



# XHTML™ Modularization 1.1

## W3C Proposed Recommendation 11 June 2008

This version:

<http://www.w3.org/TR/2008/PR-xhtml-modularization-20080611>

Latest version:

<http://www.w3.org/TR/xhtml-modularization>

Previous version:

<http://www.w3.org/TR/2006/WD-xhtml-modularization-20060705>

Diff-marked version:

[xhtml-modularization-diff.html](#)

Diff-marked from version 1.0

[xhtml-modularization-rec-diff.html](#)

Editors:

Daniel Austin, Sun Microsystems

Subramanian Peruvemba, Oracle Corporation

Shane McCarron, Applied Testing and Technology, Inc.

Masayasu Ishikawa, W3C

Mark Birbeck, webBackplane [mark.birbeck@webBackplane.com](mailto:mark.birbeck@webBackplane.com)

Version 1.0 Editors:

Murray Altheim, Sun Microsystems

Frank Boumphrey, HTML Writers Guild

Sam Dooley, IBM

Shane McCarron, Applied Testing and Technology

Sebastian Schnitzenbaumer, Mozquito Technologies AG

Ted Wugofski, Openwave (formerly Gateway)

This document is also available in these non-normative formats: Single HTML file, PostScript version, PDF version, ZIP archive, or Gzip'd TAR archive.

Copyright ©2001-2008 W3C® (MIT, ERCIM, Keio), All Rights Reserved. W3C liability, trademark and document use rules apply.

---

## Abstract

This document is version 1.1 of XHTML Modularization, an abstract modularization of XHTML and implementations of the abstraction using XML Document Type Definitions (DTDs) and XML Schemas. This modularization provides a means for subsetting and extending XHTML, a feature needed for extending XHTML's reach onto emerging platforms. This specification is intended for

use by language designers as they construct new XHTML Family Markup Languages. This specification does not define the semantics of elements and attributes, only how those elements and attributes are assembled into modules, and from those modules into markup languages. This second version of this specification includes several minor updates to provide clarifications and address errors found in the first version. It also provides an implementation using XML Schemas.

## Status of This Document

*This section describes the status of this document at the time of its publication. Other documents may supersede this document. A list of current W3C publications and the latest revision of this technical report can be found in the W3C technical reports index at <http://www.w3.org/TR/>.*

This is a Proposed Recommendation of "XHTML Modularization 1.1". It reflects changes arising from comments during the Last Call period. A "Disposition of Comments" report is available at <http://www.w3.org/MarkUp/2008/xhtml-modularization-lc-doc-20080221.html>. An implementation report is available at <http://www.w3.org/MarkUp/2008/xhtml-m12n-11-implementation.html>. This specification is considered stable by the XHTML2 Working Group. W3C Advisory Committee Representatives are invited to submit their formal review per the instructions in the Call for Review (see Advisory Committee questionnaires). The review period ends on 15 July 2008. Members of the public are also invited to send comments on this Proposed Recommendation to [www-html-editor@w3.org](mailto:www-html-editor@w3.org) (archive). It is inappropriate to send discussion email to this address. Public discussion may take place on [www.html@w3.org](http://www.html@w3.org) (archive).

Publication as a Proposed Recommendation does not imply endorsement by the W3C Membership. This is a draft document and may be updated, replaced or obsoleted by other documents at any time. It is inappropriate to cite this document as other than work in progress.

The Working Group invites implementation feedback during this period. Since this specification represents an incremental improvement to its predecessor, and since there is already substantial implementation experience, we expect to have adequate validation before the end of the Proposed Recommendation review period. While we welcome implementation experience reports, the XHTML2 Working Group will not allow early implementation to constrain its ability to make changes to this specification prior to final release.

If this document is approved as a W3C Recommendation, it will supercede version 1.0 as defined in <http://www.w3.org/TR/2001/REC-xhtml-modularization-20010410/>.

This document has been produced by the W3C XHTML 2 Working Group as part of the HTML Activity. The goals of the XHTML 2 Working Group are discussed in the XHTML 2 Working Group charter.

This document was produced by a group operating under the 5 February 2004 W3C Patent Policy. W3C maintains a public list of any patent disclosures made in connection with the deliverables of the group; that page also includes instructions for disclosing a patent. An individual who has actual knowledge of a patent which the individual believes contains Essential

Claim(s) must disclose the information in accordance with section 6 of the W3C Patent Policy.

Public discussion of HTML takes place on [www-html@w3.org](mailto:www-html@w3.org) (archive). To subscribe send an email to [www-html-request@w3.org](mailto:www-html-request@w3.org) with the word *subscribe* in the subject line.

Please report errors in this document to [www-html-editor@w3.org](mailto:www-html-editor@w3.org) (archive).

## Quick Table of Contents

1. Introduction . . . . .	.9
2. Terms and Definitions . . . . .	13
3. Conformance Definition . . . . .	17
4. Defining Abstract Modules . . . . .	23
5. XHTML Abstract Modules . . . . .	31
A. Building Schema Modules . . . . .	53
B. Developing Schema with defined and extended modules . . . . .	57
C. XHTML Schema Module Implementations . . . . .	81
D. Building DTD Modules . . . . .	137
E. Developing DTDs with defined and extended modules . . . . .	147
F. XHTML DTD Module Implementations . . . . .	163
G. References . . . . .	257
H. Design Goals . . . . .	261
J. Acknowledgements . . . . .	265
I. Changes from XHTML Modularization 1.0 . . . . .	267

## Full Table of Contents

1. Introduction . . . . .	.9
1.1. What is XHTML? . . . . .	.9
1.2. What is XHTML Modularization? . . . . .	.9
1.3. Why Modularize XHTML? . . . . .	.9
1.3.1. Abstract modules . . . . .	10
1.3.2. Module implementations . . . . .	10
1.3.3. Hybrid document types . . . . .	10
1.3.4. Validation . . . . .	11
1.3.5. Formatting Model . . . . .	11
2. Terms and Definitions . . . . .	13
3. Conformance Definition . . . . .	17
3.1. XHTML Host Language Document Type Conformance . . . . .	17
3.2. XHTML Integration Set Document Type Conformance . . . . .	18
3.3. XHTML Family Module Conformance . . . . .	18
3.4. XHTML Family Document Conformance . . . . .	19
3.5. XHTML Family User Agent Conformance . . . . .	19

3.6. Naming Rules . . . . .	20
3.7. XHTML Module Evolution . . . . .	20
4. Defining Abstract Modules . . . . .	23
4.1. Syntactic Conventions . . . . .	23
4.2. Content Types . . . . .	24
4.3. Attribute Types . . . . .	24
4.4. An Example Abstract Module Definition . . . . .	28
4.4.1. XHTML Skiing Module . . . . .	28
5. XHTML Abstract Modules . . . . .	31
5.1. Attribute Collections . . . . .	31
5.2. Core Modules . . . . .	32
5.2.1. Structure Module . . . . .	32
5.2.2. Text Module . . . . .	33
5.2.3. Hypertext Module . . . . .	35
5.2.4. List Module . . . . .	35
5.3. Applet Module . . . . .	36
5.4. Text Extension Modules . . . . .	36
5.4.1. Presentation Module . . . . .	36
5.4.2. Edit Module . . . . .	37
5.4.3. Bi-directional Text Module . . . . .	37
5.5. Forms Modules . . . . .	38
5.5.1. Basic Forms Module . . . . .	38
5.5.2. Forms Module . . . . .	39
5.6. Table Modules . . . . .	41
5.6.1. Basic Tables Module . . . . .	41
5.6.2. Tables Module . . . . .	42
5.7. Image Module . . . . .	43
5.8. Client-side Image Map Module . . . . .	43
5.9. Server-side Image Map Module . . . . .	44
5.10. Object Module . . . . .	45
5.11. Frames Module . . . . .	45
5.12. Target Module . . . . .	46
5.13. Iframe Module . . . . .	46
5.14. Intrinsic Events Module . . . . .	47
5.15. Metainformation Module . . . . .	47
5.16. Scripting Module . . . . .	48
5.17. Style Sheet Module . . . . .	48
5.18. Style Attribute Module . . . . .	49
5.19. Link Module . . . . .	49
5.20. Base Module . . . . .	49
5.21. Name Identification Module . . . . .	50
5.22. Legacy Module . . . . .	50
A. Building Schema Modules . . . . .	53

A.1. Named Content Models	53
A.2. Defining the Namespace of a Module	54
A.2.1. Global and Local Element Declarations	54
A.2.2. Global and Local Attribute Declarations	54
A.3. Importing External Namespace Schema Components	55
A.4. Datatype Definitions and Namespaces	55
A.5. Content Model Redefinitions	55
B. Developing Schema with defined and extended modules	57
B.1. Defining additional attributes	58
B.2. Defining additional elements	58
B.3. Defining the content model for a collection of modules	59
B.3.1. Integrating a stand-alone module into XHTML	59
B.3.2. Mixing a new module throughout the modules in XHTML	60
B.4. Creating a new Document Type	60
B.4.1. Creating a simple Document Type	61
B.4.2. Creating a Language by extending XHTML	63
B.4.3. Creating a Language by removing and replacing XHTML modules	64
B.4.4. Creating a the new Document Type	65
C. XHTML Schema Module Implementations	81
C.1. Character Entities	81
C.2. XHTML Schema Modular Framework	81
C.2.1. XHTML Notations	82
C.2.2. XHTML Datatypes	83
C.2.3. XHTML Common Attribute Definitions	85
C.2.4. XHTML Character Entities	86
C.3. XHTML Module Implementations	87
C.3.1. XHTML Core Modules	87
C.3.2. Applet	91
C.3.3. Text Modules	92
C.3.4. Forms	94
C.3.5. Tables	100
C.3.6. Image	106
C.3.7. Client-side Image Map	106
C.3.8. Server-side Image Map	108
C.3.9. Object	108
C.3.10. Frames	109
C.3.11. Target	111
C.3.12. Iframe	111
C.3.13. Intrinsic Events	112
C.3.14. Metainformation	114
C.3.15. Scripting	114
C.3.16. Style Sheet	115
C.3.17. Style Attribute	116

C.3.18. Link	116
C.3.19. Base	117
C.3.20. Name Identification	117
C.3.21. Legacy	118
C.3.22. Ruby	120
C.4. XHTML Schema Support Modules	123
C.4.1. Block Phrasal	123
C.4.2. Block Presentational	125
C.4.3. Block Structural	126
C.4.4. Inline Phrasal	127
C.4.5. Inline Presentational	129
C.4.6. Inline Structural	129
C.4.7. Param	130
C.4.8. Legacy - Miscellaneous	131
D. Building DTD Modules	137
D.1. Parameter Entity Naming	137
D.2. Defining the Namespace of a Module	54
D.2.1. Qualified Names sub-module	138
D.2.2. Declaration sub-module(s)	140
D.2.3. Using the module as a stand-alone DTD	142
D.2.4. Namespace Idiosyncrasies	144
E. Developing DTDs with defined and extended modules	147
E.1. Defining additional attributes	58
E.2. Defining additional elements	58
E.3. Defining the content model for a collection of modules	59
E.3.1. Integrating a stand-alone module into XHTML	149
E.3.2. Mixing a new module throughout the modules in XHTML	149
E.4. Creating a new DTD	150
E.4.1. Creating a simple DTD	150
E.4.2. Creating a DTD by extending XHTML	152
E.4.3. Creating a DTD by removing and replacing XHTML modules	153
E.4.4. Creating a new DTD	154
E.5. Using the new DTD	160
F. XHTML DTD Module Implementations	163
F.1. XHTML Character Entities	163
F.1.1. XHTML Latin 1 Character Entities	163
F.1.2. XHTML Special Characters	165
F.1.3. XHTML Mathematical, Greek, and Symbolic Characters	166
F.2. XHTML Modular Framework	169
F.2.1. XHTML Base Architecture	171
F.2.2. XHTML Notations	82
F.2.3. XHTML Datatypes	83
F.2.4. XHTML Common Attribute Definitions	85

F.2.5. XHTML Qualified Names	179
F.2.6. XHTML Character Entities	86
F.3. XHTML Module Implementations	185
F.3.1. XHTML Core Modules	87
F.3.2. Applet	192
F.3.3. Text Modules	92
F.3.4. Forms	196
F.3.5. Tables	205
F.3.6. Image	214
F.3.7. Client-side Image Map	215
F.3.8. Server-side Image Map	217
F.3.9. Object	218
F.3.10. Frames	219
F.3.11. Target	221
F.3.12. Iframe	222
F.3.13. Intrinsic Events	223
F.3.14. Metainformation	225
F.3.15. Scripting	226
F.3.16. Style Sheet	227
F.3.17. Style Attribute	228
F.3.18. Link	229
F.3.19. Base	230
F.3.20. Name Identification	231
F.3.21. Legacy	233
F.4. XHTML DTD Support Modules	239
F.4.1. Block Phrasal	239
F.4.2. Block Presentational	242
F.4.3. Block Structural	243
F.4.4. Inline Phrasal	244
F.4.5. Inline Presentational	248
F.4.6. Inline Structural	251
F.4.7. Param	252
F.4.8. Legacy Redeclarations	253
G. References	257
G.1. Normative References	257
G.2. Informative References	258
H. Design Goals	261
H.1. Requirements	261
H.1.1. Granularity	261
H.1.2. Composibility	261
H.1.3. Ease of Use	262
H.1.4. Compatibility	262
H.1.5. Conformance	262

J. Acknowledgements . . . . . 265  
I. Changes from XHTML Modularization 1.0 . . . . . 267



# 1. Introduction

This section is *informative*.

## 1.1. What is XHTML?

XHTML is the reformulation of HTML 4 as an application of XML. XHTML 1.0 [XHTML1] [p.258] specifies three XML document types that correspond to the three HTML 4 DTDs: Strict, Transitional, and Frameset. XHTML 1.0 is the basis for a family of document types that subset and extend HTML.

## 1.2. What is XHTML Modularization?

XHTML Modularization is a decomposition of XHTML 1.0, and by reference HTML 4, into a collection of abstract modules that provide specific types of functionality. These abstract modules are implemented in this specification using the XML Schema and XML Document Type Definition languages. The rules for defining the abstract modules, and for implementing them using XML Schemas and XML DTDs, are also defined in this document.

These modules may be combined with each other and with other modules to create XHTML subset and extension document types that qualify as members of the XHTML-family of document types. *Note that while this specification only contains trivial examples of combining these modules into markup languages. For more complete examples, see [XHTMLBASIC [p.259] ] or [XHTML11 [p.259] ].*

## 1.3. Why Modularize XHTML?

The modularization of XHTML refers to the task of specifying well-defined sets of XHTML elements that can be combined and extended by document authors, document type architects, other XML standards specifications, and application and product designers to make it economically feasible for content developers to deliver content on a greater number and diversity of platforms.

Over the last couple of years, many specialized markets have begun looking to HTML as a content language. There is a great movement toward using HTML across increasingly diverse computing platforms. Currently there is activity to move HTML onto mobile devices (hand held computers, portable phones, etc.), television devices (digital televisions, TV-based Web browsers, etc.), and appliances (fixed function devices). Each of these devices has different requirements and constraints.

Modularizing XHTML provides a means for product designers to specify which elements are supported by a device using standard building blocks and standard methods for specifying which building blocks are used. These modules serve as "points of conformance" for the content community. The content community can now target the installed base that supports a certain collection of modules, rather than worry about the installed base that supports this or that

permutation of XHTML elements. The use of standards is critical for modularized XHTML to be successful on a large scale. It is not economically feasible for content developers to tailor content to each and every permutation of XHTML elements. By specifying a standard, either software processes can autonomously tailor content to a device, or the device can automatically load the software required to process a module.

Modularization also allows for the extension of XHTML's layout and presentation capabilities, using the extensibility of XML, without breaking the XHTML standard. This development path provides a stable, useful, and implementable framework for content developers and publishers to manage the rapid pace of technological change on the Web.

### 1.3.1. Abstract modules

An XHTML document type is defined as a set of abstract modules. A abstract module defines one kind of data that is semantically different from all others. Abstract modules can be combined into document types without a deep understanding of the underlying schemas that define the modules.

### 1.3.2. Module implementations

A module implementation consists of a set of element types, a set of attribute-list declarations, and a set of content model declarations, where any of these three sets may be empty. An attribute-list declaration in a module may modify an element type outside the element types defined in the module, and a content model declaration may modify an element type outside the element type set of the module.

One implementation mechanism is XML DTDs. An XML DTD is a means of describing the structure of a class of XML documents, collectively known as an XML document type. XML DTDs are described in the XML 1.0 Recommendation [XML] [p.258] . Another implementation mechanism is XML Schema [XMLSCHEMA] [p.258] . For purposes of discussion in this document, we refer to the various implementations of XHTML Modularization as "schema".

### 1.3.3. Hybrid document types

A hybrid document type is an document type composed from a collection of XML document types or Modules. The primary purpose of the modularization framework described in this document is to allow a document type author to combine elements from multiple abstract modules into a hybrid document type, develop documents against that hybrid document type, and to validate that document against the associated hybrid schema.

One of the most valuable benefits of XML over SGML is that XML reduces the barrier to entry for standardization of element sets that allow communities to exchange data in an interoperable format. However, the relatively static nature of HTML as the content language for the Web has meant that any one of these communities have previously held out little hope that their XML document types would be able to see widespread adoption as part of Web standards. The modularization framework allows for the dynamic incorporation of these diverse document types within the XHTML-family of document types, further reducing the barriers to the incorporation of

these domain-specific vocabularies in XHTML documents.

### 1.3.4. Validation

The use of well-formed, but not valid, documents is an important benefit of XML. In the process of developing a document type, however, the additional leverage provided by a validating parser for error checking is important. The same statement applies to XHTML document types with elements from multiple abstract modules.

An XHTML-family document is an instance of one particular document type as specified by the document's author, either in the document's prologue or through some other mechanism (e.g., the `schemaLocation` attribute). Validating the document is the process of testing whether the document complies with the rules in the associated schema.

One document can consist of multiple document fragments. Validating only fragments of a document, where each fragment is of a different document type than the other fragments in the document, is beyond the scope of this framework - since it would require technology that is not yet defined.

However, the modularization framework allows multiple schema to be integrated and form a new document type (e.g. SVG integrated into XHTML). The new schema can be used for normal XML 1.0 validation.

### 1.3.5. Formatting Model

Earlier versions of HTML attempted to define parts of the model that user agents are required to use when formatting a document. With the advent of HTML 4, the W3C started the process of divorcing presentation from structure. XHTML 1.0 maintained this separation, and this document continues moving HTML and its descendants down this path. Consequently, this document makes no requirements on the formatting model associated with the presentation of documents marked up with XHTML Family document types.

Instead, this document recommends that content authors rely upon style mechanisms such as CSS to define the formatting model for their content. When user agents support the style mechanisms, documents will format as expected. When user agents do not support the style mechanisms, documents will format as appropriate for that user agent. This permits XHTML Family user agents to support rich formatting models on devices where that is appropriate, and lean formatting models on devices where *that* is appropriate.



## 2. Terms and Definitions

This section is *informative*.

While some terms are defined in place, the following definitions are used throughout this document. Familiarity with the W3C XML 1.0 Recommendation [XML] [p.258] is highly recommended.

**abstract module**

a unit of document type specification corresponding to a distinct type of content, corresponding to a markup construct reflecting this distinct type.

**content model**

the declared markup structure allowed within instances of an element type. XML 1.0 differentiates two types: elements containing only element content (no character data) and mixed content (elements that may contain character data optionally interspersed with child elements). The latter are characterized by a content specification beginning with the "#PCDATA" string (denoting character data).

**document model**

the effective structure and constraints of a given document type. The document model constitutes the abstract representation of the physical or semantic structures of a class of documents.

**document type**

a class of documents sharing a common abstract structure. The ISO 8879 [SGML] [p.257] definition is as follows: "a class of documents having similar characteristics; for example, journal, article, technical manual, or memo. (4.102)"

**document type definition (DTD)**

a formal, machine-readable expression of the XML structure and syntax rules to which a document instance of a specific document type must conform; the schema type used in XML 1.0 to validate conformance of a document instance to its declared document type. The same markup model may be expressed by a variety of DTDs.

**driver**

a generally short file used to declare and instantiate the modules of a DTD. A good rule of thumb is that a DTD driver contains no markup declarations that comprise any part of the document model itself.

**element**

an instance of an element type.

**element type**

the definition of an element, that is, a container for a distinct semantic class of document content.

**entity**

an entity is a logical or physical storage unit containing document content. Entities may be composed of parse-able XML markup or character data, or unparsed (i.e., non-XML, possibly non-textual) content. Entity content may be either defined entirely within the document entity ("internal entities") or external to the document entity ("external entities"). In parsed entities, the replacement text may include references to other entities.

**entity reference**

a mnemonic string used as a reference to the content of a declared entity (eg., "&" for "&", "<" for "<", "&copy;" for "©".)

**facilities**

elements, attributes, and the semantics associated with those elements and attributes.

**generic identifier**

the name identifying the element type of an element. Also, element type name.

**hybrid document**

A hybrid document is a document that uses more than one XML namespace. Hybrid documents may be defined as documents that contain elements or attributes from hybrid document types.

**instantiate**

to replace an entity reference with an instance of its declared content.

**markup declaration**

a syntactical construct within a DTD declaring an entity or defining a markup structure. Within XML DTDs, there are four specific types: entity declaration defines the binding between a mnemonic symbol and its replacement content; element declaration constrains which element types may occur as descendants within an element (see also content model); attribute definition list declaration defines the set of attributes for a given element type, and may also establish type constraints and default values; notation declaration defines the binding between a notation name and an external identifier referencing the format of an unparsed entity.

**markup model**

the markup vocabulary (i.e., the gamut of element and attribute names, notations, etc.) and grammar (i.e., the prescribed use of that vocabulary) as defined by a document type definition (i.e., a schema) The markup model is the concrete representation in markup syntax of the document model, and may be defined with varying levels of strict conformity. The same document model may be expressed by a variety of markup models.

**module**

an abstract unit within a document model expressed as a DTD fragment, used to consolidate markup declarations to increase the flexibility, modifiability, reuse and understanding of specific logical or semantic structures.

**modularization**

an implementation of a modularization model; the process of composing or de-composing a DTD by dividing its markup declarations into units or groups to support specific goals. Modules may or may not exist as separate file entities (i.e., the physical and logical structures of a DTD may mirror each other, but there is no such requirement).

**modularization model**

the abstract design of the document type definition (DTD) in support of the modularization goals, such as reuse, extensibility, expressiveness, ease of documentation, code size, consistency and intuitiveness of use. It is important to note that a modularization model is only orthogonally related to the document model it describes, so that two very different modularization models may describe the same document type.

**parameter entity**

an entity whose scope of use is within the document prolog (i.e., the external subset/DTD or internal subset). Parameter entities are disallowed within the document instance.

parent document type

A parent document type of a hybrid document is the document type of the root element.

tag

descriptive markup delimiting the start and end (including its generic identifier and any attributes) of an element.





## 3. Conformance Definition

This section is *normative*.

In order to ensure that XHTML-family documents are maximally portable among XHTML-family user agents, this specification rigidly defines conformance requirements for both of these and for XHTML-family document types. While the conformance definitions can be found in this section, they necessarily reference normative text within this document, within the base XHTML specification [XHTML1] [p.258] , and within other related specifications. It is only possible to fully comprehend the conformance requirements of XHTML through a complete reading of all normative references.

The keywords "MUST", "MUST NOT", "REQUIRED", "SHALL", "SHALL NOT", "SHOULD", "RECOMMENDED", "MAY", and "OPTIONAL" in this document are to be interpreted as described in [RFC2119] [p.257] .

### 3.1. XHTML Host Language Document Type Conformance

It is possible to modify existing document types and define wholly new document types using both modules defined in this specification and other modules. Such a document type is "XHTML Host Language Conforming" when it meets the following criteria:

1. The document type MUST be defined using one of the implementation methods defined by the W3C. Currently this is limited to XML DTDs and XML Schema.
2. The schema which defines the document type MUST have a unique identifier as defined in Naming Rules [p.20] that begins with the character sequence "XHTML".
3. The schema which defines the document type must include, at a minimum, the Structure, Hypertext, Text, and List modules defined in this specification.
4. For each of the W3C-defined modules that are included, all of the elements, attributes, types of attributes (including any required enumerated value lists), and any required minimal content models must be included (and optionally extended) in the document type's content model. When content models are extended, all of the elements and attributes (along with their types or any required enumerated value lists) required in the original content model must continue to be required.
5. The schema that defines the document type may define additional elements and attributes. However, these MUST be in their own XML namespace [XMLNAMES] [p.258] . If additional elements are defined by a module, the attributes defined in included XHTML modules are available for use on those elements, but SHOULD be referenced using their namespace-qualified identifier (e.g., `xhtml:class`). The semantics of the attributes remain the same as when used on an XHTML-namespace element.

## 3.2. XHTML Integration Set Document Type Conformance

It is also possible to define document types that are based upon XHTML, but do not adhere to its structure. Such a document type is "XHTML Integration Set Conforming" when it meets the following criteria:

1. The document type **MUST** be defined using one of the implementation methods defined by the W3C. Currently this is limited to XML DTDs and XML Schemas.
2. The schema that defines the document type **MUST** have a unique identifier as defined in Naming Rules [p.20] . This identifier **MUST** contain the character sequence "XHTML", but **MUST NOT** start with that character sequence.
3. The schema which defines the document type **MUST** include, at a minimum, the Hypertext, Text, and List modules defined in this specification.
4. For each of the W3C-defined modules that are included, all of the elements, attributes, types of attributes (including any required enumerated lists), and any required minimal content models **MUST** be included (and optionally extended) in the document type's content model. When content models are extended, all of the elements and attributes (along with their types or any required enumerated value lists) required in the original content model **MUST** continue to be required.
5. The schema that defines the document type **MAY** define additional elements and attributes. However, these **MUST** be in their own XML namespace [XMLNAMES] [p.258] . If additional elements are defined by a module, the attributes defined in included XHTML modules are available for use on those elements, but **SHOULD** be referenced using their namespace-qualified identifier (e.g., `xhtml:class`). The semantics of the attributes remain the same as when used on an XHTML-namespace element.

## 3.3. XHTML Family Module Conformance

This specification defines a method for defining XHTML-conforming modules. A module conforms to this specification when it meets all of the following criteria:

1. The document type **MUST** be defined using one of the implementation methods defined by the W3C. Currently this is limited to XML DTDs and XML Schemas.
2. The schema that defines the module **MUST** have a unique identifier as defined in Naming Rules [p.20] .
3. When the module is defined using an XML DTD, the module **MUST** isolate its parameter entity names through the use of unique prefixes or other, similar methods.
4. The module definition **MUST** have a prose definition that describes the syntactic and semantic requirements of the elements, attributes, and/or content models that it declares. For the avoidance of doubt, if there is any discrepancy between the prose definition of a module and its schema implementation(s), the prose definition **MUST** take precedence.
5. The module definition **MUST NOT** reuse any element names that are defined in other W3C-defined modules, except when the content model and semantics of those elements are either identical to the original or an extension of the original, or when the reused element names are within their own XML namespace (see below).

6. The module definition's elements and attributes MUST be part of an XML namespace [XMLNAMES] [p.258] . If the module is defined by an organization other than the W3C, this namespace MUST NOT be the same as the namespace in which other W3C modules are defined.

## 3.4. XHTML Family Document Conformance

A conforming XHTML family document is a valid instance of an XHTML Host Language Conforming Document Type. For the avoidance of doubt, the behavior of User Agents in the presence of invalid documents is undefined.

## 3.5. XHTML Family User Agent Conformance

A conforming user agent must meet all of the following criteria (as defined in [XHTML1] [p.258] ):

1. In order to be consistent with the XML 1.0 Recommendation [XML] [p.258] , the user agent MUST parse and evaluate an XHTML document for well-formedness. If the user agent claims to be a validating user agent, it MUST also validate documents against their referenced schemas.
2. When the user agent claims to support facilities defined within this specification or required by this specification through normative reference, it MUST do so in ways consistent with the facilities' definition.
3. When a user agent processes an XHTML document as generic [XML] [p.258] , it MUST recognize only attributes of type ID (e.g., the id attribute on most XHTML elements) as fragment identifiers.
4. If a user agent encounters an element it does not recognize, it MUST continue to process the children of that element.
5. If a user agent encounters an attribute it does not recognize, it MUST ignore the entire attribute specification (i.e., the attribute and its value).
6. If it encounters an entity reference (other than one of the predefined entities) for which the user agent has processed no declaration (which could happen if the declaration is in the external subset which the user agent hasn't read), the entity reference SHOULD be rendered as the characters (starting with the ampersand and ending with the semi-colon) that make up the entity reference.
7. When rendering content, user agents that encounter characters or character entity references that are recognized but not renderable SHOULD display the document in such a way that it is obvious to the user that normal rendering has not taken place.
8. Whitespace is defined as in [XML] [p.258] . On input all whitespace is preserved - this is exactly as if the value of `xml:space`, as defined in [XML] [p.258] , is set to "preserve". If the value of that attribute is set to "default", that is the same as if it were set to "preserve". On rendering, whitespace is processed according to the rules of [CSS2] [p.257] .

## 3.6. Naming Rules

XHTML Host Language document types must adhere to strict naming conventions so that it is possible for software and users to readily determine the relationship of document types to XHTML. The names for document types implemented as XML Document Type Definitions are defined through Formal Public Identifiers (FPIs). Within FPIs, fields are separated by double slash character sequences (//). The various fields must be composed as follows:

1. The leading field must be "-" to indicate a privately defined resource.
2. The second field must contain the name of the organization responsible for maintaining the named item. There is no formal registry for these organization names. Each organization should define a name that is unique. The name used by the W3C is, for example, W3C.
3. The third field contains two constructs: the public text class followed by the public text description. The first token in the third field is the public text class which should adhere to ISO 8879 Clause 10.2.2.1 Public Text Class. Only XHTML Host Language conforming documents should begin the public text description with the token XHTML. The public text description should contain the string XHTML if the document type is Integration Set conforming. The field must also contain an organization-defined unique identifier (e.g., MyML 1.0). This identifier should be composed of a unique name and a version identifier that can be updated as the document type evolves.
4. The fourth field defines the language in which the item is developed (e.g., EN).

Using these rules, the name for an XHTML Host Language conforming document type might be `-//MyCompany//DTD XHTML MyML 1.0//EN`. The name for an XHTML family conforming module might be `-//MyCompany//ELEMENTS XHTML MyElements 1.0//EN`. The name for an XHTML Integration Set conforming document type might be `-//MyCompany//DTD Special Markup with XHTML//EN`.

## 3.7. XHTML Module Evolution

Each module defined in this specification is given a unique identifier that adheres to the naming rules in the previous section. Over time, a module may evolve. A logical ramification of such evolution may be that some aspects of the module are no longer compatible with its previous definition. To help ensure that document types defined against modules defined in this specification continue to operate, the identifiers associated with a module that changes will be updated. Specifically, the Formal Public Identifier and System Identifier of the module will be changed by modifying the version identifier included in each. Document types that wish to incorporate the updated functionality will need to be similarly updated.

In addition, the earlier version(s) of the module will continue to be available via its earlier, unique identifier(s). In this way, document types developed using XHTML modules will continue to function seamlessly using their original definitions even as the collection expands and evolves. Similarly, document instances written against such document types will continue to validate using the earlier module definitions.

Other XHTML Family Module and Document Type authors are encouraged to adopt a similar strategy to ensure the continued functioning of document types based upon those modules and document instances based upon those document types.



## 4. Defining Abstract Modules

This section is *normative*.

An abstract module is a definition of an XHTML module using prose text and some informal markup conventions. While such a definition is not generally useful in the machine processing of document types, it is critical in helping people understand what is contained in a module. This section defines the way in which XHTML abstract modules are defined. An XHTML-conforming module is *not required* to provide an abstract module definition. However, anyone developing an XHTML module is encouraged to provide an abstraction to ease in the use of that module.

### 4.1. Syntactic Conventions

The abstract modules are not defined in a formal grammar. However, the definitions do adhere to the following syntactic conventions. These conventions are similar to those of XML DTDs, and should be familiar to XML DTD authors. Each discrete syntactic element can be combined with others to make more complex expressions that conform to the algebra defined here.

element name

When an element is included in a content model, its explicit name will be listed.

content set

Some modules define lists of explicit element names called *content sets*. When a content set is included in a content model, its name will be listed.

expr ?

Zero or one instances of expr are permitted.

expr +

One or more instances of expr are required.

expr \*

Zero or more instances of expr are permitted.

a , b

Expression a is required, followed by expression b.

a | b

Either expression a or expression b is required.

a - b

Expression a is permitted, omitting elements in expression b.

parentheses

When an expression is contained within parentheses, evaluation of any subexpressions within the parentheses take place before evaluation of expressions outside of the parentheses (starting at the deepest level of nesting first).

extending pre-defined elements

In some instances, a module adds attributes to an element. In these instances, the element name is followed by an ampersand (&).

defining required attributes

When an element requires the definition of an attribute, that attribute name is followed by an asterisk (\*).

defining the type of attribute values

When a module defines the type of an attribute value, it does so by listing the type in parentheses after the attribute name.

defining the legal values of attributes

When a module defines the legal values for an attribute, it does so by listing the explicit legal values (enclosed in quotation marks), separated by vertical bars (|), inside of parentheses following the attribute name. If the attribute has a default value, that value is followed by an asterisk (\*). If the attribute has a fixed value, the attribute name is followed by an equals sign (=) and the fixed value enclosed in quotation marks.

## 4.2. Content Types

Abstract module definitions define minimal, atomic content models for each module. These minimal content models reference the elements in the module itself. They may also reference elements in other modules upon which the abstract module depends. Finally, the content model in many cases requires that text be permitted as content to one or more elements. In these cases, the symbol used for text is PCDATA; this is short for "parsed character data", denoting sequences of characters which are to be parsed for markup by an XML processor (processed character data). A content type can also be defined as EMPTY, meaning the element has no content in its minimal content model.

















































## 4.3. Attribute Types

In some instances, it is necessary to define the types of attribute values or the explicit set of permitted values for attributes. The following attribute types (defined in the XML 1.0 Recommendation) are used in the definitions of the abstract modules:

Attribute Type	Definition
CDATA	Character data
ID	A document-unique identifier
IDREF	A reference to a document-unique identifier
IDREFS	A space-separated list of references to document-unique identifiers
NAME	A name with the same character constraints as ID above
NMTOKEN	A name composed of only name tokens as defined in XML 1.0 [XML] [p.258]
NMTOKENS	One or more white space separated NMTOKEN values

In addition to these pre-defined data types, XHTML Modularization defines the following data types and their semantics (as appropriate):



Data type	Description																
Character	A single character from [ISO10646] [p.257] .																
Charset	A character encoding, as per [RFC2045] [p.257] .																
Charsets	A space-separated list of character encodings, as per [RFC2045] [p.257] .																
Color	<p>The attribute value type "Color" refers to color definitions as specified in [SRGB] [p.258] . A color value may either be a hexadecimal number (prefixed by a hash mark) or one of the following sixteen color names. The color names are case-insensitive.</p> <p style="text-align: center;"><b>Color names and sRGB values</b></p> <table style="width: 100%; border: none;"> <tr> <td> Black = "#000000"</td> <td> Green = "#008000"</td> </tr> <tr> <td> Silver = "#C0C0C0"</td> <td> Lime = "#00FF00"</td> </tr> <tr> <td> Gray = "#808080"</td> <td> Olive = "#808000"</td> </tr> <tr> <td> White = "#FFFFFF"</td> <td> Yellow = "#FFFF00"</td> </tr> <tr> <td> Maroon = "#800000"</td> <td> Navy = "#000080"</td> </tr> <tr> <td> Red = "#FF0000"</td> <td> Blue = "#0000FF"</td> </tr> <tr> <td> Purple = "#800080"</td> <td> Teal = "#008080"</td> </tr> <tr> <td> Fuchsia = "#FF00FF"</td> <td> Aqua = "#00FFFF"</td> </tr> </table> <p>Thus, the color values "#800080" and "Purple" both refer to the color purple.</p>	 Black = "#000000"	 Green = "#008000"	 Silver = "#C0C0C0"	 Lime = "#00FF00"	 Gray = "#808080"	 Olive = "#808000"	 White = "#FFFFFF"	 Yellow = "#FFFF00"	 Maroon = "#800000"	 Navy = "#000080"	 Red = "#FF0000"	 Blue = "#0000FF"	 Purple = "#800080"	 Teal = "#008080"	 Fuchsia = "#FF00FF"	 Aqua = "#00FFFF"
 Black = "#000000"	 Green = "#008000"																
 Silver = "#C0C0C0"	 Lime = "#00FF00"																
 Gray = "#808080"	 Olive = "#808000"																
 White = "#FFFFFF"	 Yellow = "#FFFF00"																
 Maroon = "#800000"	 Navy = "#000080"																
 Red = "#FF0000"	 Blue = "#0000FF"																
 Purple = "#800080"	 Teal = "#008080"																
 Fuchsia = "#FF00FF"	 Aqua = "#00FFFF"																
ContentType	A media type, as per [RFC2045] [p.257] .																
ContentTypes	A comma-separated list of media types, as per [RFC2045] [p.257] .																
Coords	Comma separated list of coordinates to use in defining areas.																
Datetime	Date and time information.																
FPI	A character string representing an SGML Formal Public Identifier.																
FrameTarget	Frame name used as destination for results of certain actions.																
LanguageCode	A language code, as per [RFC3066] [p.257] or its successor.																
LanguageCodes	A comma-separated list of language ranges with optional q parameters, as defined in section 14.4 of [RFC2616 [p.??] ] as the field value of the Accept-Language request header. Individual language codes should conform to [RFC3066 [p.257] ] or its successors.																
Length	The value may be either in pixels or a percentage of the available horizontal or vertical space. Thus, the value "50%" means half of the available space.																

LinkTypes	<p>Authors may use the following recognized link types, listed here with their conventional interpretations. A LinkTypes value refers to a space-separated list of link types. White space characters are not permitted within link types.</p> <p>These link types are case-insensitive, i.e., "Alternate" has the same meaning as "alternate".</p> <p>User agents, search engines, etc. may interpret these link types in a variety of ways. For example, user agents may provide access to linked documents through a navigation bar.</p> <p><b>Alternate</b> Designates substitute versions for the document in which the link occurs. When used together with the <code>hreflang</code> attribute, it implies a translated version of the document. When used together with the <code>media</code> attribute, it implies a version designed for a different medium (or media).</p> <p><b>Stylesheet</b> Refers to an external style sheet. See the Style Module [p.48] for details. This is used together with the link type "Alternate" for user-selectable alternate style sheets.</p> <p><b>Start</b> Refers to the first document in a collection of documents. This link type tells search engines which document is considered by the author to be the starting point of the collection.</p> <p><b>Next</b> Refers to the next document in a linear sequence of documents. User agents may choose to pre-load the "next" document, to reduce the perceived load time.</p> <p><b>Prev</b> Refers to the previous document in an ordered series of documents. Some user agents also support the synonym "Previous".</p> <p><b>Contents</b> Refers to a document serving as a table of contents. Some user agents also support the synonym <i>ToC</i> (from "Table of Contents").</p> <p><b>Index</b> Refers to a document providing an index for the current document.</p> <p><b>Glossary</b> Refers to a document providing a glossary of terms that pertain to the current document.</p> <p><b>Copyright</b> Refers to a copyright statement for the current document.</p> <p><b>Chapter</b> Refers to a document serving as a chapter in a collection of documents.</p> <p><b>Section</b> Refers to a document serving as a section in a collection of documents.</p> <p><b>Subsection</b> Refers to a document serving as a subsection in a collection of documents.</p> <p><b>Appendix</b> Refers to a document serving as an appendix in a collection of documents.</p> <p><b>Help</b> Refers to a document offering help (more information, links to other sources information, etc.)</p> <p><b>Bookmark</b> Refers to a bookmark. A bookmark is a link to a key entry point within an extended document. The title attribute may be used, for example, to label the bookmark. Note that several bookmarks may be defined in each document.</p> <p>Authors may wish to define additional link types not described in this specification. If they do so, they should use a profile to cite the conventions used to define the link types. Please see the profile attribute of the head [p.32] element for more information.</p> <p><i>Note that in a future version of this specification, the Working Group expects to evolve this type from a simple name to a Qualified Name (QName [p.28]).</i></p>
-----------	---

MediaDesc	<p>The MediaDesc attribute is a comma-separated list of media descriptors. The following is a list of recognized media descriptors:</p> <p><b>screen</b> Intended for non-paged computer screens.</p> <p><b>tty</b> Intended for media using a fixed-pitch character grid, such as teletypes, terminals, or portable devices with limited display capabilities.</p> <p><b>tv</b> Intended for television-type devices (low resolution, color, limited scrollability).</p> <p><b>projection</b> Intended for projectors.</p> <p><b>handheld</b> Intended for handheld devices (small screen, monochrome, bitmapped graphics, limited bandwidth).</p> <p><b>print</b> Intended for paged, opaque material and for documents viewed on screen in print preview mode.</p> <p><b>braille</b> Intended for braille tactile feedback devices.</p> <p><b>aural</b> Intended for speech synthesizers.</p> <p><b>all</b> Suitable for all devices.</p> <p>Future versions of XHTML may introduce new values and may allow parameterized values. To facilitate the introduction of these extensions, conforming user agents must be able to parse the media attribute value as follows:</p> <ol style="list-style-type: none"> <li>The value is a comma-separated list of entries. For example, <pre>media="screen, 3d-glasses, print and resolution &gt; 90dpi"</pre> is mapped to: <pre>"screen" "3d-glasses" "print and resolution &gt; 90dpi"</pre> </li> <li>Each entry is truncated just before the first character that isn't a US ASCII letter [a-zA-Z] (ISO 10646 hex 41-5a, 61-7a), digit [0-9] (hex 30-39), or hyphen-minus (hex 2d). In the example, this gives: <pre>"screen" "3d-glasses" "print"</pre> </li> <li>A case-insensitive match is then made with the set of media types defined above. User agents may ignore entries that don't match. In the example we are left with <code>screen</code> and <code>print</code>.</li> </ol> <p><b>Note.</b> <i>Style sheets may include media-dependent variations within them (e.g., the CSS @media construct). In such cases it may be appropriate to use "media=all".</i></p>
MultiLength	<p>The value may be a Length or a relative length. A relative length has the form "i*", where "i" is an integer. When allotting space among elements competing for that space, user agents allot pixel and percentage lengths first, then divide up remaining available space among relative lengths. Each relative length receives a portion of the available space that is proportional to the integer preceding the "*". The value "*" is equivalent to "1*". Thus, if 60 pixels of space are available after the user agent allots pixel and percentage space, and the competing relative lengths are 1*, 2*, and 3*, the 1* will be allotted 10 pixels, the 2* will be allotted 20 pixels, and the 3* will be allotted 30 pixels.</p>
MultiLengths	A comma separated list of items of type MultiLength [p.27] .
Number	One or more digits

Pixels	The value is an integer that represents the number of pixels of the canvas (screen, paper). Thus, the value "50" means fifty pixels. For normative information about the definition of a pixel, please consult [CSS2] [p.257]
QName	An [XMLNS [p.258] ]-qualified name. See QName for a formal definition.
QNames	A space-separated list of QNames, as defined above.
Script	Script data can be the content of the "script" element and the value of intrinsic event attributes. User agents must not evaluate script data as HTML markup but instead must pass it on as data to a script engine.  The case-sensitivity of script data depends on the scripting language.  Please note that script data that is element content may not contain character references, but script data that is the value of an attribute may contain them.
Shape	The shape of a region.
Text	Arbitrary textual data, likely meant to be human-readable.
URI	A Uniform Resource Identifier Reference, as defined by the type anyURI in XMLSCHEMA [p.258] .
URIs	A space-separated list of URIs as defined above.

## 4.4. An Example Abstract Module Definition

*This section is informative*

This section defines a sample abstract module as an example of how to take advantage of the syntax rules defined above. Since this example is trying to use all of the various syntactic elements defined, it is pretty complicated. Typical module definitions would be much simpler than this. Finally, note that this module references the attribute collection Common. This is a collection defined in the XHTML Modularization specification that includes all of the basic attributes that most elements need.

### 4.4.1. XHTML Skiing Module

The XHTML Skiing Module defines markup used when describing aspects of a ski lodge. The elements and attributes defined in this module are:

<b>Elements</b>	<b>Attributes</b>	<b>Minimal Content Model</b>
resort	Common, href (CDATA)	description, Aspen+
lodge	Common	description, (Aspen - lift)+
lift	Common, href	description?
chalet	Common, href	description?
room	Common, href	description?
lobby	Common, href	description?
fireplace	Common, href	description?
description	Common	PCDATA*

This module also defines the content set Aspen with the minimal content model lodge | lift | chalet | room | lobby | fireplace.



## 5. XHTML Abstract Modules

This section is *normative*.

This section specifies the contents of the XHTML abstract modules. These modules are abstract definitions of collections of elements, attributes, and their content models. These abstract modules can be mapped onto any appropriate specification mechanism. XHTML DTD Module Implementations [p.163] , for example, maps these modules onto DTDs as described in [XML] [p.258] .

Content developers and device designers should view this section as a guide to the definition of the functionality provided by the various XHTML-defined modules. When developing documents or defining a profile for a class of documents, content developers can determine which of these modules are essential for conveying their message. When designing clients, device designers should develop their device profiles by choosing from among the abstract modules defined here.

Except when overridden in this document, the semantics of these elements and attributes are defined in [HTML4] [p.257] .

### 5.1. Attribute Collections

Many of the abstract modules in this section define the required attributes for elements. The table below defines some collections of attributes that are referenced throughout the modules. These expressions should in no way be considered normative or mandatory. They are an editorial convenience for this document. When used in the remainder of this section, it is the expansion of the term that is normative, not the term itself.

The following basic attribute sets are used on many elements. In each case where they are used, their use is identified via their collection name rather than enumerating the list.

Each of the attributes defined in an XHTML attribute collection is available for use when their corresponding module is included in an XHTML Host Language or an XHTML Integration Set. In such a situation, the attributes are available for use in the definition of elements that are NOT in the XHTML namespace when they are referenced using their namespace-qualified identifier (e.g., `xhtml: class`). The semantics of the attributes remain the same regardless of whether they are referenced using their qualified identifier or not. **It is an error to use an XHTML namespace-qualified attribute on elements from the XHTML Namespace.**

For the avoidance of doubt, if an attribute collection is referenced by an element's definition, and an attribute in that collection is also explicitly referenced by that element's definition, this does NOT cause a conflict. It is up to the markup language schema implementation to update the content models accordingly.

Collection Name	Attributes in Collection
Core	xml:space ("default"*   "preserve"), class (NMTOKENS [p.24] ), id (ID [p.24] ), title (CDATA [p.24] )
I18N	dir ("ltr"   "rtl"), xml:lang (CDATA [p.24] )
Events	onclick (Script [p.28] ), ondblclick (Script [p.28] ), onmousedown (Script [p.28] ), onmouseup (Script [p.28] ), onmouseover (Script [p.28] ), onmousemove (Script [p.28] ), onmouseout (Script [p.28] ), onkeypress (Script [p.28] ), onkeydown (Script [p.28] ), onkeyup (Script [p.28] )
Style	style (CDATA [p.24] )
Common	Core [p.32] + Events [p.32] + I18N [p.32] + Style [p.32]

Note that the Events collection is only defined when the Intrinsic Events Module is selected. Otherwise, the Events collection is empty.

Also note that the Style collection is only defined when the Style Attribute Module is selected. Otherwise, the Style collection is empty.

Finally, note that the I18N collection only contains the `xml:lang` attribute unless the Bi-directional Text Module [p.37] module is selected.

## 5.2. Core Modules

The core modules are modules that are required to be present in any XHTML Family Conforming Document Type [p.17] .

### 5.2.1. Structure Module

The Structure Module defines the major structural elements for XHTML. These elements effectively act as the basis for the content model of many XHTML family document types. The elements and attributes included in this module are:



Elements	Attributes	Minimal Content Model
body	Common [p.32]	(Heading   Block   List)*
head	l18N [p.32] , id (ID [p.24] ) , profile (URIs [p.28] )	title
html	l18N [p.32] , id (ID [p.24] ) , version (CDATA [p.24] ) , xmlns (URI [p.28] = "http://www.w3.org/1999/xhtml")	head, body
title	l18N [p.32] , id (ID [p.24] )	PCDATA

This module is the basic structural definition for XHTML content. The `html` element acts as the root element for all XHTML Family Document Types.

Note that the value of the `xmlns` attribute is defined to be "http://www.w3.org/1999/xhtml". Also note that because the `xmlns` attribute is treated specially by XML namespace-aware parsers [XMLNAMES [p.258] ], it is legal to have it present as an attribute of each element. However, any time the `xmlns` attribute is used in the context of an XHTML module, whether with a prefix or not, the value of the attribute shall be the XHTML namespace defined here. See Defining the Namespace of a Module [p.54] for more on rules regarding namespace usage with XHTML family modules.

Implementations: DTD [p.185] , XML Schema [p.87]

## 5.2.2. Text Module

This module defines all of the basic text container elements, attributes, and their content model:

<b>Element</b>	<b>Attributes</b>	<b>Minimal Content Model</b>
abbr	Common [p.32]	(PCDATA   Inline)*
acronym	Common [p.32]	(PCDATA   Inline)*
address	Common [p.32]	(PCDATA   Inline)*
blockquote	Common [p.32] , cite (URI [p.28] )	(Heading   Block   List)*
br	Core [p.32]	EMPTY
cite	Common [p.32]	(PCDATA   Inline)*
code	Common [p.32]	(PCDATA   Inline)*
dfn	Common [p.32]	(PCDATA   Inline)*
div	Common [p.32]	(PCDATA   Flow)*
em	Common [p.32]	(PCDATA   Inline)*
h1	Common [p.32]	(PCDATA   Inline)*
h2	Common [p.32]	(PCDATA   Inline)*
h3	Common [p.32]	(PCDATA   Inline)*
h4	Common [p.32]	(PCDATA   Inline)*
h5	Common [p.32]	(PCDATA   Inline)*
h6	Common [p.32]	(PCDATA   Inline)*
kbd	Common [p.32]	(PCDATA   Inline)*
p	Common [p.32]	(PCDATA   Inline)*
pre	Common [p.32]	(PCDATA   Inline)*
q	Common [p.32] , cite (URI [p.28] )	(PCDATA   Inline)*
samp	Common [p.32]	(PCDATA   Inline)*
span	Common [p.32]	(PCDATA   Inline)*
strong	Common [p.32]	(PCDATA   Inline)*
var	Common [p.32]	(PCDATA   Inline)*

The minimal content model for this module defines some content sets:

**Heading**

h1 | h2 | h3 | h4 | h5 | h6

**Block**

address | blockquote | div | p | pre

**Inline**

abbr | acronym | br | cite | code | dfn | em | kbd | q | samp | span | strong | var

**Flow**

Heading | Block | Inline

Implementations: DTD [p.188] , XML Schema [p.88]

## 5.2.3. Hypertext Module

The Hypertext Module provides the element that is used to define hypertext links to other resources. This module supports the following element and attributes:

<b>Element</b>	<b>Attributes</b>	<b>Minimal Content Model</b>
a	Common [p.32] , accesskey (Character [p.25] ), charset (Charset [p.25] ), href (URI [p.28] ), hreflang (LanguageCode [p.25] ), rel (LinkTypes [p.26] ), rev (LinkTypes [p.26] ), tabindex (Number [p.27] ), type (ContentType [p.25] )	(PCDATA   Inline - a)*

This module adds the a element to the Inline content set of the Text Module.

Implementations: DTD [p.189] , XML Schema [p.89]

## 5.2.4. List Module

As its name suggests, the List Module provides list-oriented elements. Specifically, the List Module supports the following elements and attributes:

<b>Elements</b>	<b>Attributes</b>	<b>Minimal Content Model</b>
dl	Common [p.32]	(dt   dd)+
dt	Common [p.32]	(PCDATA   Inline)*
dd	Common [p.32]	(PCDATA   Flow)*
ol	Common [p.32]	li+
ul	Common [p.32]	li+
li	Common [p.32]	(PCDATA   Flow)*

This module also defines the content set List with the minimal content model (dl | ol | ul)+ and adds this set to the Flow content set of the Text Module.

Implementations: DTD [p.190] , XML Schema [p.90]

## 5.3. Applet Module

*This module is deprecated. Similar functionality can be found in the Object Module [p.45].*

The Applet Module provides elements for referencing external applications. Specifically, the Applet Module supports the following elements and attributes:

Element	Attributes	Minimal Content Model
applet	Core, alt* (Text [p.28] ), archive (CDATA [p.24] ), code (CDATA [p.24] ), codebase (URI [p.28] ), height* (Length [p.25] ), object (CDATA [p.24] ), width* (Length [p.25] )	(PCDATA   Flow   param)*
param	id (ID [p.24] ), name* (CDATA [p.24] ), type (ContentType [p.25] ), value (CDATA [p.24] ), valuetype ("data"*   "ref"   "object")	EMPTY

When the Applet Module is used, it adds the `applet` element to the Inline content set of the Text Module.

Implementations: DTD [p.192] , XML Schema [p.91]

## 5.4. Text Extension Modules

This section defines a variety of additional textual markup modules.

### 5.4.1. Presentation Module

This module defines elements, attributes, and a minimal content model for simple presentation-related markup:

Element	Attributes	Minimal Content Model
b	Common [p.32]	(PCDATA   Inline)*
big	Common [p.32]	(PCDATA   Inline)*
hr	Common [p.32]	EMPTY
i	Common [p.32]	(PCDATA   Inline)*
small	Common [p.32]	(PCDATA   Inline)*
sub	Common [p.32]	(PCDATA   Inline)*
sup	Common [p.32]	(PCDATA   Inline)*
tt	Common [p.32]	(PCDATA   Inline)*

When this module is used, the `hr` element is added to the Block content set of the Text Module. In addition, the `b`, `big`, `i`, `small`, `sub`, `sup`, and `tt` elements are added to the Inline content set of the Text Module.

Implementations: DTD [p.193] , XML Schema [p.92]

## 5.4.2. Edit Module

This module defines elements and attributes for use in editing-related markup:

Element	Attributes	Minimal Content Model
del	Common [p.32] , cite (URI [p.28] ) , datetime (Datetime [p.25] )	(PCDATA   Flow)*
ins	Common [p.32] , cite (URI [p.28] ) , datetime (Datetime [p.25] )	(PCDATA   Flow)*

When this module is used, the `del` and `ins` elements are added to the Inline content set of the Text Module.

Implementations: DTD [p.194] , XML Schema [p.93]

## 5.4.3. Bi-directional Text Module

The Bi-directional Text module defines an element that can be used to declare the bi-directional rules for the element's content.

Elements	Attributes	Minimal Content Model
bdo	Core [p.32] , dir* ("ltr"   "rtl"), xml:lang	(PCDATA   Inline)*

When this module is used, the `bdo` element is added to the Inline content set of the Text Module. Selecting this module also adds the attribute `dir* ("ltr" | "rtl")` to the I18N attribute collection. [p.32]

Implementations: DTD [p.195] , XML Schema [p.93]

## 5.5. Forms Modules

### 5.5.1. Basic Forms Module

The Basic Forms Module provides the form-related elements, but only in a limited form. Specifically, the Basic Forms Module supports the following elements, attributes, and minimal content model:

Elements	Attributes	Minimal Content Model
form	Common [p.32] , action* (URI [p.28] ), method ("get"*   "post"), enctype (ContentType [p.25] )	(Heading   List   Block - form)+
input	Common [p.32] , accesskey (Character [p.25] ), checked ("checked"), maxlength (Number [p.27] ), name (CDATA [p.24] ), size (Number [p.27] ), src (URI [p.28] ), tabindex (Number [p.27] ), type ("text"*   "password"   "checkbox"   "radio"   "submit"   "reset"   "hidden" ), value (CDATA [p.24] )	EMPTY
label	Common [p.32] , accesskey (Character [p.25] ), for (IDREF [p.24] )	(PCDATA   Inline - label)*
select	Common [p.32] , multiple ("multiple"), name (CDATA [p.24] ), size (Number [p.27] ), tabindex (Number [p.27] )	option+
option	Common [p.32] , selected ("selected"), value (CDATA [p.24] )	PCDATA
textarea	Common [p.32] , accesskey (Character [p.25] ), cols* (Number [p.27] ), name (CDATA [p.24] ), rows* (Number [p.27] ), tabindex (Number [p.27] )	PCDATA

This module defines two content sets:

Form

form

Formctrl

input | label | select | textarea

When this module is used, it adds the Form content set to the Block content set and it adds the Formctrl content set to the Inline content set as these are defined in the Text Module.

The Basic Forms Module is a subset of the Forms Module. These modules may not be used together in a single document type.

Implementations: DTD [p.196] , XML Schema [p.94]

## 5.5.2. Forms Module

The Forms Module provides all of the forms features found in HTML 4.0. Specifically, the Forms Module supports:

Elements	Attributes	Minimal Content Model
form	Common [p.32] , accept (ContentTypes [p.25] ), accept-charset (Charsets [p.25] ), action* (URI [p.28] ), method ("get"*   "post"), enctype (ContentType [p.25] )	(Heading   List   Block - form   fieldset)+
input	Common [p.32] , accept (ContentTypes [p.25] ), accesskey (Character [p.25] ), alt (Text [p.28] ), checked ("checked"), disabled ("disabled"), maxlength (Number [p.27] ), name (CDATA [p.24] ), readonly ("readonly"), size (Number [p.27] ), src (URI [p.28] ), tabindex (Number [p.27] ), type ("text"*   "password"   "checkbox"   "button"   "radio"   "submit"   "reset"   "file"   "hidden"   "image"), value (CDATA [p.24] )	EMPTY
select	Common [p.32] , disabled ("disabled"), multiple ("multiple"), name (CDATA [p.24] ), size (Number [p.27] ), tabindex (Number [p.27] )	(optgroup   option)+
option	Common [p.32] , disabled ("disabled"), label (Text [p.28] ), selected ("selected"), value (CDATA [p.24] )	PCDATA
textarea	Common [p.32] , accesskey (Character [p.25] ), cols* (Number [p.27] ), disabled ("disabled"), name (CDATA [p.24] ), readonly ("readonly"), rows* (Number [p.27] ), tabindex (Number [p.27] )	PCDATA
button	Common [p.32] , accesskey (Character [p.25] ), disabled ("disabled"), name (CDATA [p.24] ), tabindex (Number [p.27] ), type ("button"   "submit"*   "reset"), value (CDATA [p.24] )	(PCDATA   Heading   List   Block - Form   Inline - Formctrl)*
fieldset	Common [p.32]	(PCDATA   legend   Flow)*
label	Common [p.32] , accesskey (Character [p.25] ), for (IDREF [p.24] )	(PCDATA   Inline - label)*
legend	Common [p.32] , accesskey (Character [p.25] )	(PCDATA   Inline)*
optgroup	Common [p.32] , disabled ("disabled"), label* (Text [p.28] )	option+

This module defines two content sets:

Form

form | fieldset

Formctrl

input | select | textarea | label | button



When this module is used, it adds the Form content set to the Block content set and it adds the Formctrl content set to the Inline content set as these are defined in the Text Module.

The Forms Module is a superset of the Basic Forms Module. These modules may not be used together in a single document type.

Implementations: DTD [p.200] , XML Schema [p.97]

## 5.6. Table Modules

### 5.6.1. Basic Tables Module

The Basic Tables Module provides table-related elements, but only in a limited form. Specifically, the Basic Tables Module supports:

Elements	Attributes	Minimal Content Model
caption	Common [p.32]	(PCDATA   Inline)*
table	Common [p.32] , width ( Length [p.25] ), summary ( Text [p.28] )	caption?, tr+
td	Common [p.32] , abbr (Text [p.28] ), align ("left"   "center"   "right"), axis (CDATA [p.24] ), colspan (Number [p.27] ), headers (IDREFS [p.24] ), rowspan (Number [p.27] ), scope ("row"   "col"), valign ("top"   "middle"   "bottom")	(PCDATA   Flow - table)*
th	Common [p.32] , abbr (Text [p.28] ), align ("left"   "center"   "right"), axis (CDATA [p.24] ), colspan (Number [p.27] ), headers (IDREFS [p.24] ), rowspan (Number [p.27] ), scope ("row"   "col" ), valign ("top"   "middle"   "bottom")	(PCDATA   Flow - table)*
tr	Common [p.32] , align ("left"   "center"   "right"), valign ("top"   "middle"   "bottom")	(td   th)+

When this module is used, it adds the `table` element to the Block content set as defined in the Text Module.

The Basic Tables Module is a subset of the Tables Module. These modules may not be used together in a single document type.

Implementations: DTD [p.205] , XML Schema [p.100]

## 5.6.2. Tables Module

As its name suggests, the Tables Module provides table-related elements that are better able to be accessed by non-visual user agents. Specifically, the Tables Module supports the following elements, attributes, and content model:

Elements	Attributes	Minimal Content Model
caption	Common [p.32]	(PCDATA   Inline)*
table	Common [p.32] , border (Pixels [p.28] ), cellpadding (Length [p.25] ), cellspacing (Length [p.25] ), frame ("void"   "above"   "below"   "hsides"   "lhs"   "rhs"   "vsides"   "box"   "border"), rules ("none"   "groups"   "rows"   "cols"   "all"), summary (Text [p.28] ), width (Length [p.25] )	caption?, ( col*   colgroup* ), (( thead?, tfoot?, tbody+ )   ( tr+ ))
td	Common [p.32] , abbr (Text [p.28] ), align ("left"   "center"   "right"   "justify"   "char"), axis (CDATA [p.24] ), char (Character [p.25] ), charoff (Length [p.25] ), colspan (Number [p.27] ), headers (IDREFS [p.24] ), rowspan (Number [p.27] ), scope ("row"   "col"   "rowgroup"   "colgroup"), valign ("top"   "middle"   "bottom"   "baseline")	(PCDATA   Flow)*
th	Common [p.32] , abbr (Text [p.28] ), align ("left"   "center"   "right"   "justify"   "char"), axis (CDATA [p.24] ), char (Character [p.25] ), charoff (Length [p.25] ), colspan (Number [p.27] ), headers (IDREFS [p.24] ), rowspan (Number [p.27] ), scope ("row"   "col"   "rowgroup"   "colgroup"), valign ("top"   "middle"   "bottom"   "baseline")	(PCDATA   Flow)*
tr	Common [p.32] , align ("left"   "center"   "right"   "justify"   "char"), char (Character [p.25] ), charoff (Length [p.25] ), valign ("top"   "middle"   "bottom"   "baseline")	(td   th)+
col	Common [p.32] , align ("left"   "center"   "right"   "justify"   "char"), char (Character [p.25] ), charoff (Length [p.25] ), span (Number [p.27] ), valign ("top"   "middle"   "bottom"   "baseline"), width (MultiLength [p.27] )	EMPTY
colgroup	Common [p.32] , align ("left"   "center"   "right"   "justify"   "char"), char (Character [p.25] ), charoff (Length [p.25] ), span (Number [p.27] ), valign ("top"   "middle"   "bottom"   "baseline"), width (MultiLength [p.27] )	col*

Elements	Attributes	Minimal Content Model
tbody	Common [p.32] , align ("left"   "center"   "right"   "justify"   "char"), char (Character [p.25] ), charoff (Length [p.25] ), valign ("top"   "middle"   "bottom"   "baseline")	tr+
thead	Common [p.32] , align ("left"   "center"   "right"   "justify"   "char"), char (Character [p.25] ), charoff (Length [p.25] ), valign ("top"   "middle"   "bottom"   "baseline")	tr+
tfoot	Common [p.32] , align ("left"   "center"   "right"   "justify"   "char"), char (Character [p.25] ), charoff (Length [p.25] ), valign ("top"   "middle"   "bottom"   "baseline")	tr+

When this module is used, it adds the `table` element to the Block content set of the Text Module.

The Tables Module is a superset of the Basic Tables Module. These modules may not be used together in a single document type.

Implementations: DTD [p.208] , XML Schema [p.103]

## 5.7. Image Module

The Image Module provides basic image embedding, and may be used in some implementations independently of client side image maps. The Image Module supports the following element and attributes:

Elements	Attributes	Minimal Content Model
img	Common [p.32] , alt* (Text [p.28] ), height (Length [p.25] ), longdesc (URI [p.28] ), src* (URI [p.28] ), width (Length [p.25] )	EMPTY

When this module is used, it adds the `img` element to the Inline content set of the Text Module.

Implementations: DTD [p.214] , XML Schema [p.106]

## 5.8. Client-side Image Map Module

The Client-side Image Map Module provides elements for client side image maps. It requires that the Image Module (or another module that supports the `img` element) be included. The Client-side Image Map Module supports the following elements:

Elements	Attributes	Minimal Content Model
a&	coords (CDATA [p.24] ), shape ("rect"   "circle"   "poly"   "default")	n/a
area	Common [p.32] , accesskey (Character [p.25] ), alt* (Text [p.28] ), coords (CDATA [p.24] ), href (URI [p.28] ), nohref ("nohref"), shape ("rect"*   "circle"   "poly"   "default"), tabindex (Number [p.27] )	EMPTY
img&	usemap (IDREF [p.24] )	n/a
input&	usemap (IDREF [p.24] )	Note: Only when the Forms or Basic Forms module is included
map	l18N [p.32] , Events [p.32] , class (NMTOKEN [p.24] ), id* (ID [p.24] ), title (CDATA [p.24] )	((Heading   Block)   area)+
object&	usemap (IDREF [p.24] )	Note: Only when the object module is included

When this module is used, the `map` element is added to the Inline content set of the Text Module.

Implementations: DTD [p.215] , XML Schema [p.106]

## 5.9. Server-side Image Map Module

The Server-side Image Map Module provides support for image-selection and transmission of selection coordinates. It requires that the Image Module (or another module that supports the `img` element) be included. The Server-side Image Map Module supports the following attributes:

Elements	Attributes	Minimal Content Model	Notes
img&	ismap ("ismap")	n/a	
input&	ismap ("ismap")	n/a	When the Forms or Basic Forms Module is selected.

Implementations: DTD [p.217] , XML Schema [p.108]

## 5.10. Object Module

The Object Module provides elements for general-purpose object inclusion. Specifically, the Object Module supports:

Elements	Attributes	Minimal Content Model
object	Common [p.32], archive (URIs [p.28]), classid (URI [p.28]), codebase (URI [p.28]), codetype (ContentType [p.25]), data (URI [p.28]), declare ("declare"), height (Length [p.25]), name (CDATA [p.24]), standby (Text [p.28]), tabindex (Number [p.27]), type (ContentType [p.25]), width (Length [p.25])	(PCDATA   Flow   param)*
param	id (ID [p.24]), name* (CDATA [p.24]), type (ContentType [p.25]), value (CDATA [p.24]), valuetype ("data"   "ref"   "object")	EMPTY

When this module is used, it adds the `object` element to the Inline content set of the Text Module.

Implementations: DTD [p.218], XML Schema [p.108]

## 5.11. Frames Module

As its name suggests, the Frames Module provides frame-related elements. Specifically, the Frames Module supports:

Elements	Attributes	Minimal Content Model
frameset	Core [p.32], cols ( MultiLength [p.27] ), rows ( MultiLength [p.27] )	(frameset   frame)+, noframes?
frame	Core [p.32], frameborder ("1"   "0"), longdesc ( URI [p.28] ), marginheight ( Pixels [p.28] ), marginwidth ( Pixels [p.28] ), noresize ("noresize"), scrolling ("yes"   "no"   "auto"*), src ( URI [p.28] )	EMPTY
noframes	Common [p.32]	body

When this module is selected, the minimal content model of the `html` element of the Structure Module is changed to (head, frameset).

Implementations: DTD [p.219] , XML Schema [p.109]

## 5.12. Target Module

The content of a frame can specify destination targets for a selection. This module adds the `target` attribute to the area and link defining elements. This is defined as a separate module so it can be included in documents that will be included in frames and documents that use the `target` feature to open a new window.

Elements	Attributes	Notes
a&	target ( CDATA [p.25] )	
area&	target ( CDATA [p.25] )	When the Client-side Image Map Module is selected.
base&	target ( CDATA [p.25] )	When the Base Module is selected.
link&	target ( CDATA [p.25] )	When the Link Module is selected.
form&	target ( CDATA [p.25] )	When the Basic Forms or Forms module is selected.

Implementations: DTD [p.221] , XML Schema [p.111]

## 5.13. Iframe Module

The Iframe Module defines an element for the definition of inline frames. The element and attribute included in this module are:

Elements	Attributes	Minimal Content Model
iframe	Core [p.32] , frameborder ("1"   "0"), height (Length [p.25] ), longdesc (URI [p.28] ), marginheight (Pixels [p.28] ), marginwidth (Pixels [p.28] ), scrolling ("yes"   "no"   "auto"*), src (URI [p.28] ), width (Length [p.25] )	(PCDATA   Flow)*

When this module is used, the `iframe` element is added to the Inline content set as defined by the Text Module.

Implementations: DTD [p.222] , XML Schema [p.111]

## 5.14. Intrinsic Events Module

Intrinsic events are attributes that are used in conjunction with elements that can have specific events occur when certain actions are performed by the user. The attributes indicated in the following table are added to the attribute set for their respective elements *only* when the modules defining those elements are selected. Note also that selection of this module defines the attribute collection Events [p.32] as described above. Attributes defined by this module are:

Elements	Attributes	Notes
a&	onblur (Script [p.28] ), onfocus (Script [p.28] )	
area&	onblur (Script [p.28] ), onfocus (Script [p.28] )	When the Client-side Image Map Module is also used
frameset&	onload (Script [p.28] ), onunload (Script [p.28] )	When the Frames Module is also used.
form&	onreset (Script [p.28] ), onsubmit (Script [p.28] )	When the Basic Forms or Forms Module is used
body&	onload (Script [p.28] ), onunload (Script [p.28] )	
label&	onblur (Script [p.28] ), onfocus (Script [p.28] )	When the Forms Module is used
input&	onblur (Script [p.28] ), onchange (Script [p.28] ), onfocus (Script [p.28] ), onselect (Script [p.28] )	When the Basic Forms or Forms Module is used
select&	onblur (Script [p.28] ), onchange (Script [p.28] ), onfocus (Script [p.28] )	When the Basic Forms or Forms Module is used
textarea&	onblur (Script [p.28] ), onchange (Script [p.28] ), onfocus (Script [p.28] ), onselect (Script [p.28] )	When the Basic Forms or Forms Module is used
button&	onblur (Script [p.28] ), onfocus (Script [p.28] )	When the Forms Module is used

When this module is selected, it activates the Events Attribute Collection [p.32] .

Implementations: DTD [p.223] , XML Schema [p.112]

## 5.15. Metainformation Module

The Metainformation Module defines an element that describes information within the declarative portion of a document (in XHTML within the head element). This module includes the following element:

Elements	Attributes	Minimal Content Model
meta	l18N [p.32] , content* (CDATA [p.24] ) , http-equiv (NMTOKEN [p.24] ) , id (ID [p.24] ) , name (NMTOKEN [p.24] ) , scheme (CDATA [p.24] )	EMPTY

When this module is selected, the `meta` element is added to the content model of the `head` element as defined in the Structure Module.

Implementations: DTD [p.225] , XML Schema [p.114]

## 5.16. Scripting Module

The Scripting Module defines elements that are used to contain information pertaining to executable scripts or the lack of support for executable scripts. Elements and attributes included in this module are:

Elements	Attributes	Minimal Content Model
noscript	Common [p.32]	(Heading   List   Block)+
script	charset (Charset [p.25] ) , defer ("defer") , id (ID [p.24] ) , src (URI [p.28] ) , type* (ContentType [p.25] )	PCDATA

When this module is used, the `script` and `noscript` elements are added to the Block and Inline content sets of the Text Module. In addition, the `script` element is added to the content model of the `head` element defined in the Structure Module.

Implementations: DTD [p.226] , XML Schema [p.114]

## 5.17. Style Sheet Module

The Style Sheet Module defines an element to be used when declaring internal style sheets. The element and attributes defined by this module are:

Elements	Attributes	Minimal Content Model
style	l18N [p.32] , id (ID [p.24] ) , media (MediaDesc [p.27] ) , title (Text [p.28] ) , type* (ContentType [p.25] )	PCDATA



When this module is used, it adds the `style` element to the content model of the `head` element of the Structure Module.

Implementations: DTD [p.227] , XML Schema [p.115]

## 5.18. Style Attribute Module

The Style Attribute Module defines the `style` attribute. When this module is selected, it activates the Style Attribute Collection [p.32] .

Implementations: DTD [p.228] , XML Schema [p.116]

## 5.19. Link Module

The Link Module defines an element that can be used to define links to external resources. These resources are often used to augment the user agent's ability to process the associated XHTML document. The element and attributes included in this module are:

Elements	Attributes	Minimal Content Model
link	Common [p.32] , charset (Charset [p.25] ) , href (URI [p.28] ) , hreflang (LanguageCode [p.25] ) , media (MediaDesc [p.27] ) , rel (LinkTypes [p.26] ) , rev (LinkTypes [p.26] ) , type (ContentType [p.25] )	EMPTY

When this module is used, it adds the `link` element to the content model of the `head` element as defined in the Structure Module.

Implementations: DTD [p.229] , XML Schema [p.116]

## 5.20. Base Module

The Base Module defines an element that can be used to define a base URI against which relative URIs in the document will be resolved. The element and attribute included in this module are:

Elements	Attributes	Minimal Content Model
base	href* (URI [p.28] ) , id (ID [p.24] )	EMPTY

When this module is used, it adds the `base` element to the content model of the `head` element of the Structure Module.

Implementations: DTD [p.230] , XML Schema [p.117]

## 5.21. Name Identification Module

*This module is deprecated.*

The Name Identification Module defines the attribute `name` for a collection of elements. The `name` attribute was used historically to identify certain elements within HTML documents. While the `name` attribute has been supplanted by the `id` attribute in all of these elements, there may be instances where markup languages will wish to support both. Such markup languages may do so by including this module.

Note that by including this module, both the `name` and `id` attributes are defined for the elements indicated. In this situation, if the `name` attribute is defined for an element, the `id` attribute must also be defined. Further, these attributes must both have the same value. Finally, when documents that use this attribute are served as Internet Media Type "text/xml" or "application/xml", the value of the `name` attribute on these elements shall not be used as a fragment identifier.

Elements	Attributes	Notes
a&	name (CDATA [p.24] )	
applet&	name (CDATA [p.24] )	When the Applet Module is selected.
form&	name (CDATA [p.24] )	When the Forms or Basic Forms Module is selected.
frame&	name (CDATA [p.24] )	When the Frames Module is selected.
iframe&	name (CDATA [p.24] )	When the Iframe Module is selected.
img&	name (CDATA [p.24] )	When the Image Module is selected.
map&	name (CDATA [p.24] )	When the Client-side Image Map Module is selected.

Implementations: DTD [p.231] , XML Schema [p.117]

## 5.22. Legacy Module

*This module is deprecated.*

The Legacy Module defines elements and attributes that were already deprecated in previous versions of HTML and XHTML, and remain deprecated in XHTML Modularization. Markup language authors should no longer use these elements and attributes.

*Note: This module is not intended to reproduce all of the deprecated elements, attributes, and content models. Just those that were thought to be of maximal use at the time this specification was written.*

The following table defines the elements and attributes that are defined when the Legacy Module is selected.

Elements	Attributes	Minimal Content Model
basefont	color (Color [p.25] ), face (CDATA [p.24] ), id (ID [p.24] ), size (CDATA [p.24] )	EMPTY
center	Common [p.32]	(PCDATA   Flow)*
dir	Common [p.32] , compact ("compact")	(li)+
font	Core [p.32] , l18N [p.32] , color (Color [p.25] ), face (CDATA [p.24] ), size (CDATA [p.24] )	(PCDATA   Inline)*
isindex	Core [p.32] , l18N [p.32] , prompt (Text [p.28] )	EMPTY
menu	Common [p.32] , compact ("compact")	(li)+
s	Common [p.32]	(PCDATA   Inline)*
strike	Common [p.32]	(PCDATA   Inline)*
u	Common [p.32]	(PCDATA   Inline)*

The following table shows additional attributes for elements defined elsewhere when the Legacy module is selected.

Elements	Attributes	Notes
body&	alink (Color [p.25] ), background (URI [p.28] ), bgcolor (Color [p.25] ), link (Color [p.25] ), text (Color [p.25] ), vlink (Color [p.25] )	
br&	clear ("left"   "all"   "right"   "none"*)	
caption&	align ("top"   "bottom"   "left"   "right")	
div&	align ("left"   "center"   "right"   "justify")	
dl&	compact ("compact")	
h1-h6&	align ("left"   "center"   "right"   "justify")	
hr&	align ("left"   "center"   "right"   "justify"), noshade ("noshade"), size (Pixels [p.28] ), width (Length [p.25] ),	
img&	align ("top"   "middle"   "bottom"   "left"   "right"), border (Pixels [p.28] ), hspace (Pixels [p.28] ), vspace (Pixels [p.28] )	

Elements	Attributes	Notes
input&	align ("top"   "middle"   "bottom"   "left"   "right")	When the Basic Forms or Forms Module is selected.
legend&	align ("left"   "center"   "right"   "justify")	When the Forms Module is selected.
li&	type (CDATA [p.24] ), value (Number [p.27] )	
ol&	compact ("compact"), start (Number [p.27] ), type (CDATA [p.24] )	
p&	align ("left"   "center"   "right", "justify")	
pre&	width (Number [p.27] )	
script&	language (CDATA [p.24] )	When the Scripting module is selected.
table&	align ("left"   "center"   "right"), bgcolor (Color [p.25] )	When the Basic Tables or Tables module is selected.
tr&	bgcolor (Color [p.25] )	When the Basic Tables or Tables module is selected.
th&	bgcolor (Color [p.25] ), height (Length [p.25] ), nowrap ("nowrap"), width (Length [p.25] )	When the Basic Tables or Tables module is selected.
td&	bgcolor (Color [p.25] ), height (Length [p.25] ), nowrap ("nowrap"), width (Length [p.25] )	When the Basic Tables or Tables module is selected.
ul&	compact ("compact"), type (CDATA [p.24] )	

Implementations: DTD [p.233] , XML Schema [p.118]

## A. Building Schema Modules

This appendix is *normative*.

XHTML modules are implemented as XML Schemas. When these XML Schemas are assembled in a specific manner (described in Developing Schemas with defined and extended modules [p.57] ), the resulting Schema is a representation of a complete document type. This representation can then be used for validation of instances of the document type.

The key to combining these schema components into a meaningful, cohesive schema is the rules used to define the individual XML Schemas. This section defines those rules. When these rules are followed, markup language authors can be confident that their modules will interface cleanly with other XHTML-compatible modules.

Modules conforming to these rules also need to satisfy the conformance requirements defined in *XHTML Family Module Conformance* in order to be called *XHTML Family Modules*.

### A.1. Named Content Models

This specification classifies named content model into categories and names them consistently using the following suffixes

`.content`

model group definitions use the suffix `.content` when they are used to represent the content model of an element type.

`.class`

model group definitions use the suffix `.class` when they are used to represent elements of the same class.

`.mix`

model group definitions use the suffix `.mix` when they are used to represent a collection of element types from different classes.

`.extra`

model group definitions use the suffix `.extra` when they are used to extend other groups above.

`.export`

model group definitions add the suffix `.export` when they are to be used by a host language as the basis for extending the related content model (e.g., `xhtml.Flow.mix` could have an `xhtml.Flow.mix.export` that defines a collection of elements that must be included in a redefinition of the `xhtml.Flow.mix` by a host language).

`.type`

named complex type definitions use the suffix `.type` when they are used to represent type of an element. Types usually include the `.attlist` and `.content` components.

`.attlist`

attribute groups use the suffix `.attlist` when they are used to represent the attributes for a specific element.

`.attrib`

attribute groups use the suffix `.attrib` when they are used to represent a group of tokens representing one or more complete attribute specifications within an `.attlist` declaration.

For example, in HTML 4, the `%block;` parameter entity is defined to represent the heterogeneous collection of element types that are block-level elements. In this specification, the corollary named content model is `xhtml.Block.mix`.

When defining named content models in the classes defined here, modules should scope the names of the model group definitions and attribute groups by using unique prefixes (this recommendation uses the prefix `xhtml.`). For example, the content model for the element `myelement` in the module `mymodule` could be named `mymodule.myelement.content`. Other schemes are possible. Regardless of the scheme used, module authors should strive to ensure that named content model they define are named uniquely so that they do not collide with other named content model and so that the interface methods for the module are obvious to its users.

## A.2. Defining the Namespace of a Module

XHTML requires that the elements and attributes declared in a module be within a defined XML namespace [XMLNAMES] [p.258]. The identification of this namespace is an arbitrary URI. XHTML **does not require** that a module declare its target namespace using the `targetnamespace` attribute. XHTML Modularization using XML Schema has adopted a "late binding" approach to associating with a namespace. This permits the development of so-called "chameleon" modules, where the elements and attributes of a module can be incorporated into more than one namespace.

### A.2.1. Global and Local Element Declarations

While XML Schema allows an the definition of global and local element declarations, to be compatible with DTD definitions of XHTML Modularization module implementations must not declare local elements.

### A.2.2. Global and Local Attribute Declarations

While the approach defined here permits the definition of global as well as local attribute declarations, schema authors should consider the consequences of such definitions on an document instance. Global attributes must always be explicitly prefixed in a instance document by declaring a namespace prefix `xmlns:prefix`, while local attributes depending on the schema implementation may be explicitly prefixed.

## A.3. Importing External Namespace Schema Components

An XML Schema provides definitions that belong to a given target namespace. A schema must use the `import` element to include components from an XML Schema that uses a different target namespace. The `import` element in XML Schema requires a namespace attribute and an optional `schemaLocation` attribute. Multiple modules (included in a document type) importing components from the same external namespace but providing different schema location URI values will result in invalid driver schema. To avoid such issues modularization requires that modules importing external schemas must not provide a `schemaLocation` attribute so that a document type's driver file may import these schemas with the `schemaLocation` attribute.

## A.4. Datatype Definitions and Namespaces

While the elements and attributes of a module should NOT be in a namespace until they are used by a markup language, the datatypes that a module relies upon may need to be. This is especially important if the datatypes are to be shared with other markup languages. If your module has datatypes that you want to share with other modules, you should define a namespace for those datatypes, place the datatype definitions in a separate "module" and bind that module to the namespace. In XHTML Modularization, for example, we use the namespace `http://www.w3.org/1999/xhtml/datatypes/`.

## A.5. Content Model Redefinitions

Quite often modules change the content model of elements defined by other modules. For example, the XHTML Events module adds event attributes to elements defined by the forms module. It is also possible that multiple modules may change the content model of a single element defined by a third module, for example both XHTML Events Module and XHTML Image Map module add attributes to elements in form module.

XML Schemas allows for changes to a declared content model using the `redefine` element. While XML Schema supports the use of a `redefine` element that redefines the named content model and type definition, XML Schema does not directly support redefinition of an element or attribute declaration.

To support element content model redefinitions, all content models are defined with a `.content` identifier. This identifier can be easily redefined when creating a driver module.

- Schema module implementations must define the content model of an element using named complex types schema component `.type`. Further the named schema types must be defined in terms of named content model `.content` and `.attlist`
- `redefine` in XML Schema by default includes the referenced schema. Since the instantiation of a module is decided by document type's driver file, the module implementations must not directly redefine the content model of other modules in its implementation.
- Modules that expect to have their content model defined or extended by the host language must define a special `.export` group for each element or content class that needs to have

its content model extended. Host languages will use this `.export` group as the basis for the content model of an element, extending it with whatever additional content is appropriate. elements that



## B. Developing Schema with defined and extended modules

This appendix is *informative*.

The primary purpose of defining XHTML modules and a general modularization methodology is to ease the development of document types that are based upon XHTML using XML Schemas. These document types may extend XHTML by integrating additional capabilities (e.g., [SMIL] [p.258] ), or they may define a subset of XHTML for use in a specialized device. This section describes the techniques that document type designers must use in order to take advantage of the XML Schema implementation of this modularization architecture. It does this by applying the XHTML Modularization techniques in progressively more complex ways, culminating in the creation of a complete document type from disparate modules.

Note that in no case do these examples require the modification of the XHTML-provided module *file entities* themselves. The XHTML module file entities are completely parameterized, so that it is possible through separate module definitions and *driver files* to customize the definition and the content model of each element and each element's hierarchy.

Finally, remember that most users of XHTML are *not* expected to be XML Schema authors. XML Schema authors are generally people who are defining specialized markup that will improve the readability, simplify the rendering of a document, or ease machine-processing of documents, or they are client designers that need to define the specialized markup language for their specific client. Consider these cases:

- An organization is providing subscriber's information via a Web interface. The organization stores its subscriber information in an XML-based database. One way to report that information out from the database to the Web is to embed the XML records from the database directly in the XHTML document. While it is possible to merely embed the records, the organization could define a module that describes the records, attach that module to an XHTML implementation, and thereby create a complete markup language for the pages. The organization can then access the data within the new elements via the Document Object Model [DOM] [p.257] , validate the documents, provide style definitions for the elements that cascade using Cascading Style Sheets [CSS2] [p.257] , etc. By taking the time to define the structure of their data and create a markup language using the processes defined in this section, the organization can realize the full benefits of XML.
- An Internet client developer is designing a specialized device. That device will only support a subset of XHTML, and the devices will always access the Internet via a proxy server that validates content before passing it on to the client (to minimize error handling on the client). In order to ensure that the content is valid, the developer creates a markup language that is a subset of XHTML using the processes defined in this section. They then use the new language definition in their proxy server and in their devices, and also make the language definition available to content developers so that developers can validate their content before making it available. By performing a few simple steps, the client developer can use the architecture defined in this document to greatly ease their language development cost

and ensure that they are fully supporting the subset of XHTML that they choose to include.

## B.1. Defining additional attributes

In some cases, an extension to XHTML can be as simple as additional attributes. Schema authors should provide the attribute definitions for each attribute, for example:

```
<xs:attributeGroup name="myattrs.attrib">
  <xs:attribute name="myattribute" type="xs:string"/>
</xs:attributeGroup>
```

would declare an attribute "myattr" and attribute group "myattrs.attrib" in the target namespace of the schema ("xs" is the prefix for XML Schema Namespace). Authors should note that the attribute is created as local attribute (as part attribute group). Alternatively, declaring an attribute by placing the attribute declaration as direct child of `schema` element would create a Global attribute (and document instances would have to use qualified attribute name such as `xlink:show`). *For a discussion of qualified names and Namespace prefixes, see [Defining the Namespace of a Module \[p.54\]](#).*

To add this attribute to the content model of an element, the attribute group (that makes the content model of the element) would need to be redefined (by the document type's driver file) to include the new attribute. for example:

```
<xs:redefine schemaLocation="xhtml-basic10.xsd">
  <xs:attributeGroup name="a.attlist">
    <xs:attributeGroup ref="a.attlist"/>
    <xs:attributeGroup ref="myml:myattrs.attrib"/>
  </xs:attributeGroup>
</xs:redefine>
```

The target namespace of the attribute group definition is not XHTML namespace and must be contained in a separate XML schema.

Naturally, adding an attribute to a schema does not mean that any new behavior is defined for arbitrary clients. However, a content developer could use an extra attribute to store information that is accessed by associated scripts via the Document Object Model (for example).

## B.2. Defining additional elements

Defining additional elements is similar to attributes, but a typical XHTML module would define the element as a global element (as a direct child of `schema` element). Schema authors should first provide the element declaration for each element:

```
<!-- In the myml-module-1.xsd -->
<xs:group name="myelement.content">
  <xs:choice>
    <xs:element name="otherelement"/>
  </xs:choice>
</xs:group>
```

```

<xs:attributeGroup name="myelement.attlist">
  <xs:attribute name="myattribute" type="xs:string"/>
</xs:attributeGroup>

<xs:complexType name="myelement.type" mixed="true">
  <xs:choice>
    <xs:group ref="myelement.content" minOccurs="0" maxOccurs="1"/>
  </xs:choice>
  <xs:attributeGroup ref="myelement.attlist"/>
</xs:complexType>

<xs:element name="myelement" type="myelement.type"/>

```

The target namespace of "myelement" declared is not XHTML namespace, hence must be contained in a separate XML Schema. "xs" is the prefix for XML Schema Namespace. After the elements are defined, they need to be integrated into the content model. Strategies for integrating new elements or sets of elements into the content model are addressed in the next section.

## B.3. Defining the content model for a collection of modules

Since the content model of XHTML modules is fully parameterized using named content models, Schema authors may modify the content model for every element in every module. The details of the schema module interface are defined in Building Schema Modules [p.53] . Basically there are two ways to approach this modification:

1. Re-define the named content model, `.content`, for each element.
2. Define one or more of the global named content model entities to include the element in those named model definitions (normally via the named content model, `.extras`).

The strategy taken will depend upon the nature of the modules being combined and the nature of the elements being integrated. The remainder of this section describes techniques for integrating two different classes of modules.

### B.3.1. Integrating a stand-alone module into XHTML

When a module (and remember, a module can be a collection of other modules) contains elements that only reference each other in their content model, it is said to be "internally complete". As such, the module can be used on its own; (for example, you could define a schema that was just that module, and use one of its elements as the root element). Integrating such a module into XHTML is a three step process:

1. Decide what element(s) can be thought of as the root(s) of the new module.
2. Decide where these elements need to attach in the XHTML content tree.
3. Then, for each attachment point in the content tree, add the root element(s) to the content definition for the XHTML elements.

Consider attaching the elements defined above [p.58] . In that example, the element `myelement` is the root. To attach this element under the `img` element, and only the `img` element, of XHTML, the following redefinition would work:

```
<xs:redefine schemaLocation="xhtml-basic10.xsd">
  <xs:group name="img.content">
    <xs:choice>
      <xs:group ref="img.content"/>
      <xs:element ref="myml:myelement"/>
    </xs:choice>
  </xs:group>
</xs:redefine>
```

Such redefinition must not be included in the module implementation, but instead provided as part of the document type's driver implementation. A schema defined with this content model would allow a document like the following fragment:

```

  <myml:myelement >This is content of a locally defined element</myml:myelement>
</img>
```

It is important to note that normally the `img` element has a content model of `EMPTY`. By adding `myelement` to that content model, we are really just replacing `EMPTY` with `myelement`. In the case of other elements that already have content models defined, the addition of an element would require the restating of the existing content model in addition to `myelement`.

### B.3.2. Mixing a new module throughout the modules in XHTML

Extending the example above, to attach this module everywhere that the `%Flow.mix` content model group is permitted, would require something like the following in the schema that defines the document model of the document type:

```
<xs:redefine schemaLocation="xhtml11.xsd">
  <xs:group name="Misc.extra">
    <xs:choice>
      <xs:group ref="Misc.extra"/>
      <xs:element ref="myml:myelement"/>
    </xs:choice>
  </xs:group>
</xs:redefine>
```

Since the `Misc.extra` content model class is used in the content model the named model `Misc.class`, and that named model is used throughout the XHTML modules, the new module would become available throughout an extended XHTML document type.

## B.4. Creating a new Document Type

So far the examples in this section have described the methods of extending XHTML and XHTML's content model. Once this is done, the next step is to collect the modules that comprise the Document Type into a schema driver and schema file that provides the content model

redefinitions of included modules, incorporating the new definitions so that they override and augment the basic XHTML definitions as appropriate.

## B.4.1. Creating a simple Document Type

Using the trivial example above, it is possible to define a new schema that uses and extends the XHTML modules pretty easily. First, define the new elements and their content model in a module:

You can download this file from

<http://www.w3.org/MarkUp/SCHEMA/examples/simpleml-module-1.xsd>.

```
<?xml version="1.0" encoding="UTF-8"?>
<xs:schema xmlns:xs="http://www.w3.org/2001/XMLSchema"
  targetNamespace="http://www.example.com/xmlns/simpleml1"
  xmlns="http://www.example.com/xmlns/simpleml1">

  <xs:annotation>
    <xs:documentation>
      This is the XML Schema module for module SimpleML
      $Id: simpleml-module-1.xsd,v 1.5 2006/06/12 22:38:55 ahby Exp $
    </xs:documentation>
    <xs:documentation source="http://www.w3.org/MarkUp/SCHEMA/xhtml-copyright-1.xsd"/>
  </xs:annotation>

  <xs:attributeGroup name="xhtml.Common.attrib">
    <xs:attribute name="id" type="xs:ID"/>
  </xs:attributeGroup>

  <xs:group name="otherelement.content">
    <xs:sequence/>
  </xs:group>

  <xs:attributeGroup name="otherelement.attlist">
    <xs:attributeGroup ref="xhtml.Common.attrib"/>
  </xs:attributeGroup>

  <xs:complexType name="otherelement.type">
    <xs:group ref="otherelement.content"/>
    <xs:attributeGroup ref="otherelement.attlist"/>
  </xs:complexType>

  <xs:element name="otherelement" type="otherelement.type"/>

  <xs:group name="element.content">
    <xs:choice>
      <xs:element ref="otherelement" minOccurs="0" maxOccurs="unbounded"/>
    </xs:choice>
  </xs:group>

  <xs:attributeGroup name="element.attlist">
    <xs:attributeGroup ref="xhtml.Common.attrib"/>
  </xs:attributeGroup>

  <xs:complexType name="element.type" mixed="true">
    <xs:group ref="element.content"/>
```

```

    <xs:attributeGroup ref="element.attlist" />
  </xs:complexType>

  <xs:element name="element" type="element.type" />

  <!-- Note: Global attribute -->
  <xs:attribute name="myattr" type="xs:string" />

</xs:schema>

```

Now, define the schema driver for the new language:

You can download this file from

[http://www.w3.org/MarkUp/SCHEMA/examples/simpleml-1\\_0.xsd](http://www.w3.org/MarkUp/SCHEMA/examples/simpleml-1_0.xsd).

```

<?xml version="1.0" encoding="UTF-8"?>
<xs:schema xmlns:xs="http://www.w3.org/2001/XMLSchema"
  targetNamespace="http://www.w3.org/1999/xhtml"
  xmlns:simpleml="http://www.example.com/xmlns/simpleml1"
  xmlns="http://www.w3.org/1999/xhtml"
  blockDefault="#all">

  <xs:annotation>
    <xs:documentation>
      This is the XML Schema Driver for new
      Document Type XHTML Basic 1.0 + SimpleML
      $Id: simpleml-1_0.xsd,v 1.5 2006/06/12 22:38:55 ahby Exp $
    </xs:documentation>
    <xs:documentation source="http://www.w3.org/MarkUp/SCHEMA/xhtml-copyright-1.xsd" />
  </xs:annotation>

  <xs:import namespace="http://www.example.com/xmlns/simpleml1"
    schemaLocation="simpleml-module-1.xsd" />

  <xs:redefine schemaLocation="http://www.w3.org/MarkUp/SCHEMA/xhtml-basic10.xsd">
    <xs:group name="xhtml.Misc.class">
      <xs:choice>
        <xs:group ref="xhtml.Misc.class" />
        <xs:element ref="simpleml:element" />
      </xs:choice>
    </xs:group>

    <xs:attributeGroup name="xhtml.img.attlist">
      <xs:attributeGroup ref="xhtml.img.attlist" />
      <xs:attribute ref="simpleml:myattr" />
    </xs:attributeGroup>
  </xs:redefine>

</xs:schema>

```

A schema defined with this content model would allow a document like the following:

You can download this file from

<http://www.w3.org/MarkUp/SCHEMA/examples/simple-prefixed.html>.

```

<?xml version="1.0" encoding="UTF-8"?>
<html xmlns="http://www.w3.org/1999/xhtml"
      xmlns:simpleml="http://www.example.com/xmlns/simpleml1"
      xmlns:xsi="http://www.w3.org/2001/XMLSchema-instance"
      xsi:schemaLocation="http://www.w3.org/1999/xhtml simpleml-1_0.xsd">
  <head>
    <title>An example using defaults</title>
  </head>
  <body>
    <p>This is content in the XHTML namespace</p>
    <simpleml:element>
      This is content in the SimpleML namespace.
      <simpleml:otherelement/>
    </simpleml:element>
    <p>
      
    </p>
  </body>
</html>

```

## B.4.2. Creating a Language by extending XHTML

Next, there is the situation where a complete, additional, and complex module is added to XHTML (or to a subset of XHTML). In essence, this is the same as in the example above, the only difference being that the module being added is incorporated in the schema by creating a new document model schema.

One such complex module is the Schema for [MATHML] [p.258] . In order to combine MathML and XHTML into a single Schema, an author would just decide where MathML content should be legal in the document, and add the MathML root element to the content model at that point. First, define a new document model that instantiates the MathML Schema and connects it to the content XHTML content model by redefining the XHTML content model. Providing a redefinition of the XHTML content model by implication includes the XHTML content model in the new document content model :

You can download this file from

<http://www.w3.org/MarkUp/SCHEMA/examples/mathml-model-1.xsd>.

```

<?xml version="1.0" encoding="UTF-8"?>
<xs:schema targetNamespace="http://www.w3.org/1999/xhtml"
          xmlns:xs="http://www.w3.org/2001/XMLSchema"
          xmlns="http://www.w3.org/1999/xhtml"
          xmlns:math="http://www.w3.org/1998/Math/MathML">
  <xs:import namespace="http://www.w3.org/1998/Math/MathML"/>
  <xs:redefine schemaLocation="http://www.w3.org/MarkUp/SCHEMA/xhtmll11-model-1.xsd">
    <xs:group name="xhtml.InlSpecial.class">
      <xs:choice>
        <xs:group ref="xhtml.InlSpecial.class"/>
        <xs:element ref="math:math"/>
      </xs:choice>
    </xs:redefine>
  </xs:schema>

```

```

    </xs:group>
  </xs:redefine>

</xs:schema>

```

Next, define a Schema driver that includes our new document content model with XHTML1.1 modules and MathML module (for example):

You can download this file from

<http://www.w3.org/MarkUp/SCHEMA/examples/xhtmll-mathml.xsd>.

```

<?xml version="1.0" encoding="UTF-8"?>
<xs:schema xmlns:xs="http://www.w3.org/2001/XMLSchema"
  targetNamespace="http://www.w3.org/1999/xhtmll"
  xmlns:simpleml="http://www.example.com/xmlns/simpleml1"
  xmlns="http://www.w3.org/1999/xhtmll"
  blockDefault="#all">

  <xs:import namespace="http://www.w3.org/XML/1998/namespace"
    schemaLocation="http://www.w3.org/2001/xml.xsd"/>

  <xs:import namespace="http://www.w3.org/1998/Math/MathML"
    schemaLocation="http://www.w3.org/Math/XMLSchema/mathml2/mathml2.xsd"/>

  <xs:include schemaLocation="http://www.w3.org/MarkUp/SCHEMA/xhtmll11-modules-1.xsd"/>

  <xs:include schemaLocation="mathml-model-1.xsd"/>

</xs:schema>

```

### B.4.3. Creating a Language by removing and replacing XHTML modules

Another way in which Schema authors may use XHTML modules is to define a Schema that is a subset of an XHTML family document type (because, for example, they are building devices or software that only supports a subset of XHTML). To do this simply create a Schema driver that does not include the relevant modules. Schema author should note that `redefine` in schema by default includes all the content model of the referenced schema, authors should also not include any redefinitions of modules that they do not wish to include. The basic steps to follow are:

1. Take an XHTML family Schema as the basis of the new document type (e.g. XHTML 1.1).
2. Select the modules to remove from that Schema.
3. Physically, remove `include` and `redefine` schema elements that include any non relevant modules from the driver file. Also references to schema components from such modules used in redefinitions of other modules must be deleted.
4. Introduce some new modules



## B.4.4. Creating a the new Document Type

Finally, some Schema authors may wish to start from scratch, using the XHTML Modularization framework as a toolkit for building a new markup language. This language must be made up of the minimal, required modules from XHTML. It may also contain other XHTML-defined modules or any other module that the author wishes to employ. In this example, we will take the XHTML required modules, add some XHTML-defined modules, and also add in the module we defined above.

The first step is to define a module that defines the elements and attributes using the provided template.

You can download this file from

<http://www.w3.org/MarkUp/SCHEMA/examples/myml-module-1.xsd>.

```
<?xml version="1.0" encoding="UTF-8"?>
<xs:schema xmlns:xs="http://www.w3.org/2001/XMLSchema"
  targetNamespace="http://www.example.com/xmlns/myml"
  xmlns:xhtml="http://www.w3.org/1999/xhtml"
  xmlns="http://www.example.com/xmlns/myml">

  <xs:annotation>
    <xs:documentation>
      This is XML Schema template for MLML module
      $Id: myml-module-1.xsd,v 1.4 2005/10/20 14:14:40 ahby Exp $
    </xs:documentation>
    <xs:documentation source="http://www.w3.org/MarkUp/SCHEMA/xhtml-copyright-1.xsd"/>
  </xs:annotation>

  <xs:annotation>
    <xs:documentation>
      My Elements Module
      + myelement
      + myotherelement

      This module has no purpose other than to provide structure for some
      PCDATA content.
    </xs:documentation>
  </xs:annotation>

  <xs:import namespace="http://www.w3.org/1999/xhtml"/>

  <xs:attributeGroup name="myml.myotherelement.attlist">
    <xs:attributeGroup ref="xhtml:xhtml.Global.common.attrib"/>
  </xs:attributeGroup>

  <xs:group name="myml.myotherelement.content">
    <xs:sequence/>
  </xs:group>

  <xs:complexType name="myml.myotherelement.type">
    <xs:group ref="myml.myotherelement.content"/>
    <xs:attributeGroup ref="myml.myotherelement.attlist"/>
  </xs:complexType>
```

```

<xs:element name="myotherelement" type="myml.myotherelement.type"/>

<xs:group name="myml.myelement.content">
  <xs:choice>
    <xs:element ref="myotherelement"/>
  </xs:choice>
</xs:group>

<xs:attributeGroup name="myelement.attlist">
  <xs:attribute name="myattribute" type="xs:string"/>
  <xs:attributeGroup ref="xhtml:Global.common.attrib"/>
</xs:attributeGroup>

<xs:complexType name="myml.myelement.type" mixed="true">
  <xs:choice>
    <xs:group ref="myml.myelement.content" minOccurs="0" maxOccurs="1"/>
  </xs:choice>
  <xs:attributeGroup ref="myml.myelement.attlist"/>
</xs:complexType>

<xs:element name="myelement" type="myml.myelement.type"/>

<!-- Note: Global attribute -->
<xs:attribute name="myattr" type="xs:string"/>

</xs:schema>

```

Now, build a content model description that hooks the new elements and attributes into the other XHTML elements. The following example is patterned after the XHTML Basic content model, but is a complete, free-standing content model module:

You can download this file from

<http://www.w3.org/Markup/SCHEMA/examples/myml-model-1.xsd>.

```

<?xml version="1.0" encoding="UTF-8"?>
<xs:schema xmlns:xs="http://www.w3.org/2001/XMLSchema"
  targetNamespace="http://www.w3.org/1999/xhtml"
  xmlns="http://www.w3.org/1999/xhtml"
  xmlns:myml="http://www.example.com/xmlns/myml">

  <xs:annotation>
    <xs:documentation>
      This is the XML Schema module of common content models for MyML
      $Id: myml-model-1.xsd,v 1.6 2005/10/20 14:14:40 ahby Exp $
    </xs:documentation>
    <xs:documentation source="http://www.w3.org/Markup/SCHEMA/xhtml-copyright-1.xsd"/>
  </xs:annotation>

  <xs:annotation>
    <xs:documentation>
      XHTML + MyML Document Model

      This module describes the groupings of elements/attributes that make up
      common content models for XHTML elements.

      XHTML has following basic content models:
    </xs:documentation>
  </xs:annotation>

```

```

Inline.mix;           character-level elements
Block.mix;           block-like elements, eg., paragraphs and lists
Flow.mix;            any block or inline elements
HeadOpts.mix;       Head Elements
InlinePre.mix;      Special class for pre content model
InlineNoAnchor.mix; Content model for Anchor

```

Any groups declared in this module may be used to create element content models, but the above are considered 'global' (insofar as that term applies here).

XHTML has the following Attribute Groups

```

Core.extra.attrib
I18n.extra.attrib
Common.extra

```

The above attribute Groups are considered Global

```

</xs:documentation>
</xs:annotation>

<xs:import namespace="http://www.example.com/xmlns/myml"/>

<xs:attributeGroup name="xhtml.I18n.extra.attrib">
  <xs:annotation>
    <xs:documentation>
      Extended I18n attribute
    </xs:documentation>
  </xs:annotation>
</xs:attributeGroup>

<xs:attributeGroup name="xhtml.Core.extra.attrib">
  <xs:annotation>
    <xs:documentation>
      Extended Core Attributes
    </xs:documentation>
  </xs:annotation>
</xs:attributeGroup>

<xs:attributeGroup name="xhtml.Common.extra">
  <xs:annotation>
    <xs:documentation>
      Extended Common Attributes
    </xs:documentation>
  </xs:annotation>
</xs:attributeGroup>

<xs:attributeGroup name="xhtml.Global.core.extra.attrib">
  <xs:annotation>
    <xs:documentation>
      Extended Global Core Attributes
    </xs:documentation>
  </xs:annotation>
</xs:attributeGroup>

<xs:attributeGroup name="xhtml.Global.I18n.extra.attrib">
  <xs:annotation>
    <xs:documentation>

```

```

        Extended Global I18n attributes
    </xs:documentation>
</xs:annotation>
</xs:attributeGroup>

<xs:attributeGroup name="xhtml.Global.Common.extra">
    <xs:annotation>
        <xs:documentation>
            Extended Global Common Attributes
        </xs:documentation>
    </xs:annotation>
</xs:attributeGroup>

<xs:group name="xhtml.HeadOpts.mix">
    <xs:choice>
        <xs:element ref="meta" />
        <xs:element ref="link" />
        <xs:element ref="object" />
    </xs:choice>
</xs:group>

<!--
    These elements are neither block nor inline, and can
    essentially be used anywhere in the document body.
-->
<xs:group name="xhtml.Misc.class">
    <xs:choice>
        <xs:element ref="myml:myelement" />
    </xs:choice>
</xs:group>

<!-- Inline Elements -->
<xs:group name="xhtml.InlStruct.class">
    <xs:choice>
        <xs:element ref="br" />
        <xs:element ref="span" />
    </xs:choice>
</xs:group>

<xs:group name="xhtml.InlPhras.class">
    <xs:choice>
        <xs:element ref="em" />
        <xs:element ref="strong" />
        <xs:element ref="dfn" />
        <xs:element ref="code" />
        <xs:element ref="samp" />
        <xs:element ref="kbd" />
        <xs:element ref="var" />
        <xs:element ref="cite" />
        <xs:element ref="abbr" />
        <xs:element ref="acronym" />
        <xs:element ref="q" />
    </xs:choice>
</xs:group>

<xs:group name="xhtml.InlPres.class">
    <xs:choice/>
</xs:group>

```

```

<xs:group name="xhtml.I18n.class">
  <xs:sequence/>
</xs:group>

<xs:group name="xhtml.Anchor.class">
  <xs:sequence>
    <xs:element ref="a"/>
  </xs:sequence>
</xs:group>

<xs:group name="xhtml.InlSpecial.class">
  <xs:choice>
    <xs:element ref="img"/>
    <xs:element ref="object"/>
  </xs:choice>
</xs:group>

<xs:group name="xhtml.InlForm.class">
  <xs:choice>
    <xs:element ref="input"/>
    <xs:element ref="select"/>
    <xs:element ref="textarea"/>
    <xs:element ref="label"/>
  </xs:choice>
</xs:group>

<xs:group name="xhtml.Inline.extra">
  <xs:choice/>
</xs:group>

<!--xs:group name="Ruby.class">
  <xs:sequence/>
</xs:group-->

<!--
  Inline.class includes all inline elements,
  used as a component in mixes
-->
<xs:group name="xhtml.Inline.class">
  <xs:choice>
    <xs:group ref="xhtml.InlStruct.class"/>
    <xs:group ref="xhtml.InlPhras.class"/>
    <xs:group ref="xhtml.Anchor.class"/>
    <xs:group ref="xhtml.InlSpecial.class"/>
    <xs:group ref="xhtml.InlForm.class"/>
    <xs:group ref="xhtml.Inline.extra"/>
  </xs:choice>
</xs:group>

<!--
  InlinePre.class
  Used as a component in pre model
-->
<xs:group name="xhtml.InlinePre.mix">
  <xs:choice>
    <xs:group ref="xhtml.InlStruct.class"/>
    <xs:group ref="xhtml.InlPhras.class"/>
  </xs:choice>
</xs:group>

```

```

    <xs:group ref="xhtml.Anchor.class"/>
    <xs:group ref="xhtml.Inline.extra"/>
  </xs:choice>
</xs:group>

<!--
  InlNoAnchor.class includes all non-anchor inlines,
  used as a component in mixes
-->
<xs:group name="xhtml.InlNoAnchor.class">
  <xs:choice>
    <xs:group ref="xhtml.InlStruct.class"/>
    <xs:group ref="xhtml.InlPhras.class"/>
    <xs:group ref="xhtml.InlSpecial.class"/>
    <xs:group ref="xhtml.InlForm.class"/>
    <xs:group ref="xhtml.Inline.extra"/>
  </xs:choice>
</xs:group>

<!--
  InlNoAnchor.mix includes all non-anchor inlines
-->
<xs:group name="xhtml.InlNoAnchor.mix">
  <xs:choice>
    <xs:group ref="xhtml.InlNoAnchor.class"/>
    <xs:group ref="xhtml.Misc.class"/>
  </xs:choice>
</xs:group>

<!--
  Inline.mix includes all inline elements, including Misc.class
-->
<xs:group name="xhtml.Inline.mix">
  <xs:choice>
    <xs:group ref="xhtml.Inline.class"/>
    <xs:group ref="xhtml.Misc.class"/>
  </xs:choice>
</xs:group>

<!--
  In the HTML 4 DTD, heading and list elements were included
  in the block group. The Heading.class and
  List.class groups must now be included explicitly
  on element declarations where desired.
-->
<xs:group name="xhtml.Heading.class">
  <xs:choice>
    <xs:element ref="h1"/>
    <xs:element ref="h2"/>
    <xs:element ref="h3"/>
    <xs:element ref="h4"/>
    <xs:element ref="h5"/>
    <xs:element ref="h6"/>
  </xs:choice>
</xs:group>

<xs:group name="xhtml.List.class">

```

```

    <xs:choice>
      <xs:element ref="ul" />
      <xs:element ref="ol" />
      <xs:element ref="dl" />
    </xs:choice>
  </xs:group>

  <xs:group name="xhtml.Table.class">
    <xs:choice>
      <xs:element ref="table" />
    </xs:choice>
  </xs:group>

  <xs:group name="xhtml.Form.class">
    <xs:choice>
      <xs:element ref="form" />
    </xs:choice>
  </xs:group>

  <xs:group name="xhtml.BlkStruct.class">
    <xs:choice>
      <xs:element ref="p" />
      <xs:element ref="div" />
    </xs:choice>
  </xs:group>

  <xs:group name="xhtml.BlkPhras.class">
    <xs:choice>
      <xs:element ref="pre" />
      <xs:element ref="blockquote" />
      <xs:element ref="address" />
    </xs:choice>
  </xs:group>

  <xs:group name="xhtml.BlkPres.class">
    <xs:choice/>
  </xs:group>

  <xs:group name="xhtml.BlkSpecial.class">
    <xs:choice>
      <xs:group ref="xhtml.Table.class" />
      <xs:group ref="xhtml.Form.class" />
    </xs:choice>
  </xs:group>

  <xs:group name="xhtml.Block.extra">
    <xs:choice/>
  </xs:group>

  <!--
  Block.class includes all block elements,
  used as an component in mixes
  -->
  <xs:group name="xhtml.Block.class">
    <xs:choice>
      <xs:group ref="xhtml.BlkStruct.class" />
      <xs:group ref="xhtml.BlkPhras.class" />
      <xs:group ref="xhtml.BlkSpecial.class" />
    </xs:choice>
  </xs:group>

```

```

        <xs:group ref="xhtml.Block.extra"/>
    </xs:choice>
</xs:group>

<!--
    Block.mix includes all block elements plus %Misc.class;
-->
<xs:group name="xhtml.Block.mix">
    <xs:choice>
        <xs:group ref="xhtml.Heading.class"/>
        <xs:group ref="xhtml.List.class"/>
        <xs:group ref="xhtml.Block.class"/>
        <xs:group ref="xhtml.Misc.class"/>
    </xs:choice>
</xs:group>

<!--
    All Content Elements

    Flow.mix includes all text content, block and inline
    Note that the "any" element included here allows us
    to add data from any other namespace, a necessity
    for compound document creation.
    Note however that it is not possible to add
    to any head level element without further
    modification. To add RDF metadata to the head
    of a document, modify the structure module.
-->
<xs:group name="xhtml.Flow.mix">
    <xs:choice>
        <xs:group ref="xhtml.Heading.class"/>
        <xs:group ref="xhtml.List.class"/>
        <xs:group ref="xhtml.Block.class"/>
        <xs:group ref="xhtml.Inline.class"/>
        <xs:group ref="xhtml.Misc.class"/>
    </xs:choice>
</xs:group>

<xs:group name="xhtml.FlowNoTable.mix">
    <xs:choice>
        <xs:group ref="xhtml.Heading.class"/>
        <xs:group ref="xhtml.List.class"/>
        <xs:group ref="xhtml.BlkStruct.class"/>
        <xs:group ref="xhtml.BlkPhras.class"/>
        <xs:group ref="xhtml.Form.class"/>
        <xs:group ref="xhtml.Inline.class"/>
        <xs:group ref="xhtml.Misc.class"/>
    </xs:choice>
</xs:group>

<!--
    BlkNoForm.mix includes all non-form block elements,
    plus Misc.class
-->
<xs:group name="xhtml.BlkNoForm.mix">
    <xs:choice>
        <xs:group ref="xhtml.Heading.class"/>

```



```

    <xs:group ref="xhtml.List.class"/>
    <xs:group ref="xhtml.BlkStruct.class"/>
    <xs:group ref="xhtml.BlkPhras.class"/>
    <xs:group ref="xhtml.BlkPres.class"/>
    <xs:group ref="xhtml.Table.class"/>
    <xs:group ref="xhtml.Misc.class"/>
  </xs:choice>
</xs:group>
<xs:element name="html" type="xhtml.html.type"/>

</xs:schema>

```

Finally, build a driver schema. For ease of extensibility this driver schema is split into two XML Schema files. The first file of driver schema collects (includes) all the modules needed for the new document type. This schema also provides the required redefinitions of schema components in included modules. (Note: in XML Schema `redefine` includes the schema referenced.

You can download this file from

<http://www.w3.org/MarkUp/SCHEMA/examples/myml-modules-1.xsd>.

```

<?xml version="1.0" encoding="UTF-8"?>
<xs:schema targetNamespace="http://www.w3.org/1999/xhtml"
  xmlns:xs="http://www.w3.org/2001/XMLSchema"
  xmlns="http://www.w3.org/1999/xhtml"
  xmlns:myml="http://www.example.com/xmlns/myml"
  blockDefault="#all">

  <xs:annotation>
    <xs:documentation>
      This schema includes all modules for XHTML Basic 1.0 + MyML
      Document Type.
      $Id: myml-modules-1.xsd,v 1.3 2004/01/15 06:01:40 speruvem Exp $
    </xs:documentation>
    <xs:documentation source="http://www.w3.org/MarkUp/SCHEMA/xhtml-copyright-1.xsd"/>
  </xs:annotation>

  <xs:annotation>
    <xs:documentation>
      This schema includes (with component redefinitions as required) all
      modules for XHTML Basic 1.0 + MyML Document Type
      This Document Type includes the following Modules

      XHTML Core modules (Required for XHTML Family Conformance)
      + text
      + hypertext
      + lists
      + structure

      Other XHTML modules
      + Link
      + Meta
      + Base
      + Image
      + Object
      + Param
      + Basic forms
      + Basic tables

      Other Modules
      + MyML Module
    </xs:documentation>
  </xs:annotation>

  <xs:include schemaLocation="http://www.w3.org/MarkUp/SCHEMA/xhtml-framework-1.xsd">
    <xs:annotation>
      <xs:documentation>
        Schema Framework Component Modules:
        + notations
        + datatypes
      </xs:documentation>
    </xs:annotation>
  </xs:include>

```

```

        + common attributes
        + character entities
    </xs:documentation>
    <xs:documentation
      source="http://www.w3.org/TR/xhtml-modularization/abstract_modules.html#s_commonatts"/>
  </xs:annotation>
</xs:include>

<xs:include schemaLocation="http://www.w3.org/Markup/SCHEMA/xhtml-text-1.xsd">
  <xs:annotation>
    <xs:documentation>
      Text module

      The Text module includes declarations for all core
      text container elements and their attributes.

      + block phrasal
      + block structural
      + inline phrasal
      + inline structural

      Elements defined here:
      * address, blockquote, pre, h1, h2, h3, h4, h5, h6
      * div, p
      * abbr, acronym, cite, code, dfn, em, kbd, q, samp, strong, var
      * br, span
    </xs:documentation>
    <xs:documentation
      source="http://www.w3.org/TR/2001/REC-xhtml-modularization-20010410/abstract_modules.html#s_textmodule"/>
  </xs:annotation>
</xs:include>

<xs:include schemaLocation="http://www.w3.org/Markup/SCHEMA/xhtml-hypertext-1.xsd">
  <xs:annotation>
    <xs:documentation>
      Hypertext module

      Elements defined here:
      * a
    </xs:documentation>
    <xs:documentation
      source="http://www.w3.org/TR/2001/REC-xhtml-modularization-20010410/abstract_modules.html#s_hypertextmodule"/>
  </xs:annotation>
</xs:include>

<xs:include schemaLocation="http://www.w3.org/Markup/SCHEMA/xhtml-list-1.xsd">
  <xs:annotation>
    <xs:documentation>
      Lists module

      Elements defined here:
      * dt, dd, dl, ol, ul, li
    </xs:documentation>
    <xs:documentation
      source="http://www.w3.org/TR/2001/REC-xhtml-modularization-20010410/abstract_modules.html#s_listmodule"/>
  </xs:annotation>
</xs:include>

<xs:redefine schemaLocation="http://www.w3.org/Markup/SCHEMA/xhtml-struct-1.xsd">
  <xs:annotation>
    <xs:documentation>
      Structural module

      Elements defined here:
      * title, head, body, html
    </xs:documentation>
    <xs:documentation
      source="http://www.w3.org/TR/2001/REC-xhtml-modularization-20010410/abstract_modules.html#s_structurmodule"/>
  </xs:annotation>
  <xs:group name="head.content">
    <xs:annotation>
      <xs:documentation>
        Redefinition by Base module
      </xs:documentation>
    </xs:annotation>
    <xs:sequence>
      <xs:group ref="HeadOpts.mix" minOccurs="0" maxOccurs="unbounded"/>
      <xs:choice>
        <xs:sequence>
          <xs:group ref="head.content"/>

```

```

    <xs:group ref="HeadOpts.mix" minOccurs="0" maxOccurs="unbounded" />
    <xs:sequence minOccurs="0">
      <xs:element ref="base" />
      <xs:group ref="HeadOpts.mix" minOccurs="0" maxOccurs="unbounded" />
    </xs:sequence>
  </xs:sequence>
<xs:sequence>
  <xs:element ref="base" />
  <xs:group ref="HeadOpts.mix" minOccurs="0" maxOccurs="unbounded" />
  <xs:element ref="title" />
  <xs:group ref="HeadOpts.mix" minOccurs="0" maxOccurs="unbounded" />
</xs:sequence>
</xs:choice>
</xs:sequence>
</xs:group>

<xs:attributeGroup name="version.attrib">
  <xs:annotation>
    <xs:documentation>
      Redefinition by the XHTML1.1 Markup (for value of version attr)
    </xs:documentation>
  </xs:annotation>
  <xs:attribute name="version" type="FPI" fixed="-//W3C//DTD XHTML Basic 1.0 + MyML//EN" />
</xs:attributeGroup>
</xs:redefine>

<xs:include schemaLocation="http://www.w3.org/Markup/SCHEMA/xhtml-link-1.xsd">
  <xs:annotation>
    <xs:documentation>
      Link module

      Elements defined here:
      * link
    </xs:documentation>
    <xs:documentation>
      source="http://www.w3.org/TR/xhtml-modularization/abstract_modules.html#s_linkmodule" />
    </xs:annotation>
  </xs:include>

<xs:include schemaLocation="http://www.w3.org/Markup/SCHEMA/xhtml-meta-1.xsd">
  <xs:annotation>
    <xs:documentation>
      Meta module

      Elements defined here:
      * meta
    </xs:documentation>
    <xs:documentation>
      source="http://www.w3.org/TR/xhtml-modularization/abstract_modules.html#s_metamodule" />
    </xs:annotation>
  </xs:include>

<xs:include schemaLocation="http://www.w3.org/Markup/SCHEMA/xhtml-base-1.xsd">
  <xs:annotation>
    <xs:documentation>
      Base module

      Elements defined here:
      * base
    </xs:documentation>
    <xs:documentation>
      source="http://www.w3.org/TR/xhtml-modularization/abstract_modules.html#s_basemodule" />
    </xs:annotation>
  </xs:include>

<xs:redefine schemaLocation="http://www.w3.org/Markup/SCHEMA/xhtml-image-1.xsd">
  <xs:annotation>
    <xs:documentation>
      Image module

      Elements defined here:
      * img
    </xs:documentation>
    <xs:documentation>
      source="http://www.w3.org/TR/xhtml-modularization/abstract_modules.html#s_imagemodule" />
    </xs:annotation>
    <xs:attributeGroup name="img.attlist">
      <xs:attributeGroup ref="img.attlist" />
      <xs:attribute ref="myml:myattr" />
    </xs:attributeGroup>

```

```

</xs:redefine>

<xs:include schemaLocation="http://www.w3.org/Markup/SCHEMA/xhtml-object-1.xsd">
  <xs:annotation>
    <xs:documentation>
      Object module

      Elements defined here:
      * object
    </xs:documentation>
  </xs:annotation>
  <xs:documentation
    source="http://www.w3.org/TR/xhtml-modularization/abstract_modules.html#s_objectmodule"/>
  </xs:documentation>
</xs:include>

<xs:include schemaLocation="http://www.w3.org/Markup/SCHEMA/xhtml-param-1.xsd">
  <xs:annotation>
    <xs:documentation>
      Param module

      Elements defined here:
      * param
    </xs:documentation>
  </xs:annotation>
</xs:include>

<xs:include schemaLocation="http://www.w3.org/Markup/SCHEMA/xhtml-basic-form-1.xsd">
  <xs:annotation>
    <xs:documentation>
      Basic Forms module

      Note that this module is not used in XHTML 1.1. It is designed
      for use with XHTML Basic

      Elements defined here:
      * form, label, input, select, option, textarea
    </xs:documentation>
  </xs:annotation>
  <xs:documentation
    source="http://www.w3.org/TR/xhtml-modularization/abstract_modules.html#s_sformsmodule"/>
  </xs:documentation>
</xs:include>

<xs:include schemaLocation="http://www.w3.org/Markup/SCHEMA/xhtml-basic-table-1.xsd">
  <xs:annotation>
    <xs:documentation>
      Basic Tables module

      Note that this module is not used in XHTML It is designed
      for use with XHTML Basic

      Elements defined here:
      * table, caption, tr, th, td
    </xs:documentation>
  </xs:annotation>
  <xs:documentation
    source="http://www.w3.org/TR/xhtml-modularization/abstract_modules.html#s_simpletablemodule"/>
  </xs:documentation>
</xs:include>

<xs:import namespace="http://www.example.com/xmlns/myml"
  schemaLocation="myml-module-1.xsd">
  <xs:annotation>
    <xs:documentation>
      MyML Module

      Elements defined here:
      * myelement, myotherelement
    </xs:documentation>
  </xs:annotation>
</xs:import>
</xs:schema>

```

The second file of the driver schema builds new document type based the content model and modules. Also this schema provides the schemaLocation for all imported namespaces (namespaces imported by the included modules)

You can download this file from [http://www.w3.org/Markup/SCHEMA/examples/myml-1\\_0.xsd](http://www.w3.org/Markup/SCHEMA/examples/myml-1_0.xsd).

```
<?xml version="1.0" encoding="UTF-8"?>
<xs:schema targetNamespace="http://www.w3.org/1999/xhtml"
  xmlns:xs="http://www.w3.org/2001/XMLSchema"
  xmlns="http://www.w3.org/1999/xhtml"
  blockDefault="#all">

  <xs:annotation>
    <xs:documentation>
      This is the XML Schema driver for XHTML Basic 1.0.
      Please use this namespace for XHTML elements:
        "http://www.w3.org/1999/xhtml"

      $Id: myml-1_0.xsd,v 1.5 2005/04/25 18:53:05 ahby Exp $
    </xs:documentation>
  </xs:annotation>

  <xs:annotation>
    <xs:documentation>
      This is XHTML, a reformulation of HTML as a modular XML application
      The Extensible HyperText Markup Language (XHTML)
      Copyright &#169;1998-2004 World Wide Web Consortium
      (Massachusetts Institute of Technology, Institut National de
      Recherche en Informatique et en Automatique, Keio University).
      All Rights Reserved.

      Permission to use, copy, modify and distribute the XHTML Schema
      modules and their accompanying xs:documentation for any purpose
      and without fee is hereby granted in perpetuity, provided that the above
      copyright notice and this paragraph appear in all copies.
      The copyright holders make no representation about the suitability of
      these XML Schema modules for any purpose.

      They are provided "as is" without expressed or implied warranty.
    </xs:documentation>
  </xs:annotation>

  <xs:annotation>
    <xs:documentation>
      This is the Schema Driver file for
      XHTML Basic 1.0 + MyML Document Type

      This schema includes
      + imports external schemas (xml.xsd)
      + redefines (and include)s schema modules for XHTML
        Basic 1.0 + MyML Document Type.
      + includes Schema for Named content model for the
        XHTML Basic 1.0 + MyML Document Type

      This Document Type includes the following Modules

      XHTML Core modules (Required for XHTML Family Conformance)
      + text
      + hypertext
      + lists
      + structure
```

```

    Other XHTML modules
      + Link
      + Meta
      + Base
      + Image
      + Object
      + Param
      + Basic forms
      + Basic tables

    Other Modules
      + MyML Module

  </xs:documentation>
</xs:annotation>

<xs:import namespace="http://www.w3.org/XML/1998/namespace"
  schemaLocation="http://www.w3.org/2001/xml.xsd">
  <xs:annotation>
    <xs:documentation>
      This import brings in the XML namespace attributes
      The XML attributes are used by various modules
    </xs:documentation>
  </xs:annotation>
</xs:import>

<xs:include schemaLocation="myml-model-1.xsd">
  <xs:annotation>
    <xs:documentation>
      Document Model module for the XHTML Basic 1.0 Document Type
      This schema file defines all named models used by XHTML
      Modularization Framework for XHTML Basic 1.0 Document Type
    </xs:documentation>
  </xs:annotation>
</xs:include>

<xs:include schemaLocation="myml-modules-1.xsd">
  <xs:annotation>
    <xs:documentation>
      Schema that includes all modules for XHTML Basic 1.0 + MyML
      Document Type.
    </xs:documentation>
  </xs:annotation>
</xs:include>

</xs:schema>

```

Once a new SCHEMA has been developed, it can be used in any document. Using the Schema is as simple as just referencing it in the schemaLocation attribute of a document root element:

You can download this file from  
<http://www.w3.org/MarkUp/SCHEMA/examples/myml-prefixed.html>.

```
<?xml version="1.0" encoding="UTF-8"?>
<html xmlns="http://www.w3.org/1999/xhtml"
      xmlns:xhtml="http://www.w3.org/1999/xhtml"
      xmlns:myml="http://www.example.com/xmlns/myml"
      xmlns:xsi="http://www.w3.org/2001/XMLSchema-instance"
      xsi:schemaLocation="http://www.w3.org/1999/xhtml myml-1_0.xsd">
  <head>
    <title>An example using defaults</title>
  </head>
  <body>
    <p>This is content in the XHTML namespace</p>
    <myml:myelement xhtml:id="myid" xhtml:class="localElement">
      This is content in the myml namespace.
      <myml:myotherelement/>
    </myml:myelement>
    <p>
      
    </p>
  </body>
</html>
```





## C. XHTML Schema Module Implementations

This appendix is *normative*.

This appendix contains implementations of the modules defined in XHTML Abstract Modules via XML Schemas. These module implementations can be used by XHTML Family Document Types. There are direct links to the various files, and the files are also contained in the "Gzip'd TAR" and "Zip" archives linked to at the top of this specification.

### C.1. Character Entities

XML Schema uses DTDs to support character entities. The DTD implementation of XHTML Modularization [XHTMLMOD] defines the required character entities for XHTML. The schema implementation includes the set of character entities for XHTML, including the Latin 1, Symbol and Special character collections defined as part the DTD implementation of XHTML Modularization [XHTMLMOD].

Even though the named character entities are defined using DTDs and included in the Schema Modularization Framework, schema processors typically do not expand the named character entities in an XML document instance. The html DOCTYPE declaration must still be present if one wishes to use named entities defined by this Framework module

### C.2. XHTML Schema Modular Framework

The Framework modules instantiates a set of support model that define the common Datatypes, Notations, Common attribute definitions and character entities. These are defined in a set of support modules, instantiated by a main Framework module:

You can download this file from <http://www.w3.org/MarkUp/SCHEMA/xhtml-framework-1.xsd>.

```
<?xml version="1.0" encoding="UTF-8"?>
<xs:schema
  xmlns:xs="http://www.w3.org/2001/XMLSchema"
  xmlns:xh1ld="http://www.w3.org/1999/xhtml/datatypes/"
  elementFormDefault="qualified"
  >
  <xs:annotation>
    <xs:documentation>
      This is the XML Schema Modular Framework support module for XHTML
      $Id: xhtml-framework-1.xsd,v 1.5 2005/09/26 23:37:47 ahby Exp $
    </xs:documentation>
    <xs:documentation source="xhtml-copyright-1.xsd"/>
  </xs:annotation>
  <xs:annotation>
    <xs:documentation>
      XHTML Modular Framework
      This required module instantiates the necessary modules
      needed to support the XHTML modularization framework.

      The Schema modules instantiated are:
      + notations
      + datatypes
      + common attributes
      + character entities
    </xs:documentation>
    <xs:documentation source="http://www.w3.org/TR/xhtml-modularization/abstract_modules.html#s_commonatts"/>
  </xs:annotation>
  <!-- xs:include schemaLocation="xhtml-notations-1.xsd" -->
  <xs:annotation>
    <xs:documentation>
      Notations module
      Declares XHTML notations for Attribute data types
    </xs:documentation>
  </xs:annotation>
</xs:schema>
```

```

</xs:documentation>
</xs:annotation>
</xs:include -->
<xs:import namespace="http://www.w3.org/1999/xhtml/datatypes/" schemaLocation="xhtml-datatypes-1.xsd">
  <xs:annotation>
    <xs:documentation>
      This module defines XHTML Attribute DataTypes
    </xs:documentation>
    <xs:documentation source="http://www.w3.org/TR/2001/REC-xhtml-modularization-20010410/abstraction.html#s_common_attrtypes"/>
  </xs:annotation>
</xs:import>
<xs:include schemaLocation="xhtml-attrs-1.xsd">
  <xs:annotation>
    <xs:documentation>
      This module defines Common attributes for XHTML
    </xs:documentation>
    <xs:documentation source="http://www.w3.org/TR/2001/REC-xhtml-modularization-20010410/abstract_modules.html#s_commonatts"/>
  </xs:annotation>
</xs:include>
<!-- xs:include schemaLocation="xhtml-charent-1.xsd">
  <xs:annotation>
    <xs:documentation>
      Character entities module
      Note: Entities are not supported in XML Schema
      The Schema Module uses DTDs to define Entities

      This module defines
      + XHTML Latin 1 Character Entities
      + XHTML Special Characters
      + XHTML Mathematical, Greek, and Symbolic Characters
    </xs:documentation>
  </xs:annotation>
</xs:include -->
</xs:schema>

```

The Modular Schema framework also relies upon the following component modules:

## C.2.1. XHTML Notations

You can download this file from <http://www.w3.org/MarkUp/SCHEMA/xhtmll-notations-1.xsd>.

```

<?xml version="1.0" encoding="UTF-8"?>
<xs:schema
  xmlns:xs="http://www.w3.org/2001/XMLSchema"
  elementFormDefault="qualified"
  xmlns:xhllid="http://www.w3.org/1999/xhtml/datatypes/"
  >
  <xs:import namespace="http://www.w3.org/1999/xhtml/datatypes/"
    schemaLocation="xhtml-datatypes-1.xsd" />
  <xs:annotation>
    <xs:documentation>
      Notations module
      This is the XML Schema module for data type notations for XHTML
      $Id: xhtml-notations-1.xsd,v 1.5 2005/09/26 22:54:53 ahby Exp $
    </xs:documentation>
    <xs:documentation source="xhtml-copyright-1.xsd"/>
  </xs:annotation>
  <xs:annotation>
    <xs:documentation>
      Notations module
      Defines the XHTML notations, many of these imported from
      other specifications and standards. When an existing FPI is
      known, it is incorporated here.
    </xs:documentation>
    <xs:documentation source="http://www.w3.org/TR/2001/REC-xhtml-modularization-20010410/abstraction.html#s_common_attrtypes"/>
  </xs:annotation>
  <!-- W3C XML 1.0 Recommendation -->
  <xs:notation name="w3c-xml" public="ISO 8879//NOTATION Extensible Markup Language (XML) 1.0//EN"/>
  <!-- XML 1.0 CDATA -->
  <xs:notation name="cdata" public="-//W3C//NOTATION XML 1.0: CDATA//EN"/>
  <!-- SGML Formal Public Identifiers -->
  <xs:notation name="fpi" public="ISO 8879:1986//NOTATION Formal Public Identifier//EN"/>
  <!-- XHTML Notations ... -->
  <!-- Length defined for cellpadding/cellspacing -->
  <!-- nn for pixels or nn% for percentage length -->
  <!-- a single character, as per section 2.2 of [XML] -->
  <xs:notation name="character" public="-//W3C//NOTATION XHTML Datatype: Character//EN"/>
  <!-- a character encoding, as per [RFC2045] -->
  <xs:notation name="charset" public="-//W3C//NOTATION XHTML Datatype: Charset//EN"/>
  <!-- a space separated list of character encodings, as per [RFC2045] -->
  <xs:notation name="charsets" public="-//W3C//NOTATION XHTML Datatype: Charsets//EN"/>
  <!-- media type, as per [RFC2045] -->
  <xs:notation name="contentType" public="-//W3C//NOTATION XHTML Datatype: ContentType//EN"/>
  <!-- comma-separated list of media types, as per [RFC2045] -->
  <xs:notation name="contentTypes" public="-//W3C//NOTATION XHTML Datatype: ContentTypes//EN"/>

```

```

<!-- date and time information. ISO date format -->
<xs:notation name="datetime" public="-//W3C//NOTATION XHTML Datatype: Datetime//EN"/>
<!-- a language code, as per [RFC3066] -->
<xs:notation name="languageCode" public="-//W3C//NOTATION XHTML Datatype: LanguageCode//EN"/>
<!-- nn for pixels or nn% for percentage length -->
<xs:notation name="length" public="-//W3C//NOTATION XHTML Datatype: Length//EN"/>
<!-- space-separated list of link types -->
<xs:notation name="linkTypes" public="-//W3C//NOTATION XHTML Datatype: LinkTypes//EN"/>
<!-- single or comma-separated list of media descriptors -->
<xs:notation name="mediaDesc" public="-//W3C//NOTATION XHTML Datatype: MediaDesc//EN"/>
<!-- pixel, percentage, or relative -->
<xs:notation name="multiLength" public="-//W3C//NOTATION XHTML Datatype: MultiLength//EN"/>
<!-- one or more digits (NUMBER) -->
<xs:notation name="number" public="-//W3C//NOTATION XHTML Datatype: Number//EN"/>
<!-- one or more digits (NUMBER) -->
<xs:notation name="pixels" public="-//W3C//NOTATION XHTML Datatype: Pixels//EN"/>
<!-- script expression -->
<xs:notation name="script" public="-//W3C//NOTATION XHTML Datatype: Script//EN"/>
<!-- textual content -->
<xs:notation name="text" public="-//W3C//NOTATION XHTML Datatype: Text//EN"/>
<!-- a Uniform Resource Identifier, see [URI] -->
<xs:notation name="uri" public="-//W3C//NOTATION XHTML Datatype: URI//EN"/>
<!-- a space-separated list of Uniform Resource Identifiers, see [URI] -->
<xs:notation name="uris" public="-//W3C//NOTATION XHTML Datatype: URIs//EN"/>
</xs:schema>

```

## C.2.2. XHTML Datatypes

You can download this file from <http://www.w3.org/MarkUp/SCHEMA/xhtmll-datatypes-1.xsd>.

```

<?xml version="1.0" encoding="UTF-8"?>
<xs:schema
  xmlns:xs="http://www.w3.org/2001/XMLSchema"
  xmlns="http://www.w3.org/1999/xhtmll/datatypes/"
  xmlns:xh1ld="http://www.w3.org/1999/xhtmll/datatypes/"
  targetNamespace="http://www.w3.org/1999/xhtmll/datatypes/"
  elementFormDefault="qualified"
>
  <xs:annotation>
    <xs:documentation>
      XHTML Datatypes
      This is the XML Schema datatypes module for XHTML

      Defines containers for the XHTML datatypes, many of
      these imported from other specifications and standards.

      $Id: xhtml-datatypes-1.xsd,v 1.9 2008/06/04 20:58:09 ahby Exp $
    </xs:documentation>
    <xs:documentation source="xhtml-copyright-1.xsd"/>
    <xs:documentation source="http://www.w3.org/TR/2001/REC-xhtml-modularization-20010410/abstraction.html#s_common_attrtypes"/>
  </xs:annotation>

  <!-- nn for pixels or nn% for percentage length -->
  <xs:simpleType name="Length">
    <xs:union memberTypes="xs:nonNegativeInteger">
      <xs:simpleType>
        <xs:restriction base="xs:token">
          <xs:pattern value="\d+[%]|\d*\.\d+[%]"/>
        </xs:restriction>
      </xs:simpleType>
    </xs:union>
  </xs:simpleType>
  <!-- space-separated list of link types -->
  <xs:simpleType name="LinkTypes">
    <xs:list itemType="xs:NMTOKEN"/>
  </xs:simpleType>
  <!-- single or comma-separated list of media descriptors -->
  <xs:simpleType name="MediaDesc">
    <xs:restriction base="xs:string"/>
  </xs:simpleType>
  <!-- pixel, percentage, or relative -->
  <xs:simpleType name="MultiLength">
    <xs:union memberTypes="xh1ld:Length">
      <xs:simpleType>
        <xs:restriction base="xs:token">
          <xs:pattern value="\d*" />
        </xs:restriction>
      </xs:simpleType>
    </xs:union>
  </xs:simpleType>
  <!-- one or more digits (NUMBER) -->
  <xs:simpleType name="Number">
    <xs:restriction base="xs:nonNegativeInteger"/>
  </xs:simpleType>
  <!-- integer representing length in pixels -->
  <xs:simpleType name="Pixels">

```

```

    <xs:restriction base="xs:nonNegativeInteger"/>
</xs:simpleType>
<!-- script expression -->
<xs:simpleType name="Script">
  <xs:restriction base="xs:string"/>
</xs:simpleType>
<!-- sixteen color names or RGB color expression-->
<xs:simpleType name="Color">
  <xs:union memberTypes="xs:NMTOKEN">
    <xs:simpleType>
      <xs:restriction base="xs:token">
        <xs:pattern value="#[0-9a-fA-F]{3}([0-9a-fA-F]{3})?" />
      </xs:restriction>
    </xs:simpleType>
  </xs:union>
</xs:simpleType>
<!-- textual content -->
<xs:simpleType name="Text">
  <xs:restriction base="xs:string"/>
</xs:simpleType>
<!-- Imported Datatypes -->
<!-- a single character, as per section 2.2 of [XML] -->
<xs:simpleType name="Character">
  <xs:restriction base="xs:string">
    <xs:length value="1" fixed="true"/>
  </xs:restriction>
</xs:simpleType>
<!-- a character encoding, as per [RFC2045] -->
<xs:simpleType name="Charset">
  <xs:restriction base="xs:string"/>
</xs:simpleType>
<!-- a space separated list of character encodings, as per [RFC2045] -->
<xs:simpleType name="Charsets">
  <xs:list itemType="Charset"/>
</xs:simpleType>
<!-- media type, as per [RFC2045] -->
<xs:simpleType name="ContentType">
  <xs:restriction base="xs:string"/>
</xs:simpleType>
<!-- comma-separated list of media types, as per [RFC2045] -->
<xs:simpleType name="ContentTypes">
  <xs:restriction base="xs:string"/>
</xs:simpleType>
<!-- date and time information. ISO date format -->
<xs:simpleType name="Datetime">
  <xs:restriction base="xs:dateTime"/>
</xs:simpleType>
<!-- formal public identifier, as per [ISO8879] -->
<xs:simpleType name="FPI">
  <xs:restriction base="xs:normalizedString"/>
</xs:simpleType>

<!-- a window name as used in the target attribute -->
<xs:simpleType name="FrameTarget">
  <xs:union>
    <xs:simpleType>
      <xs:restriction base="xs:NMTOKEN">
        <xs:enumeration value="_blank"/>
        <xs:enumeration value="_self"/>
        <xs:enumeration value="_parent"/>
        <xs:enumeration value="_top"/>
      </xs:restriction>
    </xs:simpleType>
    <xs:simpleType>
      <xs:restriction base="xs:string">
        <xs:pattern value="[a-zA-Z].*" />
      </xs:restriction>
    </xs:simpleType>
  </xs:union>
</xs:simpleType>

<!-- a language code, as per [RFC3066] -->
<xs:simpleType name="LanguageCode">
  <xs:restriction base="xs:language"/>
</xs:simpleType>
<!-- a comma separated list of language ranges -->
<xs:simpleType name="LanguageCodes">
  <xs:restriction base="xs:string"/>
</xs:simpleType>
<!-- a Uniform Resource Identifier, see [URI] -->
<xs:simpleType name="URI">
  <xs:restriction base="xs:anyURI"/>
</xs:simpleType>
<!-- a space-separated list of Uniform Resource Identifiers, see [URI] -->
<xs:simpleType name="URIs">
  <xs:list itemType="xs:anyURI"/>
</xs:simpleType>
<!-- comma-separated list of MultiLength -->
<xs:simpleType name="MultiLengths">
  <xs:restriction base="xs:string"/>

```

```

</xs:simpleType>
<!-- character Data -->
<xs:simpleType name="CDATA">
  <xs:restriction base="xs:string"/>
</xs:simpleType>
<!-- CURIE placeholder datatypes -->
<xs:simpleType name="CURIE">
  <xs:restriction base="xs:string">
    <xs:pattern value="[\i-:][\c-:]*\." />
  </xs:restriction>
</xs:simpleType>
<xs:simpleType name="CURIES">
  <xs:list itemType="xhtml:CURIE"/>
</xs:simpleType>
<xs:simpleType name="SafeCURIE">
  <xs:restriction base="xs:string">
    <xs:pattern value="[\i-:][\c-:]*\." />
  </xs:restriction>
</xs:simpleType>
<xs:simpleType name="SafeCURIES">
  <xs:list itemType="xhtml:SafeCURIE"/>
</xs:simpleType>
<xs:simpleType name="URIorSafeCURIE">
  <xs:union memberTypes="xs:anyURI xhtml:SafeCURIE" />
</xs:simpleType>
<xs:simpleType name="URIorSafeCURIES">
  <xs:list itemType="xhtml:URIorSafeCURIE"/>
</xs:simpleType>
</xs:schema>

```

## C.2.3. XHTML Common Attribute Definitions

You can download this file from <http://www.w3.org/MarkUp/SCHEMA/xhtmll-attribs-1.xsd>.

```

<?xml version="1.0" encoding="UTF-8"?>
<xs:schema
  xmlns:xs="http://www.w3.org/2001/XMLSchema"
  elementFormDefault="qualified"
  xmlns:xhtml="http://www.w3.org/1999/xhtml/datatypes/"
  >
  <xs:import namespace="http://www.w3.org/1999/xhtml/datatypes/"
    schemaLocation="xhtml-datatypes-1.xsd" />

  <xs:annotation>
    <xs:documentation>
      This is the XML Schema common attributes module for XHTML
      $Id: xhtml-attribs-1.xsd,v 1.6 2005/09/26 23:37:47 ahby Exp $
    </xs:documentation>
    <xs:documentation source="xhtml-copyright-1.xsd"/>
    <xs:documentation source="http://www.w3.org/TR/xhtmll-modularization/abstract_modules.html#s_commonatts"/>
  </xs:annotation>
  <xs:import namespace="http://www.w3.org/XML/1998/namespace"
    schemaLocation="http://www.w3.org/2001/xml.xsd">
    <xs:annotation>
      <xs:documentation>
        This import brings in the XML namespace attributes
        The module itself does not provide the schemaLocation
        and expects the driver schema to provide the
        actual SchemaLocation.
      </xs:documentation>
    </xs:annotation>
  </xs:import>
  <xs:attributeGroup name="xhtml.id">
    <xs:attribute name="id" type="xs:ID"/>
  </xs:attributeGroup>
  <xs:attributeGroup name="xhtml.class">
    <xs:attribute name="class" type="xs:NMTOKENS"/>
  </xs:attributeGroup>
  <xs:attributeGroup name="xhtml.title">
    <xs:attribute name="title" type="xs:string"/>
  </xs:attributeGroup>
  <xs:attributeGroup name="xhtml.Core.attrib">
    <xs:attributeGroup ref="xhtml.id"/>
    <xs:attributeGroup ref="xhtml.class"/>
    <xs:attributeGroup ref="xhtml.title"/>
    <xs:attributeGroup ref="xhtml.Core.extra.attrib"/>
  </xs:attributeGroup>
  <xs:attributeGroup name="xhtml.I18n.attrib">

```

```

    <xs:attribute ref="xml:lang" />
    <xs:attributeGroup ref="xhtml.I18n.extra.attrib"/>
  </xs:attributeGroup>
  <xs:attributeGroup name="xhtml.Common.attrib">
    <xs:attributeGroup ref="xhtml.Core.attrib"/>
    <xs:attributeGroup ref="xhtml.I18n.attrib"/>
    <xs:attributeGroup ref="xhtml.Common.extra"/>
  </xs:attributeGroup>
  <!-- Global attributes -->
  <xs:attribute name="id" type="xs:ID"/>
  <xs:attribute name="class" type="xs:NMTOKENS"/>
  <xs:attribute name="title" type="xs:string"/>
  <xs:attributeGroup name="xhtml.Global.core.attrib">
    <xs:attribute ref="id"/>
    <xs:attribute ref="class"/>
    <xs:attribute ref="title"/>
    <xs:attributeGroup ref="xhtml.Global.core.extra.attrib" />
  </xs:attributeGroup>
  <xs:attributeGroup name="xhtml.Global.i18n.attrib">
    <xs:attribute ref="xml:lang" />
    <xs:attributeGroup ref="xhtml.Global.I18n.extra.attrib"/>
  </xs:attributeGroup>
  <xs:attributeGroup name="xhtml.Global.common.attrib">
    <xs:attributeGroup ref="xhtml.Global.core.attrib"/>
    <xs:attributeGroup ref="xhtml.Global.i18n.attrib"/>
    <xs:attributeGroup ref="xhtml.Global.Common.extra"/>
  </xs:attributeGroup>
</xs:schema>

```

## C.2.4. XHTML Character Entities

You can download this file from <http://www.w3.org/MarkUp/SCHEMA/xhtmll-charent-1.xsd>.

```

<?xml version="1.0" encoding="UTF-8"?>
<!--
  This schema module includes three named character entity files.
-->
<!DOCTYPE xs:schema [
  <!-- These are the entity sets for ISO Latin 1 characters for the XHTML -->
  <!ENTITY % HTMLlat1 PUBLIC
  "-//W3C//ENTITIES Latin 1 for XHTML//EN"
  "http://www.w3.org/MarkUp/DTD/xhtmll-lat1.ent">
  %HTMLlat1;
  <!-- These are the entity sets for special characters for the XHTML -->
  <!ENTITY % HTMLsymbol PUBLIC
  "-//W3C//ENTITIES Symbols for XHTML//EN"
  "http://www.w3.org/MarkUp/DTD/xhtmll-symbol.ent">
  %HTMLsymbol;
  <!-- These are the entity sets for symbol characters for the XHTML -->
  <!ENTITY % HTMLspecial PUBLIC
  "-//W3C//ENTITIES Special for XHTML//EN"
  "http://www.w3.org/MarkUp/DTD/xhtmll-special.ent">
  %HTMLspecial;
]>
<xs:schema xmlns:xs="http://www.w3.org/2001/XMLSchema"
  elementFormDefault="qualified">
  <xs:annotation>
    <xs:documentation>
      Character Entities for XHTML
      This is the XML Schema Character Entities module for XHTML

      This module declares the set of character entities for XHTML,
      including the Latin 1, Symbol and Special character collections.
    
```

XML Schema does not support Entities, hence Entities are enable through an Internal DTD Subset.

```
$Id: xhtml-charent-1.xsd,v 1.3 2005/09/26 22:54:53 ahby Exp $
</xs:documentation>
  <xs:documentation source="xhtml-copyright-1.xsd" />
</xs:annotation>
</xs:schema>
```

## C.3. XHTML Module Implementations

This section contains the formal definition of each of the XHTML Abstract Modules as a Schema module.

### C.3.1. XHTML Core Modules

#### C.3.1.1. Structure

You can download this file from <http://www.w3.org/MarkUp/SCHEMA/xhtmll-struct-1.xsd>.

```
<?xml version="1.0" encoding="UTF-8"?>
<xs:schema
  xmlns:xs="http://www.w3.org/2001/XMLSchema"
  elementFormDefault="qualified"
  xmlns:xh1ld="http://www.w3.org/1999/xhtmll/datatypes/"
  <xs:import
    namespace="http://www.w3.org/1999/xhtmll/datatypes/"
    schemaLocation="xhtml-datatypes-1.xsd" />
  <xs:annotation>
    <xs:documentation>
      This is the XML Schema Document Structure module for XHTML
      Document Structure

      * title, head, body, html

      The Structure Module defines the major structural elements and
      their attributes.

      $Id: xhtml-struct-1.xsd,v 1.8 2006/09/11 10:27:50 ahby Exp $
    </xs:documentation>
    <xs:documentation source="xhtml-copyright-1.xsd" />
    <xs:documentation source="http://www.w3.org/TR/2001/REC-xhtml-modularization-20010410/abstract_modules.html#s_structuremodule" />
  </xs:annotation>
  <xs:attributeGroup
    name="xhtml.title.attlist">
    <xs:attributeGroup
      ref="xhtml.I18n.attrib" />
    <xs:attributeGroup ref="xhtml.id" />
  </xs:attributeGroup>
  <xs:group
    name="xhtml.title.content">
    <xs:sequence/>
  </xs:group>
  <xs:complexType
    name="xhtml.title.type"
    mixed="true">
    <xs:group
      ref="xhtml.title.content" />
    <xs:attributeGroup
      ref="xhtml.title.attlist" />
  </xs:complexType>
  <xs:attributeGroup
    name="xhtml.profile.attrib">
    <xs:attribute
      name="profile"
      type="xh1ld:URI" />
  </xs:attributeGroup>
  <xs:attributeGroup
    name="xhtml.head.attlist">
    <xs:attributeGroup
      ref="xhtml.profile.attrib" />
    <xs:attributeGroup
      ref="xhtml.I18n.attrib" />
    <xs:attributeGroup ref="xhtml.id" />
  </xs:attributeGroup>
```

```

<xs:complexType
  name="xhtml.head.type">
  <xs:group
    ref="xhtml.head.content"/>
  <xs:attributeGroup
    ref="xhtml.head.attlist"/>
</xs:complexType>
<xs:attributeGroup
  name="xhtml.body.attlist">
  <xs:attributeGroup
    ref="xhtml.Common.attrib"/>
</xs:attributeGroup>
<xs:group
  name="xhtml.body.content">
  <xs:sequence>
    <xs:group
      ref="xhtml.Block.mix"
      minOccurs="0"
      maxOccurs="unbounded"/>
    </xs:sequence>
  </xs:group>
<xs:complexType
  name="xhtml.body.type">
  <xs:group
    ref="xhtml.body.content"/>
  <xs:attributeGroup
    ref="xhtml.body.attlist"/>
</xs:complexType>
<xs:attributeGroup
  name="xhtml.version.attrib">
  <xs:attribute
    name="version"
    type="xh1ld:FPI"/>
</xs:attributeGroup>
<xs:attributeGroup
  name="xhtml.html.attlist">
  <xs:attributeGroup
    ref="xhtml.version.attrib"/>
  <xs:attributeGroup
    ref="xhtml.I18n.attrib"/>
  <xs:attributeGroup ref="xhtml.id"/>
</xs:attributeGroup>
<xs:group
  name="xhtml.html.content">
  <xs:sequence>
    <xs:element
      name="head"
      type="xhtml.head.type"/>
    <xs:element
      name="body"
      type="xhtml.body.type"/>
  </xs:sequence>
</xs:group>
<xs:complexType
  name="xhtml.html.type">
  <xs:group
    ref="xhtml.html.content"/>
  <xs:attributeGroup
    ref="xhtml.html.attlist"/>
</xs:complexType>
</xs:schema>

```

### C.3.1.2. Text

You can download this file from <http://www.w3.org/MarkUp/SCHEMA/xhtml-text-1.xsd>.

```

<?xml version="1.0" encoding="UTF-8"?>
<xs:schema
  xmlns:xs="http://www.w3.org/2001/XMLSchema"
  elementFormDefault="qualified"
  xmlns:xh1ld="http://www.w3.org/1999/xhtml/datatypes/"
  >
  <xs:import namespace="http://www.w3.org/1999/xhtml/datatypes/"
    schemaLocation="xhtml-datatypes-1.xsd" />
  <xs:annotation>
    <xs:documentation>
      Textual Content
      This is the XML Schema Text module for XHTML

      The Text module includes declarations for all core
      text container elements and their attributes.

      + block phrasal
      + block structural
      + inline phrasal
      + inline structural

    </xs:documentation>
  </xs:annotation>
</xs:schema>

```

```
$Id: xhtml-text-1.xsd,v 1.2 2005/09/26 22:54:53 ahby Exp $
```



```

</xs:documentation>
  <xs:documentation source="xhtml-copyright-1.xsd"/>
  <xs:documentation source="http://www.w3.org/TR/2001/REC-xhtml-modularization-20010410/abstract_modules.html#s_textmodule"/>
</xs:annotation>
<xs:include schemaLocation="xhtml-blkphras-1.xsd">
  <xs:annotation>
    <xs:documentation>
      Block Phrasal module
      Elements defined here:

      * address, blockquote, pre, h1, h2, h3, h4, h5, h6
    </xs:documentation>
  </xs:annotation>
</xs:include>
<xs:include schemaLocation="xhtml-blkstruct-1.xsd">
  <xs:annotation>
    <xs:documentation>
      Block Structural module
      Elements defined here:

      * div, p
    </xs:documentation>
  </xs:annotation>
</xs:include>
<xs:include schemaLocation="xhtml-inlphras-1.xsd">
  <xs:annotation>
    <xs:documentation>
      Inline Phrasal module
      Elements defined here:

      * abbr, acronym, cite, code, dfn, em, kbd, q, samp, strong, var
    </xs:documentation>
  </xs:annotation>
</xs:include>
<xs:include schemaLocation="xhtml-inlstruct-1.xsd">
  <xs:annotation>
    <xs:documentation>
      Inline Structural module
      Elements defined here:

      * br, span
    </xs:documentation>
  </xs:annotation>
</xs:include>
</xs:schema>

```

### C.3.1.3. Hypertext

You can download this file from <http://www.w3.org/MarkUp/SCHEMA/xhtml-hypertext-1.xsd>.

```

<?xml version="1.0" encoding="UTF-8"?>
<xs:schema
  xmlns:xs="http://www.w3.org/2001/XMLSchema"
  elementFormDefault="qualified"
  xmlns:xh1ld="http://www.w3.org/1999/xhtml/datatypes/"
  >
  <xs:import namespace="http://www.w3.org/1999/xhtml/datatypes/"
    schemaLocation="xhtml-datatypes-1.xsd" />

  <xs:annotation>
    <xs:documentation>
      Hypertext Module
      This is the XML Schema Hypertext module for XHTML

      * a

      This module declares the anchor ('a') element type, which
      defines the source of a hypertext link. The destination
      (or link 'target') is identified via its 'id' attribute
      rather than the 'name' attribute as was used in HTML.

      $Id: xhtml-hypertext-1.xsd,v 1.4 2005/09/26 23:37:47 ahby Exp $
    </xs:documentation>
    <xs:documentation source="xhtml-copyright-1.xsd"/>
    <xs:documentation source="http://www.w3.org/TR/2001/REC-xhtml-modularization-20010410/abstract_modules.html#s_hypertextmodule"/>
  </xs:annotation>
  <xs:attributeGroup name="xhtml.a.attlist">
    <xs:attributeGroup ref="xhtml.Common.attrib"/>
    <xs:attribute name="href" type="xh1ld:URI"/>
    <xs:attribute name="charset" type="xh1ld:Charset"/>
    <xs:attribute name="type" type="xh1ld:ContentType"/>
    <xs:attribute name="hreflang" type="xh1ld:LanguageCode"/>
    <xs:attribute name="rel" type="xh1ld:LinkTypes"/>
    <xs:attribute name="rev" type="xh1ld:LinkTypes"/>
    <xs:attribute name="accessKey" type="xh1ld:Character"/>
    <xs:attribute name="tabindex" type="xh1ld:Number"/>
  </xs:attributeGroup>

```

```

<xs:group name="xhtml.a.content">
  <xs:sequence>
    <xs:group ref="xhtml.InlNoAnchor.mix" minOccurs="0" maxOccurs="unbounded"/>
  </xs:sequence>
</xs:group>
<xs:complexType name="xhtml.a.type" mixed="true">
  <xs:group ref="xhtml.a.content"/>
  <xs:attributeGroup ref="xhtml.a.attlist"/>
</xs:complexType>
</xs:schema>

```

### C.3.1.4. Lists

You can download this file from <http://www.w3.org/MarkUp/SCHEMA/xhtmll-list-1.xsd>.

```

<?xml version="1.0" encoding="UTF-8"?>
<xs:schema
  xmlns:xs="http://www.w3.org/2001/XMLSchema"
  elementFormDefault="qualified"
  xmlns:xhtml="http://www.w3.org/1999/xhtml/datatypes/"
  >
  <xs:import namespace="http://www.w3.org/1999/xhtml/datatypes/"
    schemaLocation="xhtml-datatypes-1.xsd" />
  <xs:annotation>
    <xs:documentation>
      List Module
      This is the XML Schema Lists module for XHTML
      List Module Elements

      * dl, dt, dd, ol, ul, li

      This module declares the list-oriented element types
      and their attributes.
      $Id: xhtml-list-1.xsd,v 1.2 2005/09/26 22:54:53 ahby Exp $
    </xs:documentation>
    <xs:documentation source="xhtml-copyright-1.xsd"/>
    <xs:documentation source="http://www.w3.org/TR/2001/REC-xhtml-modularization-20010410/abstract_modules.html#s_listmodule"/>
  </xs:annotation>
  <xs:attributeGroup name="xhtml.dt.attlist">
    <xs:attributeGroup ref="xhtml.Common.attrib"/>
  </xs:attributeGroup>
  <xs:group name="xhtml.dt.content">
    <xs:sequence>
      <xs:group ref="xhtml.Inline.mix" minOccurs="0" maxOccurs="unbounded"/>
    </xs:sequence>
  </xs:group>
  <xs:complexType name="xhtml.dt.type" mixed="true">
    <xs:group ref="xhtml.dt.content"/>
    <xs:attributeGroup ref="xhtml.dt.attlist"/>
  </xs:complexType>
  <xs:attributeGroup name="xhtml.dd.attlist">
    <xs:attributeGroup ref="xhtml.Common.attrib"/>
  </xs:attributeGroup>
  <xs:group name="xhtml.dd.content">
    <xs:sequence>
      <xs:group ref="xhtml.Flow.mix" minOccurs="0" maxOccurs="unbounded"/>
    </xs:sequence>
  </xs:group>
  <xs:complexType name="xhtml.dd.type" mixed="true">
    <xs:group ref="xhtml.dd.content"/>
    <xs:attributeGroup ref="xhtml.dd.attlist"/>
  </xs:complexType>
  <xs:attributeGroup name="xhtml.dl.attlist">
    <xs:attributeGroup ref="xhtml.Common.attrib"/>
  </xs:attributeGroup>
  <xs:group name="xhtml.dl.content">
    <xs:sequence>
      <xs:choice maxOccurs="unbounded">
        <xs:element name="dt" type="xhtml.dt.type"/>
        <xs:element name="dd" type="xhtml.dd.type"/>
      </xs:choice>
    </xs:sequence>
  </xs:group>
  <xs:complexType name="xhtml.dl.type">
    <xs:group ref="xhtml.dl.content"/>
    <xs:attributeGroup ref="xhtml.dl.attlist"/>
  </xs:complexType>
  <xs:attributeGroup name="xhtml.li.attlist">
    <xs:attributeGroup ref="xhtml.Common.attrib"/>
  </xs:attributeGroup>
  <xs:group name="xhtml.li.content">
    <xs:sequence>
      <xs:group ref="xhtml.Flow.mix" minOccurs="0" maxOccurs="unbounded"/>
    </xs:sequence>
  </xs:group>
  <xs:complexType name="xhtml.li.type" mixed="true">

```

```

    <xs:group ref="xhtml.li.content"/>
    <xs:attributeGroup ref="xhtml.li.attlist"/>
  </xs:complexType>
  <xs:attributeGroup name="xhtml.ol.attlist">
    <xs:attributeGroup ref="xhtml.Common.attrib"/>
  </xs:attributeGroup>
  <xs:group name="xhtml.ol.content">
    <xs:sequence>
      <xs:element name="li" type="xhtml.li.type" maxOccurs="unbounded"/>
    </xs:sequence>
  </xs:group>
  <xs:complexType name="xhtml.ol.type">
    <xs:group ref="xhtml.ol.content"/>
    <xs:attributeGroup ref="xhtml.ol.attlist"/>
  </xs:complexType>
  <xs:attributeGroup name="xhtml.ul.attlist">
    <xs:attributeGroup ref="xhtml.Common.attrib"/>
  </xs:attributeGroup>
  <xs:group name="xhtml.ul.content">
    <xs:sequence>
      <xs:element name="li" type="xhtml.li.type" maxOccurs="unbounded"/>
    </xs:sequence>
  </xs:group>
  <xs:complexType name="xhtml.ul.type">
    <xs:group ref="xhtml.ul.content"/>
    <xs:attributeGroup ref="xhtml.ul.attlist"/>
  </xs:complexType>
</xs:schema>

```

## C.3.2. Applet

You can download this file from <http://www.w3.org/MarkUp/SCHEMA/xhtml-applet-1.xsd>.

```

<?xml version="1.0" encoding="UTF-8"?>
<xs:schema
  xmlns:xs="http://www.w3.org/2001/XMLSchema"
  elementFormDefault="qualified"
  xmlns:xh1ld="http://www.w3.org/1999/xhtml/datatypes/"
  >
  <xs:import namespace="http://www.w3.org/1999/xhtml/datatypes/" schemaLocation="xhtml-datatypes-1.xsd" />

  <xs:annotation>
    <xs:documentation>
      Java Applets
      This is the XML Schema module for Java Applets in XHTML

      * applet (param)

      This module declares the applet element type and its attributes,
      used to provide support for Java applets. The 'alt' attribute
      is now required (as it is on images). One of either code or
      object attributes must be present. In the document, place param
      elements before the object elements that require their content.

      Note that use of this module also instantiates of the
      Param Element Module.

      $Id: xhtml-applet-1.xsd,v 1.3 2005/09/26 22:54:52 ahby Exp $
    </xs:documentation>
    <xs:documentation source="xhtml-copyright-1.xsd"/>
    <xs:documentation
      source="http://www.w3.org/TR/2001/REC-xhtml-modularization-20010410/abstract_modules.html#s_appletmodule"/>
  </xs:annotation>

  <xs:include schemaLocation="xhtml-param-1.xsd">
    <xs:annotation>
      <xs:documentation>
        Param module
        Include Param Module
      </xs:documentation>
    </xs:annotation>
  </xs:include>

  <xs:attributeGroup name="xhtml.applet.attlist">
    <xs:attributeGroup ref="xhtml.Core.attrib"/>
    <xs:attribute name="alt" type="xh1ld:Text" use="required"/>
    <xs:attribute name="archive" type="xh1ld:CDATA"/>
    <xs:attribute name="code" type="xh1ld:CDATA"/>

```

```

<xs:attribute name="codebase" type="xh1ld:URI"/>
<xs:attribute name="object" type="xh1ld:CData"/>
<xs:attribute name="width" type="xh1ld:Length" use="required"/>
<xs:attribute name="height" type="xh1ld:Length" use="required"/>
</xs:attributeGroup>

<xs:group name="xhtml.applet.content">
  <xs:sequence>
    <xs:choice minOccurs="0" maxOccurs="unbounded">
      <xs:element ref="param" />
      <xs:group ref="xhtml.Flow.mix"/>
    </xs:choice>
  </xs:sequence>
</xs:group>

<xs:complexType name="xhtml.applet.type" mixed="true">
  <xs:group ref="xhtml.applet.content"/>
  <xs:attributeGroup ref="xhtml.applet.attlist"/>
</xs:complexType>

</xs:schema>

```

## C.3.3. Text Modules

### C.3.3.1. Presentation

You can download this file from <http://www.w3.org/MarkUp/SCHEMA/xhtml-pres-1.xsd>.

```

<?xml version="1.0" encoding="UTF-8"?>
<xs:schema
  xmlns:xs="http://www.w3.org/2001/XMLSchema"
  elementFormDefault="qualified"
  xmlns:xh1ld="http://www.w3.org/1999/xhtml/datatypes/"
  >
  <xs:import namespace="http://www.w3.org/1999/xhtml/datatypes/"
    schemaLocation="xhtml-datatypes-1.xsd" />
  <xs:annotation>
    <xs:documentation>
      This is the XML Schema Presentation module for XHTML
      This is a REQUIRED module.
      $Id: xhtml-pres-1.xsd,v 1.2 2005/09/26 22:54:53 ahby Exp $
    </xs:documentation>
    <xs:documentation source="xhtml-copyright-1.xsd"/>
  </xs:annotation>
  <xs:annotation>
    <xs:documentation>
      Presentational Elements

      This module defines elements and their attributes for
      simple presentation-related markup.

      Elements defined here:

      * hr
      * b, big, i, small, sub, sup, tt
    </xs:documentation>
  </xs:annotation>
  <xs:include schemaLocation="xhtml-blkpres-1.xsd">
    <xs:annotation>
      <xs:documentation>
        Block Presentational module
        Elements defined here:

        * hr
      </xs:documentation>
    </xs:annotation>
  </xs:include>
  <xs:include schemaLocation="xhtml-inlpres-1.xsd">
    <xs:annotation>
      <xs:documentation>
        Inline Presentational module
        Elements defined here:

        * b, big, i, small, sub, sup, tt
      </xs:documentation>
    </xs:annotation>
  </xs:include>
</xs:schema>

```

### C.3.3.2. Edit

You can download this file from <http://www.w3.org/MarkUp/SCHEMA/xhtmll-edit-1.xsd>.

```
<?xml version="1.0" encoding="UTF-8"?>
<xs:schema
  xmlns:xs="http://www.w3.org/2001/XMLSchema"
  elementFormDefault="qualified"
  xmlns:xh1ld="http://www.w3.org/1999/xhtmll/datatypes/"
  >
  <xs:import namespace="http://www.w3.org/1999/xhtmll/datatypes/"
    schemaLocation="xhtml-datatypes-1.xsd" />

  <xs:annotation>
    <xs:documentation>
      Editing Elements
      This is the XML Schema Editing Markup module for XHTML

      * ins, del

      This module declares element types and attributes used to indicate
      inserted and deleted content while editing a document.

      $Id: xhtml-edit-1.xsd,v 1.2 2005/09/26 22:54:53 ahby Exp $
    </xs:documentation>
    <xs:documentation source="xhtml-copyright-1.xsd"/>
    <xs:documentation source="http://www.w3.org/TR/2001/REC-xhtml-modularization-20010410/abstract_modules.html#s_editmodule"/>
  </xs:annotation>
  <xs:attributeGroup name="xhtml.edit.attlist">
    <xs:attributeGroup ref="xhtml.Common.attrib"/>
    <xs:attribute name="cite" type="xh1ld:URI"/>
    <xs:attribute name="datetime" type="xh1ld:Datetime"/>
  </xs:attributeGroup>
  <xs:group name="xhtml.edit.content">
    <xs:sequence>
      <xs:group ref="xhtml.Flow.mix" minOccurs="0" maxOccurs="unbounded"/>
    </xs:sequence>
  </xs:group>
  <xs:complexType name="xhtml.edit.type" mixed="true">
    <xs:group ref="xhtml.edit.content"/>
    <xs:attributeGroup ref="xhtml.edit.attlist"/>
  </xs:complexType>
</xs:schema>
```

### C.3.3.3. Bi-directional Text

You can download this file from <http://www.w3.org/MarkUp/SCHEMA/xhtmll-bdo-1.xsd>.

```
<?xml version="1.0" encoding="UTF-8"?>
<xs:schema
  xmlns:xs="http://www.w3.org/2001/XMLSchema"
  elementFormDefault="qualified"
  xmlns:xh1ld="http://www.w3.org/1999/xhtmll/datatypes/"
  >
  <xs:import namespace="http://www.w3.org/1999/xhtmll/datatypes/"
    schemaLocation="xhtml-datatypes-1.xsd" />
  <xs:annotation>
    <xs:documentation>
      Bidirectional Override (bdo) Element
      This is the XML Schema BDO Element module for XHTML

      This modules declares the element 'bdo' and 'dir' attributes,
      Used to override the Unicode bidirectional algorithm for selected
      fragments of text.
      Bidirectional text support includes both the bdo element and
      the 'dir' attribute.

      $Id: xhtml-bdo-1.xsd,v 1.5 2005/09/26 23:37:47 ahby Exp $
    </xs:documentation>
    <xs:documentation source="xhtml-copyright-1.xsd"/>
    <xs:documentation source="http://www.w3.org/TR/2001/REC-xhtml-modularization-20010410/abstract_modules.html#s_bdomodule"/>
  </xs:annotation>
  <xs:import namespace="http://www.w3.org/XML/1998/namespace"
    schemaLocation="http://www.w3.org/2001/xml.xsd">
    <xs:annotation>
      <xs:documentation>
        This import brings in the XML namespace attributes
        The module itself does not provide the schemaLocation
        and expects the driver schema to provide the
        actual SchemaLocation.
      </xs:documentation>
    </xs:annotation>
  </xs:import>
</xs:schema>
```

```

</xs:import>
<xs:attributeGroup name="xhtml.bdo.attlist">
  <xs:attributeGroup ref="xhtml.Core.attrib"/>
  <xs:attribute name="dir" use="required">
    <xs:simpleType>
      <xs:restriction base="xs:NMTOKEN">
        <xs:enumeration value="ltr"/>
        <xs:enumeration value="rtl"/>
      </xs:restriction>
    </xs:simpleType>
  </xs:attribute>
</xs:attributeGroup>
<xs:group name="xhtml.bdo.content">
  <xs:sequence>
    <xs:group ref="xhtml.Inline.mix" minOccurs="0" maxOccurs="unbounded"/>
  </xs:sequence>
</xs:group>
<xs:complexType name="xhtml.bdo.type" mixed="true">
  <xs:group ref="xhtml.bdo.content"/>
  <xs:attributeGroup ref="xhtml.bdo.attlist"/>
</xs:complexType>
<xs:attributeGroup name="xhtml.dir.attrib">
  <xs:attribute name="dir">
    <xs:simpleType>
      <xs:restriction base="xs:NMTOKEN">
        <xs:enumeration value="ltr"/>
        <xs:enumeration value="rtl"/>
      </xs:restriction>
    </xs:simpleType>
  </xs:attribute>
</xs:attributeGroup>
<!-- Global dir attribute -->
<xs:attribute name="dir">
  <xs:simpleType>
    <xs:restriction base="xs:NMTOKEN">
      <xs:enumeration value="ltr"/>
      <xs:enumeration value="rtl"/>
    </xs:restriction>
  </xs:simpleType>
</xs:attribute>
<xs:attributeGroup name="xhtml.Global.bdo.attrib">
  <xs:attribute ref="dir"/>
</xs:attributeGroup>
</xs:schema>

```

## C.3.4. Forms

### C.3.4.1. Basic Forms

You can download this file from <http://www.w3.org/MarkUp/SCHEMA/xhtmll-basic-form-1.xsd>.

```

<?xml version="1.0" encoding="UTF-8"?>
<xs:schema
  xmlns:xs="http://www.w3.org/2001/XMLSchema"
  elementFormDefault="qualified"
  xmlns:xhtml="http://www.w3.org/1999/xhtml/datatypes/"
  >
  <xs:import namespace="http://www.w3.org/1999/xhtml/datatypes/"
    schemaLocation="xhtml-datatypes-1.xsd" />
  <xs:annotation>
    <xs:documentation>
      This is the XML Schema Basic Forms module for XHTML
      $Id: xhtml-basic-form-1.xsd,v 1.2 2005/09/26 22:54:53 ahby Exp $
    </xs:documentation>
    <xs:documentation source="xhtml-copyright-1.xsd"/>
  </xs:annotation>
  <xs:annotation>
    <xs:documentation>
      Basic Forms
      <br/>
      This forms module is based on the HTML 3.2 forms model, with
      the WAI-requested addition of the label element. While this
      module essentially mimics the content model and attributes of
      HTML 3.2 forms, the element types declared herein also include
      all HTML 4 common attributes.
      <br/>
      Elements defined here:
    </xs:documentation>
  </xs:annotation>

```

```

    * form, label, input, select, option, textarea
</xs:documentation>
<xs:documentation source="xhtml-copyright-1.xsd"/>
<xs:documentation
  source="http://www.w3.org/TR/2001/REC-xhtml-modularization-20010410/abstract_modules.html#s_sformsmodule"/>
</xs:annotation>

<xs:attributeGroup name="xhtml.form.attlist">
<xs:attributeGroup ref="xhtml.Common.attrib"/>
<xs:attribute name="action" type="xh1ld:URI" use="required"/>
<xs:attribute name="method" use="optional" default="get">
  <xs:simpleType>
    <xs:restriction base="xs:NMTOKEN">
      <xs:enumeration value="get"/>
      <xs:enumeration value="post"/>
    </xs:restriction>
  </xs:simpleType>
</xs:attribute>
<xs:attribute name="enctype" type="xh1ld:ContentType" default="application/x-www-form-urlencoded"/>
</xs:attributeGroup>

<xs:group name="xhtml.form.content">
  <xs:sequence>
    <xs:group ref="xhtml.BlkNoForm.mix" minOccurs="1" maxOccurs="unbounded"/>
  </xs:sequence>
</xs:group>

<xs:complexType name="xhtml.form.type">
<xs:group ref="xhtml.form.content"/>
<xs:attributeGroup ref="xhtml.form.attlist"/>
</xs:complexType>

<xs:group name="xhtml.label.content">
  <xs:sequence>
    <xs:choice minOccurs="0" maxOccurs="unbounded">
      <xs:element type="xhtml.input.type" name="input"/>
      <xs:element type="xhtml.select.type" name="select"/>
      <xs:element type="xhtml.textarea.type" name="textarea"/>
      <xs:group ref="xhtml.InlStruct.class"/>
      <xs:group ref="xhtml.InlPhras.class"/>
      <xs:group ref="xhtml.I18n.class"/>
      <xs:group ref="xhtml.InlPres.class"/>
      <xs:group ref="xhtml.InlSpecial.class"/>
      <xs:group ref="xhtml.Misc.class"/>
    </xs:choice>
  </xs:sequence>
</xs:group>

<xs:attributeGroup name="xhtml.label.attlist">
  <xs:attributeGroup ref="xhtml.Common.attrib"/>
  <xs:attribute name="for" type="xs:IDREF"/>
  <xs:attribute name="accesskey" type="xh1ld:Character"/>
</xs:attributeGroup>

<xs:complexType name="xhtml.label.type" mixed="true">
  <xs:group ref="xhtml.label.content"/>
  <xs:attributeGroup ref="xhtml.label.attlist"/>
</xs:complexType>

<!--
Basic Forms removes button, 'image' and 'file' input types.
-->
<xs:simpleType name="xhtml.InputType.class">
  <xs:restriction base="xs:NMTOKEN">
    <xs:enumeration value="text"/>
    <xs:enumeration value="password"/>
    <xs:enumeration value="checkbox"/>
    <xs:enumeration value="radio"/>
    <xs:enumeration value="submit"/>
    <xs:enumeration value="reset"/>
    <xs:enumeration value="hidden"/>
  </xs:restriction>
</xs:simpleType>

<xs:attributeGroup name="xhtml.input.attlist">
  <xs:attributeGroup ref="xhtml.Common.attrib"/>
  <xs:attribute name="type" type="xhtml.InputType.class" default="text"/>
  <xs:attribute name="name" type="xh1ld:CDATA"/>
  <xs:attribute name="value" type="xh1ld:CDATA"/>

```

```

<xs:attribute name="checked">
  <xs:simpleType>
    <xs:restriction base="xs:NMTOKEN">
      <xs:enumeration value="checked"/>
    </xs:restriction>
  </xs:simpleType>
</xs:attribute>
<xs:attribute name="size" type="xh1ld:Number"/>
<xs:attribute name="maxlength" type="xh1ld:Number"/>
<xs:attribute name="src" type="xh1ld:URI"/>
<xs:attribute name="tabindex" type="xh1ld:Number"/>
<xs:attribute name="accesskey" type="xh1ld:Character"/>
</xs:attributeGroup>

<xs:group name="xhtml.input.content">
  <xs:sequence/>
</xs:group>

<xs:complexType name="xhtml.input.type">
  <xs:group ref="xhtml.input.content"/>
  <xs:attributeGroup ref="xhtml.input.attlist"/>
</xs:complexType>

<xs:attributeGroup name="xhtml.select.attlist">
  <xs:attributeGroup ref="xhtml.Common.attrib"/>
  <xs:attribute name="name" type="xh1ld:CDATA"/>
  <xs:attribute name="size" type="xh1ld:Number"/>
  <xs:attribute name="multiple">
    <xs:simpleType>
      <xs:restriction base="xs:NMTOKEN">
        <xs:enumeration value="multiple"/>
      </xs:restriction>
    </xs:simpleType>
  </xs:attribute>
  <xs:attribute name="tabindex" type="xh1ld:Number"/>
</xs:attributeGroup>

<xs:group name="xhtml.select.content">
  <xs:sequence>
    <xs:element name="option" type="xhtml.option.type" maxOccurs="unbounded"/>
  </xs:sequence>
</xs:group>

<xs:complexType name="xhtml.select.type">
  <xs:group ref="xhtml.select.content"/>
  <xs:attributeGroup ref="xhtml.select.attlist"/>
</xs:complexType>

<xs:attributeGroup name="xhtml.option.attlist">
  <xs:attributeGroup ref="xhtml.Common.attrib"/>
  <xs:attribute name="selected">
    <xs:simpleType>
      <xs:restriction base="xs:NMTOKEN">
        <xs:enumeration value="selected"/>
      </xs:restriction>
    </xs:simpleType>
  </xs:attribute>
  <xs:attribute name="value" type="xh1ld:CDATA"/>
  <xs:attribute name="tabindex" type="xh1ld:Number"/>
</xs:attributeGroup>

<xs:group name="xhtml.option.content">
  <xs:sequence/>
</xs:group>

<xs:complexType name="xhtml.option.type" mixed="true">
  <xs:group ref="xhtml.option.content"/>
  <xs:attributeGroup ref="xhtml.option.attlist"/>
</xs:complexType>

<xs:attributeGroup name="xhtml.textarea.attlist">
  <xs:attributeGroup ref="xhtml.Common.attrib"/>
  <xs:attribute name="name" type="xh1ld:CDATA"/>
  <xs:attribute name="rows" type="xh1ld:Number" use="required"/>
  <xs:attribute name="cols" type="xh1ld:Number" use="required"/>
  <xs:attribute name="accesskey" type="xh1ld:Character"/>
</xs:attributeGroup>

<xs:group name="xhtml.textarea.content">

```



```

    <xs:sequence/>
  </xs:group>

  <xs:complexType name="xhtml.textarea.type" mixed="true">
    <xs:group ref="xhtml.textarea.content"/>
    <xs:attributeGroup ref="xhtml.textarea.attlist"/>
  </xs:complexType>

</xs:schema>

```

### C.3.4.2. Forms

You can download this file from <http://www.w3.org/MarkUp/SCHEMA/xhtml-form-1.xsd>.

```

<?xml version="1.0" encoding="UTF-8"?>
<xs:schema
  xmlns:xs="http://www.w3.org/2001/XMLSchema"
  elementFormDefault="qualified"
  xmlns:xh1ld="http://www.w3.org/1999/xhtml/datatypes/"
  >
  <xs:import namespace="http://www.w3.org/1999/xhtml/datatypes/"
    schemaLocation="xhtml-datatypes-1.xsd" />

  <xs:annotation>
    <xs:documentation>
      Forms
      This is the XML Schema Forms module for XHTML

      * form, label, input, select, optgroup, option,
        textarea, fieldset, legend, button

      This module declares markup to provide support for online
      forms, based on the features found in HTML 4.0 forms.

      $Id: xhtml-form-1.xsd,v 1.3 2005/09/26 22:54:53 ahby Exp $
    </xs:documentation>
    <xs:documentation source="xhtml-copyright-1.xsd"/>
    <xs:documentation source="http://www.w3.org/TR/2001/REC-xhtml-modularization-20010410/abstract_modules.html#s_extformsmodule"/>
  </xs:annotation>
  <!-- form: Form Element -->
  <xs:attributeGroup name="xhtml.form.attlist">
    <xs:attributeGroup ref="xhtml.Common.attrib"/>
    <xs:attribute name="action" type="xh1ld:URI" use="required"/>
    <xs:attribute name="method" default="get">
      <xs:simpleType>
        <xs:restriction base="xs:NMTOKEN">
          <xs:enumeration value="get"/>
          <xs:enumeration value="post"/>
        </xs:restriction>
      </xs:simpleType>
    </xs:attribute>
    <xs:attribute name="enctype" type="xh1ld:ContentType" default="application/x-www-form-urlencoded"/>
    <xs:attribute name="accept-charset" type="xh1ld:Charsets"/>
    <xs:attribute name="accept" type="xh1ld:ContentTypes"/>
  </xs:attributeGroup>
  <xs:group name="xhtml.form.content">
    <xs:sequence>
      <xs:choice maxOccurs="unbounded">
        <xs:group ref="xhtml.BlkNoForm.mix"/>
        <xs:element name="fieldset" type="xhtml.fieldset.type"/>
      </xs:choice>
    </xs:sequence>
  </xs:group>
  <xs:complexType name="xhtml.form.type">
    <xs:group ref="xhtml.form.content"/>
    <xs:attributeGroup ref="xhtml.form.attlist"/>
  </xs:complexType>
  <!--
  label: Form Field Label Text
  Note: Each label must not contain more than ONE field
  -->
  <xs:group name="xhtml.label.content">
    <xs:sequence>
      <xs:choice minOccurs="0" maxOccurs="unbounded">
        <xs:element name="input" type="xhtml.input.type"/>
        <xs:element name="select" type="xhtml.select.type"/>
        <xs:element name="textarea" type="xhtml.textarea.type"/>
        <xs:element name="button" type="xhtml.button.type"/>
        <xs:group ref="xhtml.InlStruct.class"/>
        <xs:group ref="xhtml.InlPhras.class"/>
        <xs:group ref="xhtml.InlBn.class"/>
        <xs:group ref="xhtml.InlPres.class"/>
        <xs:group ref="xhtml.InlSpecial.class"/>
        <xs:group ref="xhtml.Inline.extra"/>
        <xs:group ref="xhtml.Misc.class"/>
      </xs:choice>
    </xs:sequence>
  </xs:group>

```

```

        </xs:choice>
    </xs:sequence>
</xs:group>
<xs:attributeGroup name="xhtml.label.attlist">
  <xs:attributeGroup ref="xhtml.Common.attrib"/>
  <xs:attribute name="for" type="xs:IDREF"/>
  <xs:attribute name="accesskey" type="xh1ld:Character"/>
</xs:attributeGroup>
<xs:complexType name="xhtml.label.type" mixed="true">
  <xs:group ref="xhtml.label.content"/>
  <xs:attributeGroup ref="xhtml.label.attlist"/>
</xs:complexType>
<!-- input: Form Control -->
<xs:simpleType name="xhtml.InputType.class">
  <xs:restriction base="xs:NMTOKEN">
    <xs:enumeration value="text"/>
    <xs:enumeration value="password"/>
    <xs:enumeration value="checkbox"/>
    <xs:enumeration value="radio"/>
    <xs:enumeration value="submit"/>
    <xs:enumeration value="reset"/>
    <xs:enumeration value="hidden"/>
    <xs:enumeration value="image"/>
    <xs:enumeration value="button"/>
    <xs:enumeration value="file"/>
  </xs:restriction>
</xs:simpleType>
<!--
attribute 'name' required for all but submit & reset
-->
<xs:attributeGroup name="xhtml.input.attlist">
  <xs:attributeGroup ref="xhtml.Common.attrib"/>
  <xs:attribute name="type" type="xhtml.InputType.class" default="text"/>
  <xs:attribute name="name" type="xh1ld:CDATA"/>
  <xs:attribute name="value" type="xh1ld:CDATA"/>
  <xs:attribute name="checked">
    <xs:simpleType>
      <xs:restriction base="xs:NMTOKEN">
        <xs:enumeration value="checked"/>
      </xs:restriction>
    </xs:simpleType>
  </xs:attribute>
  <xs:attribute name="disabled">
    <xs:simpleType>
      <xs:restriction base="xs:NMTOKEN">
        <xs:enumeration value="disabled"/>
      </xs:restriction>
    </xs:simpleType>
  </xs:attribute>
  <xs:attribute name="readonly">
    <xs:simpleType>
      <xs:restriction base="xs:NMTOKEN">
        <xs:enumeration value="readonly"/>
      </xs:restriction>
    </xs:simpleType>
  </xs:attribute>
  <xs:attribute name="size" type="xh1ld:Number"/>
  <xs:attribute name="maxlength" type="xh1ld:Number"/>
  <xs:attribute name="src" type="xh1ld:URI"/>
  <xs:attribute name="alt" type="xh1ld:Text"/>
  <xs:attribute name="tabindex" type="xh1ld:Number"/>
  <xs:attribute name="accesskey" type="xh1ld:Character"/>
  <xs:attribute name="accept" type="xh1ld:ContentTypes"/>
</xs:attributeGroup>
<xs:group name="xhtml.input.content">
  <xs:sequence/>
</xs:group>
<xs:complexType name="xhtml.input.type">
  <xs:group ref="xhtml.input.content"/>
  <xs:attributeGroup ref="xhtml.input.attlist"/>
</xs:complexType>
<!-- select: Option Selector -->
<xs:attributeGroup name="xhtml.select.attlist">
  <xs:attributeGroup ref="xhtml.Common.attrib"/>
  <xs:attribute name="name" type="xh1ld:CDATA"/>
  <xs:attribute name="size" type="xh1ld:Number"/>
  <xs:attribute name="multiple">
    <xs:simpleType>
      <xs:restriction base="xs:NMTOKEN">
        <xs:enumeration value="multiple"/>
      </xs:restriction>
    </xs:simpleType>
  </xs:attribute>
  <xs:attribute name="disabled">
    <xs:simpleType>
      <xs:restriction base="xs:NMTOKEN">
        <xs:enumeration value="disabled"/>
      </xs:restriction>
    </xs:simpleType>
  </xs:attribute>
  <xs:attribute name="tabindex" type="xh1ld:Number"/>
</xs:attributeGroup>

```

```

<xs:group name="xhtml.select.content">
  <xs:sequence>
    <xs:choice maxOccurs="unbounded">
      <xs:element name="optgroup" type="xhtml.optgroup.type"/>
      <xs:element name="option" type="xhtml.option.type"/>
    </xs:choice>
  </xs:sequence>
</xs:group>
<xs:complexType name="xhtml.select.type">
  <xs:group ref="xhtml.select.content"/>
  <xs:attributeGroup ref="xhtml.select.attlist"/>
</xs:complexType>
<!-- optgroup: Option Group -->
<xs:attributeGroup name="xhtml.optgroup.attlist">
  <xs:attributeGroup ref="xhtml.Common.attrib"/>
  <xs:attribute name="disabled">
    <xs:simpleType>
      <xs:restriction base="xs:NMTOKEN">
        <xs:enumeration value="disabled"/>
      </xs:restriction>
    </xs:simpleType>
  </xs:attribute>
  <xs:attribute name="label" type="xhtml:Text" use="required"/>
</xs:attributeGroup>
<xs:group name="xhtml.optgroup.content">
  <xs:sequence>
    <xs:element name="option" type="xhtml.option.type" maxOccurs="unbounded"/>
  </xs:sequence>
</xs:group>
<xs:complexType name="xhtml.optgroup.type">
  <xs:group ref="xhtml.optgroup.content"/>
  <xs:attributeGroup ref="xhtml.optgroup.attlist"/>
</xs:complexType>
<!-- option: Selectable Choice -->
<xs:attributeGroup name="xhtml.option.attlist">
  <xs:attributeGroup ref="xhtml.Common.attrib"/>
  <xs:attribute name="selected">
    <xs:simpleType>
      <xs:restriction base="xs:NMTOKEN">
        <xs:enumeration value="selected"/>
      </xs:restriction>
    </xs:simpleType>
  </xs:attribute>
  <xs:attribute name="disabled">
    <xs:simpleType>
      <xs:restriction base="xs:NMTOKEN">
        <xs:enumeration value="disabled"/>
      </xs:restriction>
    </xs:simpleType>
  </xs:attribute>
  <xs:attribute name="label" type="xhtml:Text"/>
  <xs:attribute name="value" type="xhtml:Cdata"/>
</xs:attributeGroup>
<xs:group name="xhtml.option.content">
  <xs:sequence/>
</xs:group>
<xs:complexType name="xhtml.option.type" mixed="true">
  <xs:group ref="xhtml.option.content"/>
  <xs:attributeGroup ref="xhtml.option.attlist"/>
</xs:complexType>
<!-- textarea: Multi-Line Text Field -->
<xs:attributeGroup name="xhtml.textarea.attlist">
  <xs:attributeGroup ref="xhtml.Common.attrib"/>
  <xs:attribute name="name" type="xhtml:Cdata"/>
  <xs:attribute name="rows" type="xhtml:Number" use="required"/>
  <xs:attribute name="cols" type="xhtml:Number" use="required"/>
  <xs:attribute name="disabled">
    <xs:simpleType>
      <xs:restriction base="xs:NMTOKEN">
        <xs:enumeration value="disabled"/>
      </xs:restriction>
    </xs:simpleType>
  </xs:attribute>
  <xs:attribute name="readonly">
    <xs:simpleType>
      <xs:restriction base="xs:NMTOKEN">
        <xs:enumeration value="readonly"/>
      </xs:restriction>
    </xs:simpleType>
  </xs:attribute>
  <xs:attribute name="tabindex" type="xhtml:Number"/>
  <xs:attribute name="accesskey" type="xhtml:Character"/>
</xs:attributeGroup>
<xs:group name="xhtml.textarea.content">
  <xs:sequence/>
</xs:group>
<xs:complexType name="xhtml.textarea.type" mixed="true">
  <xs:group ref="xhtml.textarea.content"/>
  <xs:attributeGroup ref="xhtml.textarea.attlist"/>
</xs:complexType>
<!-- fieldset: Form Control Group -->
<xs:attributeGroup name="xhtml.fieldset.attlist">

```

```

    <xs:attributeGroup ref="xhtml.Common.attrib"/>
  </xs:attributeGroup>
  <xs:group name="xhtml.fieldset.content">
    <xs:sequence>
      <xs:choice minOccurs="0" maxOccurs="unbounded">
        <xs:element name="legend" type="xhtml.legend.type"/>
        <xs:group ref="xhtml.Flow.mix"/>
      </xs:choice>
    </xs:sequence>
  </xs:group>
  <xs:complexType name="xhtml.fieldset.type" mixed="true">
    <xs:group ref="xhtml.fieldset.content"/>
    <xs:attributeGroup ref="xhtml.fieldset.attlist"/>
  </xs:complexType>
  <!-- legend: Fieldset Legend -->
  <xs:attributeGroup name="xhtml.legend.attlist">
    <xs:attributeGroup ref="xhtml.Common.attrib"/>
    <xs:attribute name="accesskey" type="xhllid:Character"/>
  </xs:attributeGroup>
  <xs:group name="xhtml.legend.content">
    <xs:sequence>
      <xs:group ref="xhtml.Inline.mix" minOccurs="0" maxOccurs="unbounded"/>
    </xs:sequence>
  </xs:group>
  <xs:complexType name="xhtml.legend.type" mixed="true">
    <xs:group ref="xhtml.legend.content"/>
    <xs:attributeGroup ref="xhtml.legend.attlist"/>
  </xs:complexType>
  <!-- button: Push Button -->
  <xs:attributeGroup name="xhtml.button.attlist">
    <xs:attributeGroup ref="xhtml.Common.attrib"/>
    <xs:attribute name="name" type="xhllid:CDATA"/>
    <xs:attribute name="value" type="xhllid:CDATA"/>
    <xs:attribute name="type" default="submit">
      <xs:simpleType>
        <xs:restriction base="xs:NMTOKEN">
          <xs:enumeration value="button"/>
          <xs:enumeration value="submit"/>
          <xs:enumeration value="reset"/>
        </xs:restriction>
      </xs:simpleType>
    </xs:attribute>
    <xs:attribute name="disabled">
      <xs:simpleType>
        <xs:restriction base="xs:NMTOKEN">
          <xs:enumeration value="disabled"/>
        </xs:restriction>
      </xs:simpleType>
    </xs:attribute>
    <xs:attribute name="tabindex" type="xhllid:Number"/>
    <xs:attribute name="accesskey" type="xhllid:Character"/>
  </xs:attributeGroup>
  <xs:group name="xhtml.button.content">
    <xs:sequence>
      <xs:choice minOccurs="0" maxOccurs="unbounded">
        <xs:group ref="xhtml.BlkNoForm.mix"/>
        <xs:group ref="xhtml.InlStruct.class"/>
        <xs:group ref="xhtml.InlPhras.class"/>
        <xs:group ref="xhtml.InlPres.class"/>
        <xs:group ref="xhtml.InlLn.class"/>
        <xs:group ref="xhtml.InlSpecial.class"/>
        <xs:group ref="xhtml.Inline.extra"/>
      </xs:choice>
    </xs:sequence>
  </xs:group>
  <xs:complexType name="xhtml.button.type" mixed="true">
    <xs:group ref="xhtml.button.content"/>
    <xs:attributeGroup ref="xhtml.button.attlist"/>
  </xs:complexType>
</xs:schema>

```

## C.3.5. Tables

### C.3.5.1. Basic Tables

You can download this file from <http://www.w3.org/MarkUp/SCHEMA/xhtmll-basic-table-1.xsd>.

```

<?xml version="1.0" encoding="UTF-8"?>
<xs:schema
  xmlns:xs="http://www.w3.org/2001/XMLSchema"
  elementFormDefault="qualified"
  xmlns:xhllid="http://www.w3.org/1999/xhtmll/datatypes/"
  >
  <xs:import namespace="http://www.w3.org/1999/xhtmll/datatypes/"
    schemaLocation="xhtml-datatypes-1.xsd" />

```

```

<xs:annotation>
  <xs:documentation>
    This is the XML Schema Basic Tables module for XHTML
    $Id: xhtml-basic-table-1.xsd,v 1.2 2005/09/26 22:54:53 ahby Exp $
  </xs:documentation>
  <xs:documentation source="xhtml-copyright-1.xsd"/>
</xs:annotation>

<xs:annotation>
  <xs:documentation>
    Basic Tables

    * table, caption, tr, th, td

    This table module declares elements and attributes defining
    a table model based fundamentally on features found in the
    widely-deployed HTML 3.2 table model. While this module
    mimics the content model and table attributes of HTML 3.2
    tables, the element types declared herein also includes all
    HTML 4 common and most of the HTML 4 table attributes.
  </xs:documentation>
  <xs:documentation
    source="http://www.w3.org/TR/2001/REC-xhtml-modularization-20010410/abstract_modules.html#s_simpletablemodule"/>
</xs:annotation>

<xs:attributeGroup name="xhtml.CellHAlign.attrib">
  <xs:attribute name="align">
    <xs:simpleType>
      <xs:restriction base="xs:NMTOKEN">
        <xs:enumeration value="left"/>
        <xs:enumeration value="center"/>
        <xs:enumeration value="right"/>
      </xs:restriction>
    </xs:simpleType>
  </xs:attribute>
</xs:attributeGroup>

<xs:attributeGroup name="xhtml.CellVAlign.attrib">
  <xs:attribute name="valign">
    <xs:simpleType>
      <xs:restriction base="xs:NMTOKEN">
        <xs:enumeration value="top"/>
        <xs:enumeration value="middle"/>
        <xs:enumeration value="bottom"/>
      </xs:restriction>
    </xs:simpleType>
  </xs:attribute>
</xs:attributeGroup>

<xs:attributeGroup name="xhtml.scope.attrib">
  <xs:attribute name="scope">
    <xs:simpleType>
      <xs:restriction base="xs:NMTOKEN">
        <xs:enumeration value="row"/>
        <xs:enumeration value="col"/>
      </xs:restriction>
    </xs:simpleType>
  </xs:attribute>
</xs:attributeGroup>

<xs:attributeGroup name="xhtml.table.attlist">
  <xs:attributeGroup ref="xhtml.Common.attrib"/>
  <xs:attribute name="summary" type="xhtml:Text"/>
</xs:attributeGroup>

<xs:group name="xhtml.table.content">
  <xs:sequence>
    <xs:element name="caption" type="xhtml.caption.type"
      minOccurs="0" maxOccurs="1"/>
    <xs:element name="tr" type="xhtml.tr.type" maxOccurs="unbounded" />
  </xs:sequence>
</xs:group>

<xs:complexType name="xhtml.table.type" >
  <xs:group ref="xhtml.table.content"/>
  <xs:attributeGroup ref="xhtml.table.attlist"/>
</xs:complexType>

<xs:attributeGroup name="xhtml.caption.attlist">
  <xs:attributeGroup ref="xhtml.Common.attrib"/>
</xs:attributeGroup>

```

```

<xs:group name="xhtml.caption.content">
  <xs:sequence>
    <xs:group ref="xhtml.Inline.mix" minOccurs="0" maxOccurs="unbounded"/>
  </xs:sequence>
</xs:group>

<xs:complexType name="xhtml.caption.type" mixed="true" >
  <xs:group ref="xhtml.caption.content"/>
  <xs:attributeGroup ref="xhtml.caption.attlist"/>
</xs:complexType>

<xs:attributeGroup name="xhtml.tr.attlist">
  <xs:attributeGroup ref="xhtml.Common.attrib"/>
  <xs:attributeGroup ref="xhtml.CellHAlign.attrib"/>
  <xs:attributeGroup ref="xhtml.CellVAlign.attrib"/>
</xs:attributeGroup>

<xs:group name="xhtml.tr.content">
  <xs:sequence>
    <xs:choice maxOccurs="unbounded">
      <xs:element name="th" type="xhtml.th.type"/>
      <xs:element name="td" type="xhtml.td.type"/>
    </xs:choice>
  </xs:sequence>
</xs:group>

<xs:complexType name="xhtml.tr.type">
  <xs:group ref="xhtml.tr.content"/>
  <xs:attributeGroup ref="xhtml.tr.attlist"/>
</xs:complexType>

<xs:attributeGroup name="xhtml.th.attlist">
  <xs:attributeGroup ref="xhtml.Common.attrib"/>
  <xs:attribute name="abbr" type="xhtml1d:Text"/>
  <xs:attribute name="axis" type="xhtml1d:CDATA"/>
  <xs:attribute name="headers" type="xs:IDREFS"/>
  <xs:attributeGroup ref="xhtml.scope.attrib"/>
  <xs:attribute name="rowspan" type="xhtml1d:Number" default="1"/>
  <xs:attribute name="colspan" type="xhtml1d:Number" default="1"/>
  <xs:attributeGroup ref="xhtml.CellHAlign.attrib"/>
  <xs:attributeGroup ref="xhtml.CellVAlign.attrib"/>
</xs:attributeGroup>

<xs:group name="xhtml.th.content">
  <xs:sequence>
    <xs:group ref="xhtml.FlowNoTable.mix" minOccurs="0" maxOccurs="unbounded"/>
  </xs:sequence>
</xs:group>

<xs:complexType name="xhtml.th.type" mixed="true">
  <xs:group ref="xhtml.th.content"/>
  <xs:attributeGroup ref="xhtml.th.attlist"/>
</xs:complexType>

<xs:attributeGroup name="xhtml.td.attlist">
  <xs:attributeGroup ref="xhtml.Common.attrib"/>
  <xs:attribute name="abbr" type="xhtml1d:Text"/>
  <xs:attribute name="axis" type="xhtml1d:CDATA"/>
  <xs:attribute name="headers" type="xs:IDREFS"/>
  <xs:attributeGroup ref="xhtml.scope.attrib"/>
  <xs:attribute name="rowspan" type="xhtml1d:Number" default="1"/>
  <xs:attribute name="colspan" type="xhtml1d:Number" default="1"/>
  <xs:attributeGroup ref="xhtml.CellHAlign.attrib"/>
  <xs:attributeGroup ref="xhtml.CellVAlign.attrib"/>
</xs:attributeGroup>

<xs:group name="xhtml.td.content">
  <xs:sequence>
    <xs:group ref="xhtml.FlowNoTable.mix" minOccurs="0" maxOccurs="unbounded"/>
  </xs:sequence>
</xs:group>

<xs:complexType name="xhtml.td.type" mixed="true">
  <xs:group ref="xhtml.td.content"/>
  <xs:attributeGroup ref="xhtml.td.attlist"/>
</xs:complexType>
</xs:schema>

```

## C.3.5.2. Tables

You can download this file from <http://www.w3.org/MarkUp/SCHEMA/xhtml1-table-1.xsd>.

```
<?xml version="1.0" encoding="UTF-8"?>
<xs:schema
  xmlns:xs="http://www.w3.org/2001/XMLSchema"
  elementFormDefault="qualified"
  xmlns:xh1ld="http://www.w3.org/1999/xhtml/datatypes/"
  >
  <xs:import namespace="http://www.w3.org/1999/xhtml/datatypes/"
    schemaLocation="xhtml-datatypes-1.xsd" />

  <xs:annotation>
    <xs:documentation>
      This is the XML Schema Tables module for XHTML
      $Id: xhtml-table-1.xsd,v 1.3 2005/09/26 22:54:53 ahby Exp $
    </xs:documentation>
    <xs:documentation source="xhtml-copyright-1.xsd"/>
  </xs:annotation>
  <xs:annotation>
    <xs:documentation>
      Tables

      * table, caption, thead, tfoot, tbody, colgroup, col, tr, th, td

      This module declares element types and attributes used to provide
      table markup similar to HTML 4.0, including features that enable
      better accessibility for non-visual user agents.
    </xs:documentation>
    <xs:documentation source="http://www.w3.org/TR/2001/REC-xhtml-modularization-20010410/abstract_modules.html#s_tablemodule"/>
  </xs:annotation>
  <xs:attributeGroup name="xhtml.frame.attrib">
    <xs:attribute name="frame">
      <xs:simpleType>
        <xs:restriction base="xs:NMTOKEN">
          <xs:enumeration value="void"/>
          <xs:enumeration value="above"/>
          <xs:enumeration value="below"/>
          <xs:enumeration value="hsides"/>
          <xs:enumeration value="lhs"/>
          <xs:enumeration value="rhs"/>
          <xs:enumeration value="vsides"/>
          <xs:enumeration value="box"/>
          <xs:enumeration value="border"/>
        </xs:restriction>
      </xs:simpleType>
    </xs:attribute>
  </xs:attributeGroup>
  <xs:attributeGroup name="xhtml.rules.attrib">
    <xs:attribute name="rules">
      <xs:simpleType>
        <xs:restriction base="xs:NMTOKEN">
          <xs:enumeration value="none"/>
          <xs:enumeration value="groups"/>
          <xs:enumeration value="rows"/>
          <xs:enumeration value="cols"/>
          <xs:enumeration value="all"/>
        </xs:restriction>
      </xs:simpleType>
    </xs:attribute>
  </xs:attributeGroup>
  <xs:attributeGroup name="xhtml.CellVAlign.attrib">
    <xs:attribute name="valign">
      <xs:simpleType>
        <xs:restriction base="xs:NMTOKEN">
          <xs:enumeration value="top"/>
          <xs:enumeration value="middle"/>
          <xs:enumeration value="bottom"/>
          <xs:enumeration value="baseline"/>
        </xs:restriction>
      </xs:simpleType>
    </xs:attribute>
  </xs:attributeGroup>
  <xs:attributeGroup name="xhtml.CellHAlign.attrib">
    <xs:attribute name="align">
      <xs:simpleType>
        <xs:restriction base="xs:NMTOKEN">
          <xs:enumeration value="left"/>
          <xs:enumeration value="center"/>
          <xs:enumeration value="right"/>
          <xs:enumeration value="justify"/>
          <xs:enumeration value="char"/>
        </xs:restriction>
      </xs:simpleType>
    </xs:attribute>
  <xs:attribute name="char" type="xh1ld:Character"/>
</xs:schema>
```

```

    <xs:attribute name="charoff" type="xh1ld:Length"/>
  </xs:attributeGroup>
  <xs:attributeGroup name="xhtml.scope.attrib">
    <xs:attribute name="scope">
      <xs:simpleType>
        <xs:restriction base="xs:NMTOKEN">
          <xs:enumeration value="row"/>
          <xs:enumeration value="col"/>
          <xs:enumeration value="rowgroup"/>
          <xs:enumeration value="colgroup"/>
        </xs:restriction>
      </xs:simpleType>
    </xs:attribute>
  </xs:attributeGroup>
  <xs:attributeGroup name="xhtml.td.attlist">
    <xs:attributeGroup ref="xhtml.Common.attrib"/>
    <xs:attribute name="abbr" type="xh1ld:Text"/>
    <xs:attribute name="axis" type="xh1ld:CDATA"/>
    <xs:attribute name="headers" type="xs:IDREFS"/>
    <xs:attributeGroup ref="xhtml.scope.attrib"/>
    <xs:attribute name="rowspan" type="xh1ld:Number" default="1"/>
    <xs:attribute name="colspan" type="xh1ld:Number" default="1"/>
    <xs:attributeGroup ref="xhtml.CellHAlign.attrib"/>
    <xs:attributeGroup ref="xhtml.CellVAlign.attrib"/>
  </xs:attributeGroup>
  <xs:group name="xhtml.td.content">
    <xs:sequence>
      <xs:group ref="xhtml.Flow.mix" minOccurs="0" maxOccurs="unbounded"/>
    </xs:sequence>
  </xs:group>
  <xs:complexType name="xhtml.td.type" mixed="true">
    <xs:group ref="xhtml.td.content"/>
    <xs:attributeGroup ref="xhtml.td.attlist"/>
  </xs:complexType>
  <xs:attributeGroup name="xhtml.th.attlist">
    <xs:attributeGroup ref="xhtml.Common.attrib"/>
    <xs:attribute name="abbr" type="xh1ld:Text"/>
    <xs:attribute name="axis" type="xh1ld:CDATA"/>
    <xs:attribute name="headers" type="xs:IDREFS"/>
    <xs:attributeGroup ref="xhtml.scope.attrib"/>
    <xs:attribute name="rowspan" type="xh1ld:Number" default="1"/>
    <xs:attribute name="colspan" type="xh1ld:Number" default="1"/>
    <xs:attributeGroup ref="xhtml.CellHAlign.attrib"/>
    <xs:attributeGroup ref="xhtml.CellVAlign.attrib"/>
  </xs:attributeGroup>
  <xs:group name="xhtml.th.content">
    <xs:sequence>
      <xs:group ref="xhtml.Flow.mix" minOccurs="0" maxOccurs="unbounded"/>
    </xs:sequence>
  </xs:group>
  <xs:complexType name="xhtml.th.type" mixed="true">
    <xs:group ref="xhtml.th.content"/>
    <xs:attributeGroup ref="xhtml.th.attlist"/>
  </xs:complexType>
  <xs:attributeGroup name="xhtml.tr.attlist">
    <xs:attributeGroup ref="xhtml.Common.attrib"/>
    <xs:attributeGroup ref="xhtml.CellHAlign.attrib"/>
    <xs:attributeGroup ref="xhtml.CellVAlign.attrib"/>
  </xs:attributeGroup>
  <xs:group name="xhtml.tr.content">
    <xs:sequence>
      <xs:choice maxOccurs="unbounded">
        <xs:element name="th" type="xhtml.th.type"/>
        <xs:element name="td" type="xhtml.td.type"/>
      </xs:choice>
    </xs:sequence>
  </xs:group>
  <xs:complexType name="xhtml.tr.type">
    <xs:group ref="xhtml.tr.content"/>
    <xs:attributeGroup ref="xhtml.tr.attlist"/>
  </xs:complexType>
  <xs:attributeGroup name="xhtml.col.attlist">
    <xs:attributeGroup ref="xhtml.Common.attrib"/>
    <xs:attribute name="span" type="xh1ld:Number" default="1"/>
    <xs:attribute name="width" type="xh1ld:MultiLength"/>
    <xs:attributeGroup ref="xhtml.CellHAlign.attrib"/>
    <xs:attributeGroup ref="xhtml.CellVAlign.attrib"/>
  </xs:attributeGroup>
  <xs:group name="xhtml.col.content">
    <xs:sequence/>
  </xs:group>
  <xs:complexType name="xhtml.col.type">
    <xs:group ref="xhtml.col.content"/>
    <xs:attributeGroup ref="xhtml.col.attlist"/>
  </xs:complexType>
  <xs:attributeGroup name="xhtml.colgroup.attlist">
    <xs:attributeGroup ref="xhtml.Common.attrib"/>
    <xs:attribute name="span" type="xh1ld:Number" default="1"/>
    <xs:attribute name="width" type="xh1ld:MultiLength"/>
    <xs:attributeGroup ref="xhtml.CellHAlign.attrib"/>
  </xs:attributeGroup>

```



```

    <xs:attributeGroup ref="xhtml.CellVAlign.attrib"/>
</xs:attributeGroup>
<xs:group name="xhtml.colgroup.content">
  <xs:sequence>
    <xs:element name="col" type="xhtml.col.type" minOccurs="0" maxOccurs="unbounded"/>
  </xs:sequence>
</xs:group>
<xs:complexType name="xhtml.colgroup.type">
  <xs:group ref="xhtml.colgroup.content"/>
  <xs:attributeGroup ref="xhtml.colgroup.attlist"/>
</xs:complexType>
<xs:attributeGroup name="xhtml.tbody.attlist">
  <xs:attributeGroup ref="xhtml.Common.attrib"/>
  <xs:attributeGroup ref="xhtml.CellHAlign.attrib"/>
  <xs:attributeGroup ref="xhtml.CellVAlign.attrib"/>
</xs:attributeGroup>
<xs:group name="xhtml.tbody.content">
  <xs:sequence>
    <xs:element name="tr" type="xhtml.tr.type" maxOccurs="unbounded"/>
  </xs:sequence>
</xs:group>
<xs:complexType name="xhtml.tbody.type">
  <xs:group ref="xhtml.tbody.content"/>
  <xs:attributeGroup ref="xhtml.tbody.attlist"/>
</xs:complexType>
<xs:attributeGroup name="xhtml.tfoot.attlist">
  <xs:attributeGroup ref="xhtml.Common.attrib"/>
  <xs:attributeGroup ref="xhtml.CellHAlign.attrib"/>
  <xs:attributeGroup ref="xhtml.CellVAlign.attrib"/>
</xs:attributeGroup>
<xs:group name="xhtml.tfoot.content">
  <xs:sequence>
    <xs:element name="tr" type="xhtml.tr.type" maxOccurs="unbounded"/>
  </xs:sequence>
</xs:group>
<xs:complexType name="xhtml.tfoot.type">
  <xs:group ref="xhtml.tfoot.content"/>
  <xs:attributeGroup ref="xhtml.tfoot.attlist"/>
</xs:complexType>
<xs:attributeGroup name="xhtml.thead.attlist">
  <xs:attributeGroup ref="xhtml.Common.attrib"/>
  <xs:attributeGroup ref="xhtml.CellHAlign.attrib"/>
  <xs:attributeGroup ref="xhtml.CellVAlign.attrib"/>
</xs:attributeGroup>
<xs:group name="xhtml.thead.content">
  <xs:sequence>
    <xs:element name="tr" type="xhtml.tr.type" maxOccurs="unbounded"/>
  </xs:sequence>
</xs:group>
<xs:complexType name="xhtml.thead.type">
  <xs:group ref="xhtml.thead.content"/>
  <xs:attributeGroup ref="xhtml.thead.attlist"/>
</xs:complexType>
<xs:attributeGroup name="xhtml.caption.attlist">
  <xs:attributeGroup ref="xhtml.Common.attrib"/>
</xs:attributeGroup>
<xs:group name="xhtml.caption.content">
  <xs:sequence>
    <xs:group ref="xhtml.Inline.mix" minOccurs="0" maxOccurs="unbounded"/>
  </xs:sequence>
</xs:group>
<xs:complexType name="xhtml.caption.type" mixed="true">
  <xs:group ref="xhtml.caption.content"/>
  <xs:attributeGroup ref="xhtml.caption.attlist"/>
</xs:complexType>
<xs:attributeGroup name="xhtml.table.attlist">
  <xs:attributeGroup ref="xhtml.Common.attrib"/>
  <xs:attribute name="summary" type="xhtml:Text"/>
  <xs:attribute name="width" type="xhtml:Length"/>
  <xs:attribute name="border" type="xhtml:Pixels"/>
  <xs:attributeGroup ref="xhtml.frame.attrib"/>
  <xs:attributeGroup ref="xhtml.rules.attrib"/>
  <xs:attribute name="cellspacing" type="xhtml:Length"/>
  <xs:attribute name="cellpadding" type="xhtml:Length"/>
</xs:attributeGroup>
<xs:group name="xhtml.table.content">
  <xs:sequence>
    <xs:element name="caption" type="xhtml.caption.type" minOccurs="0"/>
    <xs:choice>
      <xs:element name="col" type="xhtml.col.type" minOccurs="0" maxOccurs="unbounded"/>
      <xs:element name="colgroup" type="xhtml.colgroup.type" minOccurs="0" maxOccurs="unbounded"/>
    </xs:choice>
    <xs:choice>
      <xs:sequence>
        <xs:element name="thead" type="xhtml.thead.type" minOccurs="0"/>
        <xs:element name="tfoot" type="xhtml.tfoot.type" minOccurs="0"/>
        <xs:element name="tbody" type="xhtml.tbody.type" maxOccurs="unbounded"/>
      </xs:sequence>
      <xs:choice>
        <xs:element name="tr" type="xhtml.tr.type" maxOccurs="unbounded"/>
      </xs:choice>
    </xs:choice>
  </xs:sequence>
</xs:group>

```

```

        </xs:choice>
    </xs:choice>
</xs:sequence>
</xs:group>
<xs:complexType name="xhtml.table.type">
  <xs:group ref="xhtml.table.content"/>
  <xs:attributeGroup ref="xhtml.table.attlist"/>
</xs:complexType>
</xs:schema>

```

## C.3.6. Image

You can download this file from <http://www.w3.org/MarkUp/SCHEMA/xhtml-image-1.xsd>.

```

<?xml version="1.0" encoding="UTF-8"?>
<xs:schema
  xmlns:xs="http://www.w3.org/2001/XMLSchema"
  elementFormDefault="qualified"
  xmlns:xh1ld="http://www.w3.org/1999/xhtml/datatypes/"
  >
  <xs:import namespace="http://www.w3.org/1999/xhtml/datatypes/"
    schemaLocation="xhtml-datatypes-1.xsd" />

  <xs:annotation>
    <xs:documentation>
      Images
      This is the XML Schema Images module for XHTML

      * img

      This module provides markup to support basic image embedding.

      To avoid problems with text-only UAs as well as to make
      image content understandable and navigable to users of
      non-visual UAs, you need to provide a description with
      the 'alt' attribute, and avoid server-side image maps.

      $Id: xhtml-image-1.xsd,v 1.2 2005/09/26 22:54:53 ahby Exp $
    </xs:documentation>
    <xs:documentation source="xhtml-copyright-1.xsd"/>
    <xs:documentation source="http://www.w3.org/TR/2001/REC-xhtml-modularization-20010410/abstract_modules.html#s_imagemodule"/>
  </xs:annotation>
  <xs:attributeGroup name="xhtml.img.attlist">
    <xs:attributeGroup ref="xhtml.Common.attrib"/>
    <xs:attribute name="src" type="xh1ld:URI" use="required"/>
    <xs:attribute name="alt" type="xh1ld:Text" use="required"/>
    <xs:attribute name="longdesc" type="xh1ld:URI"/>
    <xs:attribute name="height" type="xh1ld:Length"/>
    <xs:attribute name="width" type="xh1ld:Length"/>
  </xs:attributeGroup>
  <xs:group name="xhtml.img.content">
    <xs:sequence/>
  </xs:group>
  <xs:complexType name="xhtml.img.type">
    <xs:group ref="xhtml.img.content"/>
    <xs:attributeGroup ref="xhtml.img.attlist"/>
  </xs:complexType>
</xs:schema>

```

## C.3.7. Client-side Image Map

You can download this file from <http://www.w3.org/MarkUp/SCHEMA/xhtml-csismap-1.xsd>.

```

<?xml version="1.0" encoding="UTF-8"?>
<xs:schema
  xmlns:xs="http://www.w3.org/2001/XMLSchema"
  elementFormDefault="qualified"
  xmlns:xh1ld="http://www.w3.org/1999/xhtml/datatypes/"
  >
  <xs:import namespace="http://www.w3.org/1999/xhtml/datatypes/"
    schemaLocation="xhtml-datatypes-1.xsd" />

  <xs:annotation>
    <xs:documentation>
      Client-side Image Maps
      This is the XML Schema Client-side Image Maps module for XHTML

      * area, map

      This module declares elements and attributes to support client-side

```

```

image maps.

$Id: xhtml-csismap-1.xsd,v 1.2 2005/09/26 22:54:53 ahby Exp $
</xs:documentation>
  <xs:documentation source="xhtml-copyright-1.xsd"/>
  <xs:documentation source="http://www.w3.org/TR/2001/REC-xhtml-modularization-20010410/abstract_modules.html#s_imapmodule"/>
</xs:annotation>
<xs:simpleType name="xhtml.Shape.Datatype">
  <xs:restriction base="xs:NMTOKEN">
    <xs:enumeration value="rect"/>
    <xs:enumeration value="circle"/>
    <xs:enumeration value="poly"/>
    <xs:enumeration value="default"/>
  </xs:restriction>
</xs:simpleType>
<xs:simpleType name="xhtml.Coords.Datatype">
  <xs:restriction base="xh1ld:Text"/>
</xs:simpleType>
<!-- modify anchor attribute definition list -->
<xs:attributeGroup name="xhtml.a.csim.attlist">
  <xs:attribute name="shape" type="xhtml.Shape.Datatype" default="rect"/>
  <xs:attribute name="coords" type="xhtml.Coords.Datatype"/>
</xs:attributeGroup>
<!-- modify img attribute definition list -->
<xs:attributeGroup name="xhtml.img.csim.attlist">
  <xs:attribute name="usemap" type="xs:IDREF"/>
</xs:attributeGroup>
<!-- modify form input attribute definition list -->
<xs:attributeGroup name="xhtml.input.csim.attlist">
  <xs:attribute name="usemap" type="xs:IDREF"/>
</xs:attributeGroup>
<!-- modify object attribute definition list -->
<xs:attributeGroup name="xhtml.object.csim.attlist">
  <xs:attribute name="usemap" type="xs:IDREF"/>
</xs:attributeGroup>
<xs:attributeGroup name="xhtml.area.attlist">
  <xs:attributeGroup ref="xhtml.Common.attrib"/>
  <xs:attribute name="href" type="xh1ld:URI"/>
  <xs:attribute name="shape" type="xhtml.Shape.Datatype" default="rect"/>
  <xs:attribute name="coords" type="xhtml.Coords.Datatype"/>
  <xs:attribute name="nohref">
    <xs:simpleType>
      <xs:restriction base="xs:NMTOKEN">
        <xs:enumeration value="nohref"/>
      </xs:restriction>
    </xs:simpleType>
  </xs:attribute>
  <xs:attribute name="alt" type="xh1ld:Text" use="required"/>
  <xs:attribute name="tabindex" type="xh1ld:Number"/>
  <xs:attribute name="accesskey" type="xh1ld:Character"/>
</xs:attributeGroup>
<xs:group name="xhtml.area.content">
  <xs:sequence/>
</xs:group>
<xs:complexType name="xhtml.area.type">
  <xs:group ref="xhtml.area.content"/>
  <xs:attributeGroup ref="xhtml.area.attlist"/>
</xs:complexType>
<!-- map -->
<xs:attributeGroup name="xhtml.map.attlist">
  <xs:attribute name="id" type="xs:ID" use="required"/>
  <xs:attributeGroup ref="xhtml.class"/>
  <xs:attributeGroup ref="xhtml.title"/>
  <xs:attributeGroup ref="xhtml.Core.extra.attrib"/>
  <xs:attributeGroup ref="xhtml.I18n.attrib"/>
</xs:attributeGroup>
<xs:group name="xhtml.map.content">
  <xs:sequence>
    <xs:choice maxOccurs="unbounded">
      <xs:group ref="xhtml.Block.mix"/>
      <xs:element name="area" type="xhtml.area.type"/>
    </xs:choice>
  </xs:sequence>
</xs:group>
<xs:complexType name="xhtml.map.type">
  <xs:group ref="xhtml.map.content"/>
  <xs:attributeGroup ref="xhtml.map.attlist"/>
</xs:complexType>
</xs:schema>

```

## C.3.8. Server-side Image Map

You can download this file from <http://www.w3.org/MarkUp/SCHEMA/xhtml1-ssimap-1.xsd>.

```
<?xml version="1.0" encoding="UTF-8"?>
<xs:schema
  xmlns:xs="http://www.w3.org/2001/XMLSchema"
  elementFormDefault="qualified"
  xmlns:xhtml="http://www.w3.org/1999/xhtml/datatypes/"
  >
  <xs:import namespace="http://www.w3.org/1999/xhtml/datatypes/"
    schemaLocation="xhtml-datatypes-1.xsd" />
  <xs:annotation>
    <xs:documentation>
      This is the XML Schema Server-side Image Maps module for XHTML
      $Id: xhtml-ssimap-1.xsd,v 1.3 2005/09/26 22:54:53 ahby Exp $
    </xs:documentation>
  </xs:annotation>
  <xs:annotation>
    <xs:documentation source="xhtml-copyright-1.xsd"/>
  </xs:annotation>
  <xs:annotation>
    <xs:documentation>
      Server-side Image Maps

      This adds the 'ismap' attribute to the img element to
      support server-side processing of a user selection.
    </xs:documentation>
  </xs:annotation>
  <xs:documentation source="http://www.w3.org/TR/2001/REC-xhtml-modularization-20010410/abstract_modules.html#s_servermapmodule"/>
  </xs:annotation>
  <xs:attributeGroup name="xhtml.img.ssimap.attlist">
    <xs:attribute name="ismap">
      <xs:simpleType>
        <xs:restriction base="xs:NMTOKEN">
          <xs:enumeration value="ismap"/>
        </xs:restriction>
      </xs:simpleType>
    </xs:attribute>
  </xs:attributeGroup>
  <xs:attributeGroup name="xhtml.input.ssimap.attlist">
    <xs:attribute name="ismap">
      <xs:simpleType>
        <xs:restriction base="xs:NMTOKEN">
          <xs:enumeration value="ismap"/>
        </xs:restriction>
      </xs:simpleType>
    </xs:attribute>
  </xs:attributeGroup>
</xs:schema>
```

## C.3.9. Object

You can download this file from <http://www.w3.org/MarkUp/SCHEMA/xhtml1-object-1.xsd>.

```
<?xml version="1.0" encoding="UTF-8"?>
<xs:schema
  xmlns:xs="http://www.w3.org/2001/XMLSchema"
  elementFormDefault="qualified"
  xmlns:xhtml="http://www.w3.org/1999/xhtml/datatypes/"
  >
  <xs:import namespace="http://www.w3.org/1999/xhtml/datatypes/"
    schemaLocation="xhtml-datatypes-1.xsd" />
  <xs:annotation>
    <xs:documentation>
      This is the XML Schema Embedded Object module for XHTML
      $Id: xhtml-object-1.xsd,v 1.2 2005/09/26 22:54:53 ahby Exp $
    </xs:documentation>
  </xs:annotation>
  <xs:annotation>
    <xs:documentation source="xhtml-copyright-1.xsd"/>
  </xs:annotation>
  <xs:annotation>
    <xs:documentation>
      This module declares the object element type and its attributes,
      used to embed external objects as part of XHTML pages. In the
      document, place param elements prior to the object elements
      that require their content.

      Note that use of this module requires instantiation of the
      Param Element Module prior to this module.

      Elements defined here:

      * object (param)
    </xs:documentation>
  </xs:annotation>
  <xs:documentation source="http://www.w3.org/TR/2001/REC-xhtml-modularization-20010410/abstract_modules.html#s_objectmodule"/>
</xs:schema>
```

```

</xs:annotation>
<xs:include schemaLocation="xhtml-param-1.xsd">
  <xs:annotation>
    <xs:documentation>
      Param module

      Elements defined here:
      * param
    </xs:documentation>
  </xs:annotation>
</xs:include>
<xs:attributeGroup name="xhtml.object.attlist">
  <xs:attributeGroup ref="xhtml.Common.attrib"/>
  <xs:attribute name="declare">
    <xs:simpleType>
      <xs:restriction base="xs:NMTOKEN">
        <xs:enumeration value="declare"/>
      </xs:restriction>
    </xs:simpleType>
  </xs:attribute>
  <xs:attribute name="classid" type="xh1ld:URI"/>
  <xs:attribute name="codebase" type="xh1ld:URI"/>
  <xs:attribute name="data" type="xh1ld:URI"/>
  <xs:attribute name="type" type="xh1ld:ContentType"/>
  <xs:attribute name="codetype" type="xh1ld:ContentType"/>
  <xs:attribute name="archive" type="xh1ld:URIs"/>
  <xs:attribute name="standby" type="xh1ld:Text"/>
  <xs:attribute name="height" type="xh1ld:Length"/>
  <xs:attribute name="width" type="xh1ld:Length"/>
  <xs:attribute name="name" type="xh1ld:CDATA"/>
  <xs:attribute name="tabindex" type="xh1ld:Number"/>
</xs:attributeGroup>
<xs:group name="xhtml.object.content">
  <xs:sequence>
    <xs:choice minOccurs="0" maxOccurs="unbounded">
      <xs:element name="param" type="xhtml.param.type"/>
      <xs:group ref="xhtml.Flow.mix"/>
    </xs:choice>
  </xs:sequence>
</xs:group>
<xs:complexType name="xhtml.object.type" mixed="true">
  <xs:group ref="xhtml.object.content"/>
  <xs:attributeGroup ref="xhtml.object.attlist"/>
</xs:complexType>
</xs:schema>

```

## C.3.10. Frames

You can download this file from <http://www.w3.org/MarkUp/SCHEMA/xhtmll-frames-1.xsd>.

```

<?xml version="1.0" encoding="UTF-8"?>
<xs:schema
  xmlns:xs="http://www.w3.org/2001/XMLSchema"
  elementFormDefault="qualified"
  xmlns:xh1ld="http://www.w3.org/1999/xhtmll/datatypes/"
  >
  <xs:import namespace="http://www.w3.org/1999/xhtmll/datatypes/"
    schemaLocation="xhtml-datatypes-1.xsd" />
  <xs:annotation>
    <xs:documentation>
      This is the XML Schema Frames module for XHTML
      $Id: xhtml-frames-1.xsd,v 1.2 2005/09/26 22:54:53 ahby Exp $
    </xs:documentation>
    <xs:documentation source="xhtml-copyright-1.xsd"/>
  </xs:annotation>

  <xs:annotation>
    <xs:documentation>
      Frames

      * frameset, frame, noframes

      This module declares frame-related element types and attributes.
    </xs:documentation>
    <xs:documentation
      source="http://www.w3.org/TR/2001/REC-xhtml-modularization-20010410/abstract_modules.html#s_framesmodule"/>
  </xs:annotation>

  <xs:attributeGroup name="xhtml.frameset.attlist">
    <xs:attributeGroup ref="xhtml.Core.attrib"/>
    <xs:attribute name="rows" type="xh1ld:MultiLengths"/>

```

```

    <xs:attribute name="cols" type="xh1ld:MultiLengths"/>
  </xs:attributeGroup>

  <xs:group name="xhtml.frameset.content">
    <xs:sequence>
      <xs:choice minOccurs="1" maxOccurs="unbounded">
        <xs:element ref="frameset"/>
        <xs:element ref="frame"/>
      </xs:choice>
      <xs:element ref="noframes" minOccurs="0" maxOccurs="1"/>
    </xs:sequence>
  </xs:group>

  <xs:complexType name="xhtml.frameset.type" mixed="true">
    <xs:group ref="xhtml.frameset.content"/>
    <xs:attributeGroup ref="xhtml.frameset.attlist"/>
  </xs:complexType>

  <!--
    reserved frame names start with "_"
    otherwise starts with letter
  -->
  <xs:attributeGroup name="xhtml.frame.attlist">
    <xs:attributeGroup ref="xhtml.Core.attrib"/>
    <xs:attribute name="longdesc" type="xh1ld:URI"/>
    <xs:attribute name="src" type="xh1ld:URI"/>
    <xs:attribute name="frameborder" default="1">
      <xs:simpleType>
        <xs:restriction base="xs:nonNegativeInteger">
          <xs:enumeration value="1"/>
          <xs:enumeration value="0"/>
        </xs:restriction>
      </xs:simpleType>
    </xs:attribute>
    <xs:attribute name="marginwidth" type="xh1ld:Pixels"/>
    <xs:attribute name="marginheight" type="xh1ld:Pixels"/>
    <xs:attribute name="noresize">
      <xs:simpleType>
        <xs:restriction base="xs:NMTOKEN">
          <xs:enumeration value="noresize"/>
        </xs:restriction>
      </xs:simpleType>
    </xs:attribute>
    <xs:attribute name="scrolling" default="auto">
      <xs:simpleType>
        <xs:restriction base="xs:NMTOKEN">
          <xs:enumeration value="yes"/>
          <xs:enumeration value="no"/>
          <xs:enumeration value="auto"/>
        </xs:restriction>
      </xs:simpleType>
    </xs:attribute>
  </xs:attributeGroup>

  <xs:group name="xhtml.frame.content">
    <xs:sequence/>
  </xs:group>

  <xs:complexType name="xhtml.frame.type">
    <xs:group ref="xhtml.frame.content"/>
    <xs:attributeGroup ref="xhtml.frame.attlist"/>
  </xs:complexType>

  <!--
  noframes
  -->
  <xs:group name="xhtml.noframes.content">
    <xs:sequence>
      <xs:element ref="body"/>
    </xs:sequence>
  </xs:group>

  <xs:attributeGroup name="xhtml.noframes.attlist">
    <xs:attributeGroup ref="xhtml.Common.attrib"/>
  </xs:attributeGroup>

  <xs:complexType name="xhtml.noframes.type" mixed="true">
    <xs:group ref="xhtml.noframes.content"/>

```

```

    <xs:attributeGroup ref="xhtml.noframes.attlist"/>
  </xs:complexType>

</xs:schema>

```

## C.3.11. Target

You can download this file from <http://www.w3.org/Markup/SCHEMA/xhtml-target-1.xsd>.

```

<?xml version="1.0" encoding="UTF-8"?>
<xs:schema
  xmlns:xs="http://www.w3.org/2001/XMLSchema"
  elementFormDefault="qualified"
  xmlns:xh1ld="http://www.w3.org/1999/xhtml/datatypes/"
  >
  <xs:import namespace="http://www.w3.org/1999/xhtml/datatypes/"
    schemaLocation="xhtml-datatypes-1.xsd" />
  <xs:annotation>
    <xs:documentation>
      This is the XML Schema Target module for XHTML
      $Id: xhtml-target-1.xsd,v 1.3 2007/04/03 18:27:01 ahby Exp $
    </xs:documentation>
    <xs:documentation source="xhtml-copyright-1.xsd"/>
  </xs:annotation>

  <xs:annotation>
    <xs:documentation>
      Target

      * target

      This module declares the 'target' attribute used for opening windows
    </xs:documentation>
    <xs:documentation
      source="http://www.w3.org/TR/2001/REC-xhtml-modularization-20010410/abstract_modules.html#s_targetmodule"/>
  </xs:annotation>

  <xs:attributeGroup name="xhtml.base.target.attlist">
    <xs:attribute name="target" type="xh1ld:FrameTarget"/>
  </xs:attributeGroup>

  <xs:attributeGroup name="xhtml.form.target.attlist">
    <xs:attribute name="target" type="xh1ld:FrameTarget"/>
  </xs:attributeGroup>

  <xs:attributeGroup name="xhtml.link.target.attlist">
    <xs:attribute name="target" type="xh1ld:FrameTarget"/>
  </xs:attributeGroup>

  <xs:attributeGroup name="xhtml.area.target.attlist">
    <xs:attribute name="target" type="xh1ld:FrameTarget"/>
  </xs:attributeGroup>

  <xs:attributeGroup name="xhtml.a.target.attlist">
    <xs:attribute name="target" type="xh1ld:FrameTarget"/>
  </xs:attributeGroup>

</xs:schema>

```

## C.3.12. Iframe

You can download this file from <http://www.w3.org/Markup/SCHEMA/xhtml-iframe-1.xsd>.

```

<?xml version="1.0" encoding="UTF-8"?>
<xs:schema
  xmlns:xs="http://www.w3.org/2001/XMLSchema"
  elementFormDefault="qualified"
  xmlns:xh1ld="http://www.w3.org/1999/xhtml/datatypes/"
  >
  <xs:import namespace="http://www.w3.org/1999/xhtml/datatypes/"
    schemaLocation="xhtml-datatypes-1.xsd" />
  <xs:annotation>

```

```

<xs:documentation>
  This is the XML Schema Inline Frame Element module for XHTML
  $Id: xhtml-iframe-1.xsd,v 1.2 2005/09/26 22:54:53 ahby Exp $
</xs:documentation>
<xs:documentation source="xhtml-copyright-1.xsd"/>
</xs:annotation>

<xs:annotation>
<xs:documentation>
  Inline Frames

  * iframe

  This module declares the iframe element type and its attributes,
  used to create an inline frame within a document.
</xs:documentation>
<xs:documentation
  source="http://www.w3.org/TR/2001/REC-xhtml-modularization-20010410/abstract_modules.html#s_iframemodule"/>
</xs:annotation>

<xs:attributeGroup name="xhtml.iframe.attlist">
<xs:attributeGroup ref="xhtml.Core.attrib"/>
<xs:attribute name="longdesc" type="xh1ld:URI"/>
<xs:attribute name="src" type="xh1ld:URI"/>
<xs:attribute name="frameborder" default="1">
  <xs:simpleType>
    <xs:restriction base="xs:nonNegativeInteger">
      <xs:enumeration value="1"/>
      <xs:enumeration value="0"/>
    </xs:restriction>
  </xs:simpleType>
</xs:attribute>
<xs:attribute name="marginwidth" type="xh1ld:Pixels"/>
<xs:attribute name="marginheight" type="xh1ld:Pixels"/>
<xs:attribute name="scrolling" default="auto">
  <xs:simpleType>
    <xs:restriction base="xs:NMTOKEN">
      <xs:enumeration value="yes"/>
      <xs:enumeration value="no"/>
      <xs:enumeration value="auto"/>
    </xs:restriction>
  </xs:simpleType>
</xs:attribute>
<xs:attribute name="height" type="xh1ld:Length"/>
<xs:attribute name="width" type="xh1ld:Length"/>
</xs:attributeGroup>

<xs:group name="xhtml.iframe.content">
  <xs:sequence>
    <xs:group ref="xhtml.Flow.mix" minOccurs="0" maxOccurs="unbounded"/>
  </xs:sequence>
</xs:group>

<xs:complexType name="xhtml.iframe.type" mixed="true">
  <xs:group ref="xhtml.iframe.content"/>
  <xs:attributeGroup ref="xhtml.iframe.attlist"/>
</xs:complexType>

</xs:schema>

```

## C.3.13. Intrinsic Events

You can download this file from <http://www.w3.org/MarkUp/SCHEMA/xhtml-events-1.xsd>.

```

<?xml version="1.0" encoding="UTF-8"?>
<xs:schema
  xmlns:xs="http://www.w3.org/2001/XMLSchema"
  elementFormDefault="qualified"
  xmlns:xh1ld="http://www.w3.org/1999/xhtml/datatypes/"
  >
  <xs:import namespace="http://www.w3.org/1999/xhtml/datatypes/"
    schemaLocation="xhtml-datatypes-1.xsd" />

  <xs:annotation>
    <xs:documentation>
      This is the XML Schema Intrinsic Events module for XHTML
      $Id: xhtml-events-1.xsd,v 1.4 2005/09/26 22:54:53 ahby Exp $
    </xs:documentation>

```



```

1 <xs:documentation source="xhtml-copyright-1.xsd"/>
</xs:annotation>
<xs:annotation>
  <xs:documentation>
    Intrinsic Event Attributes
    These are the event attributes defined in HTML 4,
    Section 18.2.3 "Intrinsic Events".
  </xs:documentation>
  <xs:documentation source="http://www.w3.org/TR/2001/REC-xhtml-modularization-20010410/abstract_modules.html#s_intrinsiceventsmodule"/>
</xs:annotation>
<xs:attributeGroup name="xhtml.Events.attrib">
  <xs:attribute name="onclick" type="xh1ld:Script"/>
  <xs:attribute name="ondblclick" type="xh1ld:Script"/>
  <xs:attribute name="onmousedown" type="xh1ld:Script"/>
  <xs:attribute name="onmouseup" type="xh1ld:Script"/>
  <xs:attribute name="onmouseover" type="xh1ld:Script"/>
  <xs:attribute name="onmousemove" type="xh1ld:Script"/>
  <xs:attribute name="onmouseout" type="xh1ld:Script"/>
  <xs:attribute name="onkeypress" type="xh1ld:Script"/>
  <xs:attribute name="onkeydown" type="xh1ld:Script"/>
  <xs:attribute name="onkeyup" type="xh1ld:Script"/>
</xs:attributeGroup>
<!--
additional attributes on anchor element
-->
<xs:attributeGroup name="xhtml.a.events.attlist">
  <xs:attribute name="onfocus" type="xh1ld:Script"/>
  <xs:attribute name="onblur" type="xh1ld:Script"/>
</xs:attributeGroup>
<!--
additional attributes on form element
-->
<xs:attributeGroup name="xhtml.form.events.attlist">
  <xs:attribute name="onsubmit" type="xh1ld:Script"/>
  <xs:attribute name="onreset" type="xh1ld:Script"/>
</xs:attributeGroup>
<!--
additional attributes on label element
-->
<xs:attributeGroup name="xhtml.label.events.attlist">
  <xs:attribute name="onfocus" type="xh1ld:Script"/>
  <xs:attribute name="onblur" type="xh1ld:Script"/>
</xs:attributeGroup>
<!--
additional attributes on input element
-->
<xs:attributeGroup name="xhtml.input.events.attlist">
  <xs:attribute name="onfocus" type="xh1ld:Script"/>
  <xs:attribute name="onblur" type="xh1ld:Script"/>
  <xs:attribute name="onselect" type="xh1ld:Script"/>
  <xs:attribute name="onchange" type="xh1ld:Script"/>
</xs:attributeGroup>
<!--
additional attributes on select element
-->
<xs:attributeGroup name="xhtml.select.events.attlist">
  <xs:attribute name="onfocus" type="xh1ld:Script"/>
  <xs:attribute name="onblur" type="xh1ld:Script"/>
  <xs:attribute name="onchange" type="xh1ld:Script"/>
</xs:attributeGroup>
<!--
additional attributes on textarea element
-->
<xs:attributeGroup name="xhtml.textarea.events.attlist">
  <xs:attribute name="onfocus" type="xh1ld:Script"/>
  <xs:attribute name="onblur" type="xh1ld:Script"/>
  <xs:attribute name="onselect" type="xh1ld:Script"/>
  <xs:attribute name="onchange" type="xh1ld:Script"/>
</xs:attributeGroup>
<!--
additional attributes on button element
-->
<xs:attributeGroup name="xhtml.button.events.attlist">
  <xs:attribute name="onfocus" type="xh1ld:Script"/>
  <xs:attribute name="onblur" type="xh1ld:Script"/>
</xs:attributeGroup>
<!--
additional attributes on body element
-->
<xs:attributeGroup name="xhtml.body.events.attlist">
  <xs:attribute name="onload" type="xh1ld:Script"/>
  <xs:attribute name="onunload" type="xh1ld:Script"/>
</xs:attributeGroup>
<!--
additional attributes on area element
-->
<xs:attributeGroup name="xhtml.area.events.attlist">
  <xs:attribute name="onfocus" type="xh1ld:Script"/>
  <xs:attribute name="onblur" type="xh1ld:Script"/>
</xs:attributeGroup>
<!--
Global Events Attributes
-->
<xs:attribute name="onclick" type="xh1ld:Script"/>
<xs:attribute name="ondblclick" type="xh1ld:Script"/>
<xs:attribute name="onmousedown" type="xh1ld:Script"/>
<xs:attribute name="onmouseup" type="xh1ld:Script"/>

```

```

<xs:attribute name="onmouseover" type="xh1ld:Script"/>
<xs:attribute name="onmousemove" type="xh1ld:Script"/>
<xs:attribute name="onmouseout" type="xh1ld:Script"/>
<xs:attribute name="onkeypress" type="xh1ld:Script"/>
<xs:attribute name="onkeydown" type="xh1ld:Script"/>
<xs:attribute name="onkeyup" type="xh1ld:Script"/>
<xs:attributeGroup name="xhtml.Global.events.attrib">
  <xs:attribute ref="onclick"/>
  <xs:attribute ref="ondblclick"/>
  <xs:attribute ref="onmousedown"/>
  <xs:attribute ref="onmouseup"/>
  <xs:attribute ref="onmouseover"/>
  <xs:attribute ref="onmousemove"/>
  <xs:attribute ref="onmouseout"/>
  <xs:attribute ref="onkeypress"/>
  <xs:attribute ref="onkeydown"/>
  <xs:attribute ref="onkeyup"/>
</xs:attributeGroup>
</xs:schema>

```

## C.3.14. Metainformation

You can download this file from <http://www.w3.org/MarkUp/SCHEMA/xhtmll-meta-1.xsd>.

```

<?xml version="1.0" encoding="UTF-8"?>
<xs:schema
  xmlns:xs="http://www.w3.org/2001/XMLSchema"
  elementFormDefault="qualified"
  xmlns:xh1ld="http://www.w3.org/1999/xhtmll/datatypes/"
  >
  <xs:import namespace="http://www.w3.org/1999/xhtmll/datatypes/"
    schemaLocation="xhtml-datatypes-1.xsd" />

  <xs:annotation>
    <xs:documentation>
      This is the XML Schema Metainformation module for XHTML
      $Id: xhtml-meta-1.xsd,v 1.2 2005/09/26 22:54:53 abhy Exp $
    </xs:documentation>
    <xs:documentation source="xhtml-copyright-1.xsd"/>
  </xs:annotation>
  <xs:annotation>
    <xs:documentation>
      Meta Information
    </xs:documentation>
  </xs:annotation>

  * meta

  This module declares the meta element type and its attributes,
  used to provide declarative document metainformation.
  </xs:documentation>
  <xs:documentation source="http://www.w3.org/TR/2001/REC-xhtml-modularization-20010410/abstract_modules.html#s_metamodule"/>
  </xs:annotation>
  <xs:attributeGroup name="xhtml.meta.attlist">
    <xs:attributeGroup ref="xhtml.I18n.attrib"/>
    <xs:attribute name="http-equiv" type="xs:NMTOKEN"/>
    <xs:attribute name="name" type="xs:NMTOKEN"/>
    <xs:attribute name="content" type="xh1ld:CDATA" use="required"/>
    <xs:attribute name="scheme" type="xh1ld:CDATA"/>
  </xs:attributeGroup>
  <xs:group name="xhtml.meta.content">
    <xs:sequence/>
  </xs:group>
  <xs:complexType name="xhtml.meta.type">
    <xs:group ref="xhtml.meta.content"/>
    <xs:attributeGroup ref="xhtml.meta.attlist"/>
  </xs:complexType>
</xs:schema>

```

## C.3.15. Scripting

You can download this file from <http://www.w3.org/MarkUp/SCHEMA/xhtmll-script-1.xsd>.

```

<?xml version="1.0" encoding="UTF-8"?>
<xs:schema
  xmlns:xs="http://www.w3.org/2001/XMLSchema"
  elementFormDefault="qualified"
  xmlns:xh1ld="http://www.w3.org/1999/xhtmll/datatypes/"
  >
  <xs:import namespace="http://www.w3.org/1999/xhtmll/datatypes/"
    schemaLocation="xhtml-datatypes-1.xsd" />
  <xs:annotation>
    <xs:documentation>
      This is the XML Schema Scripting module for XHTML
    </xs:documentation>
  </xs:annotation>

```

```

    $Id: xhtml-script-1.xsd,v 1.5 2006/09/11 08:50:41 ahby Exp $
  </xs:documentation>
  <xs:documentation source="xhtml-copyright-1.xsd"/>
</xs:annotation>
<xs:annotation>
  <xs:documentation>
    Scripting

    * script, noscript

    This module declares element types and attributes used to provide
    support for executable scripts as well as an alternate content
    container where scripts are not supported.
  </xs:documentation>
  <xs:documentation source="http://www.w3.org/TR/2001/REC-xhtml-modularization-20010410/abstract_modules.html#s_scriptmodule"/>
</xs:annotation>
<xs:import namespace="http://www.w3.org/XML/1998/namespace"
  schemaLocation="http://www.w3.org/2001/xml.xsd">
  <xs:annotation>
    <xs:documentation>
      This import brings in the XML namespace attributes
      The module itself does not provide the schemaLocation
      and expects the driver schema to provide the
      actual SchemaLocation.
    </xs:documentation>
  </xs:annotation>
</xs:import>
<xs:attributeGroup name="xhtml.script.attlist">
  <xs:attributeGroup ref="xhtml.id"/>
  <xs:attribute name="charset" type="xh1ld:Charset"/>
  <xs:attribute name="type" type="xh1ld:ContentType" use="required"/>
  <xs:attribute name="src" type="xh1ld:URI"/>
  <xs:attribute name="defer">
    <xs:simpleType>
      <xs:restriction base="xs:NMTOKEN">
        <xs:enumeration value="defer"/>
      </xs:restriction>
    </xs:simpleType>
  </xs:attribute>
</xs:attributeGroup>
<xs:group name="xhtml.script.content">
  <xs:sequence/>
</xs:group>
<xs:complexType name="xhtml.script.type" mixed="true">
  <xs:group ref="xhtml.script.content"/>
  <xs:attributeGroup ref="xhtml.script.attlist"/>
</xs:complexType>
<xs:attributeGroup name="xhtml.noscript.attlist">
  <xs:attributeGroup ref="xhtml.Common.attrib"/>
</xs:attributeGroup>
<xs:group name="xhtml.noscript.content">
  <xs:sequence>
    <xs:group ref="xhtml.Block.mix" maxOccurs="unbounded"/>
  </xs:sequence>
</xs:group>
<xs:complexType name="xhtml.noscript.type">
  <xs:group ref="xhtml.noscript.content"/>
  <xs:attributeGroup ref="xhtml.noscript.attlist"/>
</xs:complexType>
</xs:schema>

```

## C.3.16. Style Sheet

You can download this file from <http://www.w3.org/MarkUp/SCHEMA/xhtmll-style-1.xsd>.

```

<?xml version="1.0" encoding="UTF-8"?>
<xs:schema
  xmlns:xs="http://www.w3.org/2001/XMLSchema"
  elementFormDefault="qualified"
  xmlns:xh1ld="http://www.w3.org/1999/xhtmll/datatypes/"
  >
  <xs:import namespace="http://www.w3.org/1999/xhtmll/datatypes/"
    schemaLocation="xhtml-datatypes-1.xsd" />

  <xs:annotation>
    <xs:documentation>
      This is the XML Schema Stylesheets module for XHTML
      $Id: xhtml-style-1.xsd,v 1.5 2006/09/11 10:14:57 ahby Exp $
    </xs:documentation>
    <xs:documentation source="xhtml-copyright-1.xsd"/>
  </xs:annotation>
  <xs:annotation>
    <xs:documentation>
      Stylesheets

      * style

```

```

This module declares the style element type and its attributes,
used to embed stylesheet information in the document head element.
</xs:documentation>
  <xs:documentation source="http://www.w3.org/TR/2001/REC-xhtml-modularization-20010410/abstract_modules.html#s_stylemodule"/>
</xs:annotation>
<xs:import namespace="http://www.w3.org/XML/1998/namespace"
  schemaLocation="http://www.w3.org/2001/xml.xsd">
  <xs:annotation>
    <xs:documentation>
      This import brings in the XML namespace attributes
      The module itself does not provide the schemaLocation
      and expects the driver schema to provide the
      actual SchemaLocation.
    </xs:documentation>
  </xs:annotation>
</xs:import>
<xs:attributeGroup name="xhtml.style.attlist">
  <xs:attributeGroup ref="xhtml.id"/>
  <xs:attributeGroup ref="xhtml.title"/>
  <xs:attributeGroup ref="xhtml.I18n.attrib"/>
  <xs:attribute name="type" type="xh1ld:ContentType" use="required"/>
  <xs:attribute name="media" type="xh1ld:MediaDesc"/>
</xs:attributeGroup>
<xs:group name="xhtml.style.content">
  <xs:sequence/>
</xs:group>
<xs:complexType name="xhtml.style.type" mixed="true">
  <xs:group ref="xhtml.style.content"/>
  <xs:attributeGroup ref="xhtml.style.attlist"/>
</xs:complexType>
</xs:schema>

```

## C.3.17. Style Attribute

You can download this file from <http://www.w3.org/MarkUp/SCHEMA/xhtmll-inlstyle-1.xsd>.

```

<?xml version="1.0" encoding="UTF-8"?>
<xs:schema
  xmlns:xs="http://www.w3.org/2001/XMLSchema"
  elementFormDefault="qualified"
  xmlns:xh1ld="http://www.w3.org/1999/xhtmll/datatypes/"
  >
  <xs:import namespace="http://www.w3.org/1999/xhtmll/datatypes/"
    schemaLocation="xhtml-datatypes-1.xsd" />
  <xs:annotation>
    <xs:documentation>
      Inline Style module
      This is the XML Schema Inline Style module for XHTML

      * styleoe attribute

      This module declares the 'style' attribute, used to support inline
      style markup.

      $Id: xhtml-inlstyle-1.xsd,v 1.2 2005/09/26 22:54:53 ahby Exp $
    </xs:documentation>
    <xs:documentation source="xhtml-copyright-1.xsd"/>
    <xs:documentation source="http://www.w3.org/TR/2001/REC-xhtml-modularization-20010410/abstract_modules.html#s_styleattributemodule"/>
  </xs:annotation>
  <xs:attributeGroup name="xhtml.style.attrib">
    <xs:attribute name="style" type="xh1ld:CDATA"/>
  </xs:attributeGroup>
</xs:schema>

```

## C.3.18. Link

You can download this file from <http://www.w3.org/MarkUp/SCHEMA/xhtmll-link-1.xsd>.

```

<?xml version="1.0" encoding="UTF-8"?>
<xs:schema
  xmlns:xs="http://www.w3.org/2001/XMLSchema"
  elementFormDefault="qualified"
  xmlns:xh1ld="http://www.w3.org/1999/xhtmll/datatypes/"
  >
  <xs:import namespace="http://www.w3.org/1999/xhtmll/datatypes/"
    schemaLocation="xhtml-datatypes-1.xsd" />
  <xs:annotation>
    <xs:documentation>
      This is the XML Schema Link Element module for XHTML
      $Id: xhtml-link-1.xsd,v 1.2 2005/09/26 22:54:53 ahby Exp $
    </xs:documentation>
    <xs:documentation source="xhtml-copyright-1.xsd"/>
  </xs:annotation>

```

```

</xs:annotation>
<xs:annotation>
  <xs:documentation>
    Link element

    * link

    This module declares the link element type and its attributes,
    which could (in principle) be used to define document-level links
    to external resources.
  </xs:documentation>
  <xs:documentation source="http://www.w3.org/TR/2001/REC-xhtml-modularization-20010410/abstract_modules.html#s_linkmodule"/>
</xs:annotation>
<xs:attributeGroup name="xhtml.link.attlist">
  <xs:attributeGroup ref="xhtml.Common.attrib"/>
  <xs:attribute name="charset" type="xh1ld:Charset"/>
  <xs:attribute name="href" type="xh1ld:URI"/>
  <xs:attribute name="hreflang" type="xh1ld:LanguageCode"/>
  <xs:attribute name="type" type="xh1ld:ContentType"/>
  <xs:attribute name="rel" type="xh1ld:LinkTypes"/>
  <xs:attribute name="rev" type="xh1ld:LinkTypes"/>
  <xs:attribute name="media" type="xh1ld:MediaDesc"/>
</xs:attributeGroup>
<xs:group name="xhtml.link.content">
  <xs:sequence/>
</xs:group>
<xs:complexType name="xhtml.link.type">
  <xs:group ref="xhtml.link.content"/>
  <xs:attributeGroup ref="xhtml.link.attlist"/>
</xs:complexType>
</xs:schema>

```

## C.3.19. Base

You can download this file from <http://www.w3.org/MarkUp/SCHEMA/xhtmll-base-1.xsd>.

```

<?xml version="1.0" encoding="UTF-8"?>
<xs:schema
  xmlns:xs="http://www.w3.org/2001/XMLSchema"
  elementFormDefault="qualified"
  xmlns:xh1ld="http://www.w3.org/1999/xhtmll/datatypes/"
  >
  <xs:import namespace="http://www.w3.org/1999/xhtmll/datatypes/"
    schemaLocation="xhtml-datatypes-1.xsd" />

  <xs:annotation>
    <xs:documentation>
      Base element
      This is the XML Schema Base Element module for XHTML

      * base

      This module declares the base element type and its attributes,
      used to define a base URI against which relative URIs in the
      document will be resolved.

      $Id: xhtml-base-1.xsd,v 1.2 2005/09/26 22:54:53 ahby Exp $
    </xs:documentation>
    <xs:documentation source="xhtml-copyright-1.xsd"/>
    <xs:documentation source="http://www.w3.org/TR/2001/REC-xhtml-modularization-20010410/abstract_modules.html#s_basemodule"/>
  </xs:annotation>
  <xs:attributeGroup name="xhtml.base.attlist">
    <xs:attribute name="href" type="xh1ld:URI" use="required"/>
  </xs:attributeGroup>
  <xs:group name="xhtml.base.content">
    <xs:sequence/>
  </xs:group>
  <xs:complexType name="xhtml.base.type">
    <xs:group ref="xhtml.base.content"/>
    <xs:attributeGroup ref="xhtml.base.attlist"/>
  </xs:complexType>
</xs:schema>

```

## C.3.20. Name Identification

You can download this file from <http://www.w3.org/MarkUp/SCHEMA/xhtmll-nameident-1.xsd>.

```

<?xml version="1.0" encoding="UTF-8"?>
<xs:schema
  xmlns:xs="http://www.w3.org/2001/XMLSchema"
  elementFormDefault="qualified"
  xmlns:xhtml="http://www.w3.org/1999/xhtml/datatypes/"
>
  <xs:import namespace="http://www.w3.org/1999/xhtml/datatypes/"
    schemaLocation="xhtml-datatypes-1.xsd" />
  <xs:annotation>
    <xs:documentation>
      This is the XML Schema Name Identifier module for XHTML
      $Id: xhtml-nameident-1.xsd,v 1.2 2005/09/26 22:54:53 ahby Exp $
    </xs:documentation>
    <xs:documentation source="xhtml-copyright-1.xsd"/>
  </xs:annotation>

  <xs:annotation>
    <xs:documentation>
      Name Identifier

      * 'name' attribute on form, img, a, map, applet, frame, iframe

      This module declares the 'name' attribute on element types when
      it is used as a node identifier for legacy linking and scripting
      support. This does not include those instances when 'name' is used
      as a container for form control, property or metainformation names.

      This module should be instantiated following all modules it modifies.
    </xs:documentation>
    <xs:documentation
      source="http://www.w3.org/TR/2001/REC-xhtml-modularization-20010410/abstract_modules.html#s_nameidentmodule"/>
  </xs:annotation>

  <xs:attributeGroup name="xhtml.form.name.attlist">
    <xs:attribute name="name" type="xhtml:CDATA"/>
  </xs:attributeGroup>

  <xs:attributeGroup name="xhtml.img.name.attlist">
    <xs:attribute name="name" type="xhtml:CDATA"/>
  </xs:attributeGroup>

  <xs:attributeGroup name="xhtml.a.name.attlist">
    <xs:attribute name="name" type="xhtml:CDATA"/>
  </xs:attributeGroup>

  <xs:attributeGroup name="xhtml.map.name.attlist">
    <xs:attribute name="name" type="xhtml:CDATA"/>
  </xs:attributeGroup>

  <xs:attributeGroup name="xhtml.applet.name.attlist">
    <xs:attribute name="name" type="xhtml:CDATA"/>
  </xs:attributeGroup>

  <xs:attributeGroup name="xhtml.frame.name.attlist">
    <xs:attribute name="name" type="xhtml:CDATA"/>
  </xs:attributeGroup>

  <xs:attributeGroup name="xhtml.iframe.name.attlist">
    <xs:attribute name="name" type="xhtml:CDATA"/>
  </xs:attributeGroup>

</xs:schema>

```

## C.3.21. Legacy

You can download this file from <http://www.w3.org/MarkUp/SCHEMA/xhtml-legacy-1.xsd>.

```

<?xml version="1.0" encoding="UTF-8"?>
<xs:schema
  xmlns:xs="http://www.w3.org/2001/XMLSchema"
  elementFormDefault="qualified"
  xmlns:xhtml="http://www.w3.org/1999/xhtml/datatypes/"
>
  <xs:import namespace="http://www.w3.org/1999/xhtml/datatypes/"
    schemaLocation="xhtml-datatypes-1.xsd" />
  <xs:annotation>

```

```

<xs:documentation>
  This is the XML Schema Module for HTML Legacy Markup

  font, basefont, center, s, strike, u,
  dir, menu, isindex
  (plus additional datatypes and legacy attributes)

  This optional module declares additional markup for simple
  presentation-related markup based on features found in the
  HTML 4 Transitional and Frameset DTDs.

  The legacy module also include frames module, iframe module
  and target module. (Note: This module expects find the schema files
  of that declare these module)

  Elements/Attributes defined in frame, iframe and targer modules are

    * frameset, frame, noframes, att:target, iframe

  $Id: xhtml-legacy-1.xsd,v 1.2 2005/09/26 22:54:53 ahby Exp $
</xs:documentation>
<xs:documentation source="xhtml-copyright-1.xsd"/>
<xs:documentation
  source="http://www.w3.org/TR/2001/REC-xhtml-modularization-20010410/abstract_modules.html#s_legacymodule"/>
<xs:documentation
  source="http://www.w3.org/TR/2001/REC-xhtml-modularization-20010410/abstract_modules.html#s_framesmodule"/>
<xs:documentation
  source="http://www.w3.org/TR/2001/REC-xhtml-modularization-20010410/abstract_modules.html#s_targetmodule"/>
<xs:documentation
  source="http://www.w3.org/TR/2001/REC-xhtml-modularization-20010410/abstract_modules.html#s_iframemodule"/>
</xs:annotation>

<xs:include schemaLocation="xhtml-misc-1.xsd">
  <xs:annotation>
    <xs:documentation>
      Miscellaneous module
      Attributes defined here:

        * font, basefont, center, s, strike, u, dir, menu, isindex
          (plus additional datatypes and attributes)

    </xs:documentation>
  </xs:annotation>
</xs:include>

<xs:include schemaLocation="xhtml-frames-1.xsd">
  <xs:annotation>
    <xs:documentation>
      Frames module

      Elements defined here:

        * frameset, frame, noframes
    </xs:documentation>
  <xs:documentation
    source="http://www.w3.org/TR/2001/REC-xhtml-modularization-20010410/abstract_modules.html#s_framesmodule"/>
  </xs:annotation>
</xs:include>

<xs:include schemaLocation="xhtml-target-1.xsd">
  <xs:annotation>
    <xs:documentation>
      Target module

      Attributes defined here:

        * target
    </xs:documentation>
  <xs:documentation
    source="http://www.w3.org/TR/2001/REC-xhtml-modularization-20010410/abstract_modules.html#s_targetmodule"/>
  </xs:annotation>
</xs:include>

<xs:include schemaLocation="xhtml-iframe-1.xsd">
  <xs:annotation>
    <xs:documentation>
      Iframe module

```

```

    Elements defined here:

    * iframe
  </xs:documentation>
  <xs:documentation
    source="http://www.w3.org/TR/2001/REC-xhtml-modularization-20010410/abstract_modules.html#s_iframemodule"/>
  </xs:annotation>
</xs:include>

</xs:schema>

```

## C.3.22. Ruby

You can download this file from <http://www.w3.org/MarkUp/SCHEMA/xhtml-ruby-1.xsd>.

```

<?xml version="1.0" encoding="UTF-8"?>
<xs:schema
  xmlns:xs="http://www.w3.org/2001/XMLSchema"
  elementFormDefault="qualified"
  xmlns:xhtml="http://www.w3.org/1999/xhtml/datatypes/"
>
  <xs:import namespace="http://www.w3.org/1999/xhtml/datatypes/"
    schemaLocation="xhtml-datatypes-1.xsd" />
  <xs:annotation>
    <xs:documentation>
      This is the Ruby module for XHTML
      $Id: xhtml-ruby-1.xsd,v 1.6 2005/09/26 22:54:53 ahby Exp $
    </xs:documentation>
    <xs:documentation source="xhtml-copyright-1.xsd"/>
  </xs:annotation>

  <xs:annotation>
    <xs:documentation>
      "Ruby" are short runs of text alongside the base text, typically
      used in East Asian documents to indicate pronunciation or to
      provide a short annotation. The full specification for Ruby is here:

      http://www.w3.org/TR/2001/REC-ruby-20010531/

      This module defines "Ruby " or "complex Ruby" as described
      in the specification:

      http://www.w3.org/TR/2001/REC-ruby-20010531/#complex

      Simple or Basic Ruby are defined in a separate module.

      This module declares the elements and their attributes used to
      support complex ruby annotation markup. Elements defined here
      * ruby, rbc, rtc, rb, rt, rp

      This module expects the document model to define the
      following content models
      + InlNoRuby.mix
    </xs:documentation>
  <xs:documentation
    source="http://www.w3.org/TR/2001/REC-ruby-20010531/" />
</xs:annotation>

```



```

<xs:group name="xhtml.ruby.content.simple">
  <xs:sequence>
    <xs:element ref="rb"/>
    <xs:choice>
      <xs:element ref="rt"/>
      <xs:sequence>
        <xs:element ref="rp"/>
        <xs:element ref="rt"/>
        <xs:element ref="rp"/>
      </xs:sequence>
    </xs:choice>
  </xs:sequence>
</xs:group>

<xs:group name="xhtml.ruby.content.complex">
  <xs:sequence>
    <xs:element ref="rbc"/>
    <xs:element ref="rtc" maxOccurs="2"/>
  </xs:sequence>
</xs:group>

<!--
  add to this group any common attributes for all Ruby elements
-->
<xs:attributeGroup name="xhtml.ruby.common.attrib"/>

<xs:group name="xhtml.ruby.content">
  <xs:choice>
    <xs:group ref="xhtml.ruby.content.simple"/>
    <xs:group ref="xhtml.ruby.content.complex"/>
  </xs:choice>
</xs:group>

<xs:complexType name="xhtml.ruby.type">
  <xs:group ref="xhtml.ruby.content"/>
  <xs:attributeGroup ref="xhtml.ruby.common.attrib"/>
</xs:complexType>

<!--
  rbc (ruby base component) element
-->
<xs:attributeGroup name="xhtml.rbc.attlist">
  <xs:attributeGroup ref="xhtml.ruby.common.attrib"/>
</xs:attributeGroup>

<xs:group name="xhtml.rbc.content">
  <xs:sequence>
    <xs:element ref="rb"/>
  </xs:sequence>
</xs:group>

<xs:complexType name="xhtml.rbc.type">
  <xs:group ref="xhtml.rbc.content"/>
  <xs:attributeGroup ref="xhtml.rbc.attlist"/>
</xs:complexType>

<!--

```

```

    rtc (ruby text component) element
-->
<xs:attributeGroup name="xhtml.rtc.attlist">
  <xs:attributeGroup ref="xhtml.ruby.common.attrib"/>
</xs:attributeGroup>

<xs:group name="xhtml.rtc.content">
  <xs:sequence>
    <xs:element ref="rt" maxOccurs="unbounded"/>
  </xs:sequence>
</xs:group>

<xs:complexType name="xhtml.rtc.type">
  <xs:group ref="xhtml.rtc.content"/>
  <xs:attributeGroup ref="xhtml.rtc.attlist"/>
</xs:complexType>

<!--
  rb (ruby base) element
-->
<xs:attributeGroup name="xhtml.rb.attlist">
  <xs:attributeGroup ref="xhtml.ruby.common.attrib"/>
</xs:attributeGroup>

<xs:group name="xhtml.rb.content">
  <xs:sequence>
    <xs:group ref="xhtml.InlNoRuby.mix" minOccurs="0" maxOccurs="unbounded"/>
  </xs:sequence>
</xs:group>

<xs:complexType name="xhtml.rb.type" mixed="true">
  <xs:group ref="xhtml.rb.content"/>
  <xs:attributeGroup ref="xhtml.rb.attlist"/>
</xs:complexType>

<!--
  rt (ruby text) element
-->
<xs:attributeGroup name="xhtml.rt.attlist">
  <xs:attributeGroup ref="xhtml.ruby.common.attrib"/>
  <xs:attribute name="rbspan" type="xh1ld:Number" default="1"/>
</xs:attributeGroup>

<xs:group name="xhtml.rt.content">
  <xs:sequence>
    <xs:group ref="xhtml.InlNoRuby.mix" minOccurs="0" maxOccurs="unbounded"/>
  </xs:sequence>
</xs:group>

<xs:complexType name="xhtml.rt.type" mixed="true">
  <xs:group ref="xhtml.rt.content"/>
  <xs:attributeGroup ref="xhtml.rt.attlist"/>
</xs:complexType>

<!-- rp (ruby parenthesis) element -->
<xs:attributeGroup name="xhtml.rp.attlist">
  <xs:attributeGroup ref="xhtml.ruby.common.attrib"/>

```

```

</xs:attributeGroup>

<xs:group name="xhtml.rp.content">
  <xs:sequence/>
</xs:group>

<xs:complexType name="xhtml.rp.type" mixed="true">
  <xs:group ref="xhtml.rp.content"/>
  <xs:attributeGroup ref="xhtml.rp.attlist"/>
</xs:complexType>

</xs:schema>

```

## C.4. XHTML Schema Support Modules

The modules in this section are elements of the XHTML Schema implementation that, while hidden from casual users, are important to understand when creating derivative markup languages using the Modularization architecture.

### C.4.1. Block Phrasal

You can download this file from <http://www.w3.org/MarkUp/SCHEMA/xhtmll-blkphras-1.xsd>.

```

<?xml version="1.0" encoding="UTF-8"?>
<xs:schema
  xmlns:xs="http://www.w3.org/2001/XMLSchema"
  elementFormDefault="qualified"
  xmlns:xhtml="http://www.w3.org/1999/xhtml/datatypes/"
  >
  <xs:import namespace="http://www.w3.org/1999/xhtml/datatypes/" schemaLocation="xhtml-datatypes-1.xsd" />

  <xs:include schemaLocation="xhtml-attribs-1.xsd" />

  <xs:annotation>
    <xs:documentation>
      This is the XML Schema Block Phrasal support module for XHTML
      $Id: xhtml-blkphras-1.xsd,v 1.6 2006/09/11 10:27:50 ahby Exp $
    </xs:documentation>
    <xs:documentation source="xhtml-copyright-1.xsd"/>
  </xs:annotation>
  <xs:annotation>
    <xs:documentation>
      Block Phrasal
      This module declares the elements and their attributes used to
      support block-level phrasal markup.
      This is the XML Schema block phrasal elements module for XHTML

      * address, blockquote, pre, h1, h2, h3, h4, h5, h6
    </xs:documentation>
    <xs:documentation source="http://www.w3.org/TR/xhtmll-modularization/abstract_modules.html#s_textmodule"/>
  </xs:annotation>
  <xs:import namespace="http://www.w3.org/XML/1998/namespace"
    schemaLocation="http://www.w3.org/2001/xml.xsd">
    <xs:annotation>
      <xs:documentation>
        This import brings in the XML namespace attributes
        The module itself does not provide the schemaLocation
        and expects the driver schema to provide the
        actual SchemaLocation.
      </xs:documentation>
    </xs:annotation>
  </xs:import>
  <!-- address -->
  <xs:attributeGroup name="xhtml.address.attlist">

```

```

    <xs:attributeGroup ref="xhtml.Common.attrib"/>
</xs:attributeGroup>
<xs:group name="xhtml.address.content">
  <xs:sequence>
    <xs:group ref="xhtml.Inline.mix" minOccurs="0" maxOccurs="unbounded"/>
  </xs:sequence>
</xs:group>
<xs:complexType name="xhtml.address.type" mixed="true">
  <xs:group ref="xhtml.address.content"/>
  <xs:attributeGroup ref="xhtml.address.attlist"/>
</xs:complexType>
<!-- blockquote -->
<xs:attributeGroup name="xhtml.blockquote.attlist">
  <xs:attributeGroup ref="xhtml.Common.attrib"/>
  <xs:attribute name="cite" type="xh1ld:URI"/>
</xs:attributeGroup>
<xs:group name="xhtml.blockquote.content">
  <xs:sequence>
    <xs:group ref="xhtml.Block.mix" minOccurs="0" maxOccurs="unbounded"/>
  </xs:sequence>
</xs:group>
<xs:complexType name="xhtml.blockquote.type">
  <xs:group ref="xhtml.blockquote.content"/>
  <xs:attributeGroup ref="xhtml.blockquote.attlist"/>
</xs:complexType>
<!-- pre -->
<xs:attributeGroup name="xhtml.pre.attlist">
  <xs:attribute ref="xml:space"/>
  <xs:attributeGroup ref="xhtml.Common.attrib"/>
</xs:attributeGroup>
<xs:group name="xhtml.pre.content">
  <xs:sequence>
    <xs:group ref="xhtml.InlinePre.mix" minOccurs="0" maxOccurs="unbounded"/>
  </xs:sequence>
</xs:group>
<xs:complexType name="xhtml.pre.type" mixed="true">
  <xs:group ref="xhtml.pre.content"/>
  <xs:attributeGroup ref="xhtml.pre.attlist"/>
</xs:complexType>
<!-- Heading Elements -->
<xs:attributeGroup name="xhtml.heading.attlist">
  <xs:attributeGroup ref="xhtml.Common.attrib"/>
</xs:attributeGroup>
<xs:complexType name="xhtml.heading.type" mixed="true">
  <xs:group ref="xhtml.Inline.mix" minOccurs="0" maxOccurs="unbounded"/>
  <xs:attributeGroup ref="xhtml.heading.attlist"/>
</xs:complexType>
<xs:attributeGroup name="xhtml.h1.attlist">
  <xs:attributeGroup ref="xhtml.Common.attrib"/>
</xs:attributeGroup>
<xs:group name="xhtml.h1.content">
  <xs:sequence>
    <xs:group ref="xhtml.Inline.mix" minOccurs="0" maxOccurs="unbounded"/>
  </xs:sequence>
</xs:group>
<xs:complexType name="xhtml.h1.type" mixed="true">
  <xs:group ref="xhtml.h1.content"/>
  <xs:attributeGroup ref="xhtml.h1.attlist"/>
</xs:complexType>
<xs:attributeGroup name="xhtml.h2.attlist">
  <xs:attributeGroup ref="xhtml.Common.attrib"/>
</xs:attributeGroup>
<xs:group name="xhtml.h2.content">
  <xs:sequence>
    <xs:group ref="xhtml.Inline.mix" minOccurs="0" maxOccurs="unbounded"/>
  </xs:sequence>
</xs:group>
<xs:complexType name="xhtml.h2.type" mixed="true">
  <xs:group ref="xhtml.h2.content"/>
  <xs:attributeGroup ref="xhtml.h2.attlist"/>
</xs:complexType>
<xs:attributeGroup name="xhtml.h3.attlist">
  <xs:attributeGroup ref="xhtml.Common.attrib"/>
</xs:attributeGroup>
<xs:group name="xhtml.h3.content">
  <xs:sequence>
    <xs:group ref="xhtml.Inline.mix" minOccurs="0" maxOccurs="unbounded"/>
  </xs:sequence>

```

```

        </xs:sequence>
    </xs:group>
    <xs:complexType name="xhtml.h3.type" mixed="true">
        <xs:group ref="xhtml.h3.content"/>
        <xs:attributeGroup ref="xhtml.h3.attlist"/>
    </xs:complexType>
    <xs:attributeGroup name="xhtml.h4.attlist">
        <xs:attributeGroup ref="xhtml.Common.attrib"/>
    </xs:attributeGroup>
    <xs:group name="xhtml.h4.content">
        <xs:sequence>
            <xs:group ref="xhtml.Inline.mix" minOccurs="0" maxOccurs="unbounded"/>
        </xs:sequence>
    </xs:group>
    <xs:complexType name="xhtml.h4.type" mixed="true">
        <xs:group ref="xhtml.h4.content"/>
        <xs:attributeGroup ref="xhtml.h4.attlist"/>
    </xs:complexType>
    <xs:attributeGroup name="xhtml.h5.attlist">
        <xs:attributeGroup ref="xhtml.Common.attrib"/>
    </xs:attributeGroup>
    <xs:group name="xhtml.h5.content">
        <xs:sequence>
            <xs:group ref="xhtml.Inline.mix" minOccurs="0" maxOccurs="unbounded"/>
        </xs:sequence>
    </xs:group>
    <xs:complexType name="xhtml.h5.type" mixed="true">
        <xs:group ref="xhtml.h5.content"/>
        <xs:attributeGroup ref="xhtml.h5.attlist"/>
    </xs:complexType>
    <xs:attributeGroup name="xhtml.h6.attlist">
        <xs:attributeGroup ref="xhtml.Common.attrib"/>
    </xs:attributeGroup>
    <xs:group name="xhtml.h6.content">
        <xs:sequence>
            <xs:group ref="xhtml.Inline.mix" minOccurs="0" maxOccurs="unbounded"/>
        </xs:sequence>
    </xs:group>
    <xs:complexType name="xhtml.h6.type" mixed="true">
        <xs:group ref="xhtml.h6.content"/>
        <xs:attributeGroup ref="xhtml.h6.attlist"/>
    </xs:complexType>
</xs:schema>

```

## C.4.2. Block Presentational

You can download this file from <http://www.w3.org/Markup/SCHEMA/xhtmll-blkpres-1.xsd>.

```

<?xml version="1.0" encoding="UTF-8"?>
<xs:schema
  xmlns:xs="http://www.w3.org/2001/XMLSchema"
  elementFormDefault="qualified"
  xmlns:xhtml="http://www.w3.org/1999/xhtml/datatypes/"
  >
  <xs:import namespace="http://www.w3.org/1999/xhtml/datatypes/"
    schemaLocation="xhtml-datatypes-1.xsd" />
  <xs:annotation>
    <xs:documentation>
      This is the XML SchemaBlock presentation element module for XHTML
      $Id: xhtml-blkpres-1.xsd,v 1.2 2005/09/26 22:54:53 ahby Exp $
    </xs:documentation>
  </xs:annotation>
  <xs:annotation>
    <xs:documentation>
      Block Presentational Elements
    </xs:documentation>
  </xs:annotation>
  * hr
  <xs:documentation>
    This module declares the elements and their attributes used to
    support block-level presentational markup.
  </xs:documentation>
  <xs:documentation source="xhtml-copyright-1.xsd"/>
  <xs:documentation source="http://www.w3.org/TR/2001/REC-xhtml-modularization-20010410/abstract_modules.html#s_presentationmodule"/>
  </xs:annotation>
  <xs:attributeGroup name="xhtml.hr.attlist">
    <xs:attributeGroup ref="xhtml.Common.attrib"/>
  </xs:attributeGroup>
  <xs:group name="xhtml.hr.content">
    <xs:sequence/>
  </xs:group>

```

```

<xs:complexType name="xhtml.hr.type">
  <xs:group ref="xhtml.hr.content"/>
  <xs:attributeGroup ref="xhtml.hr.attlist"/>
</xs:complexType>
</xs:schema>

```

## C.4.3. Block Structural

You can download this file from <http://www.w3.org/Markup/SCHEMA/xhtmll-blkstruct-1.xsd>.

```

<?xml version="1.0" encoding="UTF-8"?>
<xs:schema
  xmlns:xs="http://www.w3.org/2001/XMLSchema"
  elementFormDefault="qualified"
  xmlns:xhtml="http://www.w3.org/1999/xhtml/datatypes/"
>
  <xs:import namespace="http://www.w3.org/1999/xhtml/datatypes/"
    schemaLocation="xhtml-datatypes-1.xsd" />
  <xs:annotation>
    <xs:documentation>
      Block Structural

      * div, p

      This module declares the elements and their attributes used to
      support block-level structural markup.

      This is the XML Schema Block Structural module for XHTML
      $Id: xhtml-blkstruct-1.xsd,v 1.3 2005/09/26 22:54:53 ahby Exp $
    </xs:documentation>
    <xs:documentation source="xhtml-copyright-1.xsd"/>
  </xs:annotation>
  <!-- div -->
  <xs:attributeGroup name="xhtml.div.attlist">
    <xs:attributeGroup ref="xhtml.Common.attrib"/>
  </xs:attributeGroup>
  <xs:group name="xhtml.div.content">
    <xs:sequence>
      <xs:group ref="xhtml.Flow.mix" minOccurs="0" maxOccurs="unbounded"/>
    </xs:sequence>
  </xs:group>
  <xs:complexType name="xhtml.div.type" mixed="true">
    <xs:group ref="xhtml.div.content"/>
    <xs:attributeGroup ref="xhtml.div.attlist"/>
  </xs:complexType>
  <!-- p -->
  <xs:attributeGroup name="xhtml.p.attlist">
    <xs:attributeGroup ref="xhtml.Common.attrib"/>
  </xs:attributeGroup>
  <xs:group name="xhtml.p.content">
    <xs:sequence>
      <xs:group ref="xhtml.Inline.mix" minOccurs="0" maxOccurs="unbounded"/>
    </xs:sequence>
  </xs:group>
  <xs:complexType name="xhtml.p.type" mixed="true">

```

```

    <xs:group ref="xhtml.p.content"/>
    <xs:attributeGroup ref="xhtml.p.attlist"/>
  </xs:complexType>
</xs:schema>

```

## C.4.4. Inline Phrasal

You can download this file from <http://www.w3.org/Markup/SCHEMA/xhtmll-inlphras-1.xsd>.

```

<?xml version="1.0" encoding="UTF-8"?>
<xs:schema
  xmlns:xs="http://www.w3.org/2001/XMLSchema"
  elementFormDefault="qualified"
  xmlns:xhtml="http://www.w3.org/1999/xhtml/datatypes/"
  >
  <xs:import namespace="http://www.w3.org/1999/xhtml/datatypes/"
    schemaLocation="xhtml-datatypes-1.xsd" />

  <xs:annotation>
    <xs:documentation>
      This is the XML Schema Inline Phrasal support module for XHTML
      $Id: xhtml-inlphras-1.xsd,v 1.4 2005/09/26 22:54:53 ahby Exp $
    </xs:documentation>
    <xs:documentation source="xhtml-copyright-1.xsd"/>
  </xs:annotation>
  <xs:annotation>
    <xs:documentation>
      Inline Phrasal.
      This module declares the elements and their attributes used to
      support inline-level phrasal markup.
      This is the XML Schema Inline Phrasal module for XHTML

      * abbr, acronym, cite, code, dfn, em, kbd, q, samp, strong, var

      $Id: xhtml-inlphras-1.xsd,v 1.4 2005/09/26 22:54:53 ahby Exp $
    </xs:documentation>
    <xs:documentation source="http://www.w3.org/TR/xhtmll-modularization/abstract_modules.html#s_textmodule"/>
  </xs:annotation>
  <xs:attributeGroup name="xhtml.abbr.attlist">
    <xs:attributeGroup ref="xhtml.Common.attrib"/>
  </xs:attributeGroup>
  <xs:group name="xhtml.abbr.content">
    <xs:sequence>
      <xs:group ref="xhtml.Inline.mix" minOccurs="0" maxOccurs="unbounded"/>
    </xs:sequence>
  </xs:group>
  <xs:complexType name="xhtml.abbr.type" mixed="true">
    <xs:group ref="xhtml.abbr.content"/>
    <xs:attributeGroup ref="xhtml.abbr.attlist"/>
  </xs:complexType>
  <xs:attributeGroup name="xhtml.acronym.attlist">
    <xs:attributeGroup ref="xhtml.Common.attrib"/>
  </xs:attributeGroup>
  <xs:group name="xhtml.acronym.content">
    <xs:sequence>
      <xs:group ref="xhtml.Inline.mix" minOccurs="0" maxOccurs="unbounded"/>
    </xs:sequence>
  </xs:group>
  <xs:complexType name="xhtml.acronym.type" mixed="true">
    <xs:group ref="xhtml.acronym.content"/>
    <xs:attributeGroup ref="xhtml.acronym.attlist"/>
  </xs:complexType>
  <xs:attributeGroup name="xhtml.cite.attlist">
    <xs:attributeGroup ref="xhtml.Common.attrib"/>
  </xs:attributeGroup>
  <xs:group name="xhtml.cite.content">
    <xs:sequence>
      <xs:group ref="xhtml.Inline.mix" minOccurs="0" maxOccurs="unbounded"/>
    </xs:sequence>
  </xs:group>
  <xs:complexType name="xhtml.cite.type" mixed="true">
    <xs:group ref="xhtml.cite.content"/>

```

```

    <xs:attributeGroup ref="xhtml.cite.attlist"/>
</xs:complexType>
<xs:attributeGroup name="xhtml.code.attlist">
  <xs:attributeGroup ref="xhtml.Common.attrib"/>
</xs:attributeGroup>
<xs:group name="xhtml.code.content">
  <xs:sequence>
    <xs:group ref="xhtml.Inline.mix" minOccurs="0" maxOccurs="unbounded"/>
  </xs:sequence>
</xs:group>
<xs:complexType name="xhtml.code.type" mixed="true">
  <xs:group ref="xhtml.code.content"/>
  <xs:attributeGroup ref="xhtml.code.attlist"/>
</xs:complexType>
<xs:attributeGroup name="xhtml.dfn.attlist">
  <xs:attributeGroup ref="xhtml.Common.attrib"/>
</xs:attributeGroup>
<xs:group name="xhtml.dfn.content">
  <xs:sequence>
    <xs:group ref="xhtml.Inline.mix" minOccurs="0" maxOccurs="unbounded"/>
  </xs:sequence>
</xs:group>
<xs:complexType name="xhtml.dfn.type" mixed="true">
  <xs:group ref="xhtml.dfn.content"/>
  <xs:attributeGroup ref="xhtml.dfn.attlist"/>
</xs:complexType>
<xs:attributeGroup name="xhtml.em.attlist">
  <xs:attributeGroup ref="xhtml.Common.attrib"/>
</xs:attributeGroup>
<xs:group name="xhtml.em.content">
  <xs:sequence>
    <xs:group ref="xhtml.Inline.mix" minOccurs="0" maxOccurs="unbounded"/>
  </xs:sequence>
</xs:group>
<xs:complexType name="xhtml.em.type" mixed="true">
  <xs:group ref="xhtml.em.content"/>
  <xs:attributeGroup ref="xhtml.em.attlist"/>
</xs:complexType>
<xs:attributeGroup name="xhtml.kbd.attlist">
  <xs:attributeGroup ref="xhtml.Common.attrib"/>
</xs:attributeGroup>
<xs:group name="xhtml.kbd.content">
  <xs:sequence>
    <xs:group ref="xhtml.Inline.mix" minOccurs="0" maxOccurs="unbounded"/>
  </xs:sequence>
</xs:group>
<xs:complexType name="xhtml.kbd.type" mixed="true">
  <xs:group ref="xhtml.kbd.content"/>
  <xs:attributeGroup ref="xhtml.kbd.attlist"/>
</xs:complexType>
<xs:attributeGroup name="xhtml.samp.attlist">
  <xs:attributeGroup ref="xhtml.Common.attrib"/>
</xs:attributeGroup>
<xs:group name="xhtml.samp.content">
  <xs:sequence>
    <xs:group ref="xhtml.Inline.mix" minOccurs="0" maxOccurs="unbounded"/>
  </xs:sequence>
</xs:group>
<xs:complexType name="xhtml.samp.type" mixed="true">
  <xs:group ref="xhtml.samp.content"/>
  <xs:attributeGroup ref="xhtml.samp.attlist"/>
</xs:complexType>
<xs:attributeGroup name="xhtml.strong.attlist">
  <xs:attributeGroup ref="xhtml.Common.attrib"/>
</xs:attributeGroup>
<xs:group name="xhtml.strong.content">
  <xs:sequence>
    <xs:group ref="xhtml.Inline.mix" minOccurs="0" maxOccurs="unbounded"/>
  </xs:sequence>
</xs:group>
<xs:complexType name="xhtml.strong.type" mixed="true">
  <xs:group ref="xhtml.strong.content"/>
  <xs:attributeGroup ref="xhtml.strong.attlist"/>
</xs:complexType>
<xs:attributeGroup name="xhtml.var.attlist">
  <xs:attributeGroup ref="xhtml.Common.attrib"/>
</xs:attributeGroup>

```



```

<xs:group name="xhtml.var.content">
  <xs:sequence>
    <xs:group ref="xhtml.Inline.mix" minOccurs="0" maxOccurs="unbounded"/>
  </xs:sequence>
</xs:group>
<xs:complexType name="xhtml.var.type" mixed="true">
  <xs:group ref="xhtml.var.content"/>
  <xs:attributeGroup ref="xhtml.var.attlist"/>
</xs:complexType>
<xs:attributeGroup name="xhtml.q.attlist">
  <xs:attributeGroup ref="xhtml.Common.attrib"/>
  <xs:attribute name="cite" type="xh1ld:URI"/>
</xs:attributeGroup>
<xs:group name="xhtml.q.content">
  <xs:sequence>
    <xs:group ref="xhtml.Inline.mix" minOccurs="0" maxOccurs="unbounded"/>
  </xs:sequence>
</xs:group>
<xs:complexType name="xhtml.q.type" mixed="true">
  <xs:group ref="xhtml.q.content"/>
  <xs:attributeGroup ref="xhtml.q.attlist"/>
</xs:complexType>
</xs:schema>

```

## C.4.5. Inline Presentational

You can download this file from <http://www.w3.org/MarkUp/SCHEMA/xhtmll-inlpres-1.xsd>.

```

<?xml version="1.0" encoding="UTF-8"?>
<xs:schema
  xmlns:xs="http://www.w3.org/2001/XMLSchema"
  elementFormDefault="qualified"
  xmlns:xh1ld="http://www.w3.org/1999/xhtmll/datatypes/"
  >
  <xs:import namespace="http://www.w3.org/1999/xhtmll/datatypes/"
    schemaLocation="xhtml-datatypes-1.xsd" />
  <xs:annotation>
    <xs:documentation>
      This is the XML Schema Inline Presentation element module for XHTML
      $Id: xhtml-inlpres-1.xsd,v 1.2 2005/09/26 22:54:53 ahby Exp $
    </xs:documentation>
    <xs:documentation source="xhtml-copyright-1.xsd"/>
  </xs:annotation>
  <xs:annotation>
    <xs:documentation>
      Inline Presentational Elements

      * b, big, i, small, sub, sup, tt

      This module declares the elements and their attributes used to
      support inline-level presentational markup.
    </xs:documentation>
    <xs:documentation source="http://www.w3.org/TR/2001/REC-xhtml-modularization-20010410/abstract_modules.html#s_presentationmodule"/>
  </xs:annotation>
  <xs:attributeGroup name="xhtml.InlPres.attlist">
    <xs:attributeGroup ref="xhtml.Common.attrib"/>
  </xs:attributeGroup>
  <xs:group name="xhtml.InlPres.content">
    <xs:sequence>
      <xs:group ref="xhtml.Inline.mix" minOccurs="0" maxOccurs="unbounded"/>
    </xs:sequence>
  </xs:group>
  <xs:complexType name="xhtml.InlPres.type" mixed="true">
    <xs:group ref="xhtml.InlPres.content"/>
    <xs:attributeGroup ref="xhtml.InlPres.attlist"/>
  </xs:complexType>
</xs:schema>

```

## C.4.6. Inline Structural

You can download this file from <http://www.w3.org/MarkUp/SCHEMA/xhtmll-inlstruct-1.xsd>.

```

<?xml version="1.0" encoding="UTF-8"?>
<xs:schema
  xmlns:xs="http://www.w3.org/2001/XMLSchema"
  elementFormDefault="qualified"
  xmlns:xh1ld="http://www.w3.org/1999/xhtmll/datatypes/"
  >

```

```

<xs:import namespace="http://www.w3.org/1999/xhtml/datatypes/"
  schemaLocation="xhtml-datatypes-1.xsd" />
<xs:annotation>
  <xs:documentation>
    This is the XML Schema Inline Structural support module for XHTML
    $Id: xhtml-Insttruct-1.xsd,v 1.4 2005/09/26 22:54:53 ahby Exp $
  </xs:documentation>
  <xs:documentation source="xhtml-copyright-1.xsd"/>
</xs:annotation>
<xs:annotation>
  <xs:documentation>
    Inline Structural.
    This module declares the elements and their attributes
    used to support inline-level structural markup.
    This is the XML Schema Inline Structural element module for XHTML

    * br, span

  </xs:documentation>
  <xs:documentation source="http://www.w3.org/TR/xhtml-modularization/abstract_modules.html#s_textmodule"/>
</xs:annotation>
<xs:attributeGroup name="xhtml.br.attlist">
  <xs:attributeGroup ref="xhtml.Core.attrib"/>
</xs:attributeGroup>
<xs:group name="xhtml.br.content">
  <xs:sequence/>
</xs:group>
<xs:complexType name="xhtml.br.type">
  <xs:group ref="xhtml.br.content"/>
  <xs:attributeGroup ref="xhtml.br.attlist"/>
</xs:complexType>
<xs:attributeGroup name="xhtml.span.attlist">
  <xs:attributeGroup ref="xhtml.Common.attrib"/>
</xs:attributeGroup>
<xs:group name="xhtml.span.content">
  <xs:sequence>
    <xs:group ref="xhtml.Inline.mix" minOccurs="0" maxOccurs="unbounded"/>
  </xs:sequence>
</xs:group>
<xs:complexType name="xhtml.span.type" mixed="true">
  <xs:group ref="xhtml.span.content"/>
  <xs:attributeGroup ref="xhtml.span.attlist"/>
</xs:complexType>
</xs:schema>

```

## C.4.7. Param

You can download this file from <http://www.w3.org/MarkUp/SCHEMA/xhtml-param-1.xsd>.

```

<?xml version="1.0" encoding="UTF-8"?>
<xs:schema
  xmlns:xs="http://www.w3.org/2001/XMLSchema"
  elementFormDefault="qualified"
  xmlns:xhllid="http://www.w3.org/1999/xhtml/datatypes/"
  >
  <xs:import namespace="http://www.w3.org/1999/xhtml/datatypes/"
    schemaLocation="xhtml-datatypes-1.xsd" />
  <xs:annotation>
    <xs:documentation>
      This is the XML Schema Param Element module for XHTML
      $Id: xhtml-param-1.xsd,v 1.3 2005/09/26 22:54:53 ahby Exp $
    </xs:documentation>
    <xs:documentation source="xhtml-copyright-1.xsd"/>
  </xs:annotation>
  <xs:annotation>
    <xs:documentation>
      Parameters for Java Applets and Embedded Objects

      * param

      This module provides declarations for the param element,
      used to provide named property values for the applet
      and object elements.
    </xs:documentation>
    <xs:documentation source="http://www.w3.org/TR/2001/REC-xhtml-modularization-20010410/abstract_modules.html#s_objectmodule"/>
    <xs:documentation source="http://www.w3.org/TR/2001/REC-xhtml-modularization-20010410/abstract_modules.html#s_appletmodule"/>
  </xs:annotation>
  <xs:attributeGroup name="xhtml.param.attlist">

```

```

<xs:attributeGroup ref="xhtml.id"/>
<xs:attribute name="name" type="xh1ld:CDATA" use="required"/>
<xs:attribute name="value" type="xh1ld:CDATA"/>
<xs:attribute name="valueType" default="data">
  <xs:simpleType>
    <xs:restriction base="xs:NMTOKEN">
      <xs:enumeration value="data"/>
      <xs:enumeration value="ref"/>
      <xs:enumeration value="object"/>
    </xs:restriction>
  </xs:simpleType>
</xs:attribute>
<xs:attribute name="type" type="xh1ld:ContentType"/>
</xs:attributeGroup>
<xs:group name="xhtml.param.content">
  <xs:sequence/>
</xs:group>
<xs:complexType name="xhtml.param.type">
  <xs:group ref="xhtml.param.content"/>
  <xs:attributeGroup ref="xhtml.param.attlist"/>
</xs:complexType>
</xs:schema>

```

## C.4.8. Legacy - Miscellaneous

You can download this file from <http://www.w3.org/Markup/SCHEMA/xhtmll-misc-1.xsd>.

```

<?xml version="1.0" encoding="UTF-8"?>
<xs:schema
  xmlns:xs="http://www.w3.org/2001/XMLSchema"
  elementFormDefault="qualified"
  xmlns:xh1ld="http://www.w3.org/1999/xhtmll/datatypes/"
  >
  <xs:import namespace="http://www.w3.org/1999/xhtmll/datatypes/"
    schemaLocation="xhtml-datatypes-1.xsd" />
  <xs:annotation>
    <xs:documentation>
      This is the XML Schema Miscellaneous Legacy
      Markup module for XHTML
      $Id: xhtml-misc-1.xsd,v 1.2 2005/09/26 22:54:53 ahby Exp $
    </xs:documentation>
    <xs:documentation source="xhtml-copyright-1.xsd"/>
  </xs:annotation>
  <xs:annotation>
    <xs:documentation>
      XHTML Miscellaneous Legacy Markup
      font, basefont, center, s, strike, u,
      dir, menu, isindex
      This is to allow XHTML documents to be transformed for
      display on HTML browsers where CSS support is inconsistent
      or unavailable.
      The module also declares legacy attributes for elements
      in other module. Note: This module only declares the
      attribute list, and it is up to the document type to
      redefine the model of affected modules.
    </xs:documentation>
    <xs:documentation
      source="http://www.w3.org/TR/2001/REC-xhtml-modularization-20010410/abstract_modules.html#s_legacymodule"/>
  </xs:annotation>
  <xs:attributeGroup name="xhtml.font.attlist">
    <xs:attributeGroup ref="xhtml.Core.attrib"/>
    <xs:attributeGroup ref="xhtml.I18n.attrib"/>
    <xs:attribute name="size" type="xh1ld:CDATA"/>
    <xs:attribute name="color" type="xh1ld:Color"/>
    <xs:attribute name="face" type="xh1ld:CDATA"/>
  </xs:attributeGroup>
  <xs:group name="xhtml.font.content">
    <xs:sequence>
      <xs:group ref="xhtml.Inline.mix" minOccurs="0" maxOccurs="unbounded"/>
    </xs:sequence>
  </xs:group>
  <xs:complexType name="xhtml.font.type" mixed="true">
    <xs:group ref="xhtml.font.content"/>

```

```

    <xs:attributeGroup ref="xhtml.font.attlist"/>
</xs:complexType>

<xs:attributeGroup name="xhtml.basefont.attlist">
  <xs:attributeGroup ref="xhtml.id"/>
  <xs:attribute name="size" type="xhtml:CDATA" use="required"/>
  <xs:attribute name="color" type="xhtml:Color"/>
  <xs:attribute name="face" type="xhtml:CDATA"/>
</xs:attributeGroup>

<xs:group name="xhtml.basefont.content">
  <xs:sequence/>
</xs:group>

<xs:complexType name="xhtml.basefont.type">
  <xs:group ref="xhtml.basefont.content"/>
  <xs:attributeGroup ref="xhtml.basefont.attlist"/>
</xs:complexType>

<xs:attributeGroup name="xhtml.center.attlist">
  <xs:attributeGroup ref="xhtml.Common.attrib"/>
</xs:attributeGroup>

<xs:group name="xhtml.center.content">
  <xs:sequence>
    <xs:group ref="xhtml.Flow.mix" minOccurs="0" maxOccurs="unbounded"/>
  </xs:sequence>
</xs:group>

<xs:complexType name="xhtml.center.type" mixed="true">
  <xs:group ref="xhtml.center.content"/>
  <xs:attributeGroup ref="xhtml.center.attlist"/>
</xs:complexType>

<xs:attributeGroup name="xhtml.s.attlist">
  <xs:attributeGroup ref="xhtml.Common.attrib"/>
</xs:attributeGroup>

<xs:group name="xhtml.s.content">
  <xs:sequence>
    <xs:group ref="xhtml.Inline.mix" minOccurs="0" maxOccurs="unbounded"/>
  </xs:sequence>
</xs:group>

<xs:complexType name="xhtml.s.type" mixed="true">
  <xs:group ref="xhtml.s.content"/>
  <xs:attributeGroup ref="xhtml.s.attlist"/>
</xs:complexType>

<xs:attributeGroup name="xhtml.strike.attlist">
  <xs:attributeGroup ref="xhtml.Common.attrib"/>
</xs:attributeGroup>

<xs:group name="xhtml.strike.content">
  <xs:sequence>
    <xs:group ref="xhtml.Inline.mix" minOccurs="0" maxOccurs="unbounded"/>
  </xs:sequence>
</xs:group>

<xs:complexType name="xhtml.strike.type" mixed="true">
  <xs:group ref="xhtml.strike.content"/>
  <xs:attributeGroup ref="xhtml.strike.attlist"/>
</xs:complexType>

<xs:attributeGroup name="xhtml.u.attlist">
  <xs:attributeGroup ref="xhtml.Common.attrib"/>
</xs:attributeGroup>

<xs:group name="xhtml.u.content">
  <xs:sequence>
    <xs:group ref="xhtml.Inline.mix" minOccurs="0" maxOccurs="unbounded"/>
  </xs:sequence>
</xs:group>

<xs:complexType name="xhtml.u.type" mixed="true">
  <xs:group ref="xhtml.u.content"/>
  <xs:attributeGroup ref="xhtml.u.attlist"/>
</xs:complexType>

```

```

<xs:attributeGroup name="xhtml.dir.attlist">
  <xs:attributeGroup ref="xhtml.Common.attrib"/>
  <xs:attribute name="compact">
    <xs:simpleType>
      <xs:restriction base="xs:NMTOKEN">
        <xs:enumeration value="compact"/>
      </xs:restriction>
    </xs:simpleType>
  </xs:attribute>
</xs:attributeGroup>

<xs:group name="xhtml.dir.content">
  <xs:sequence>
    <xs:element ref="li" maxOccurs="unbounded"/>
  </xs:sequence>
</xs:group>

<xs:complexType name="xhtml.dir.type" mixed="true">
  <xs:group ref="xhtml.dir.content"/>
  <xs:attributeGroup ref="xhtml.dir.attlist"/>
</xs:complexType>

<xs:attributeGroup name="xhtml.menu.attlist">
  <xs:attributeGroup ref="xhtml.Common.attrib"/>
  <xs:attribute name="compact">
    <xs:simpleType>
      <xs:restriction base="xs:NMTOKEN">
        <xs:enumeration value="compact"/>
      </xs:restriction>
    </xs:simpleType>
  </xs:attribute>
</xs:attributeGroup>

<xs:group name="xhtml.menu.content">
  <xs:sequence>
    <xs:element ref="li" maxOccurs="unbounded"/>
  </xs:sequence>
</xs:group>

<xs:complexType name="xhtml.menu.type" mixed="true">
  <xs:group ref="xhtml.menu.content"/>
  <xs:attributeGroup ref="xhtml.menu.attlist"/>
</xs:complexType>

<xs:attributeGroup name="xhtml.isindex.attlist">
  <xs:attributeGroup ref="xhtml.Core.attrib"/>
  <xs:attributeGroup ref="xhtml.I18n.attrib"/>
  <xs:attribute name="prompt" type="xhtml:Text"/>
</xs:attributeGroup>

<xs:group name="xhtml.isindex.content">
  <xs:sequence/>
</xs:group>

<xs:complexType name="xhtml.isindex.type">
  <xs:group ref="xhtml.isindex.content"/>
  <xs:attributeGroup ref="xhtml.isindex.attlist"/>
</xs:complexType>

<xs:annotation>
  <xs:documentation>
    Attribute redefinitions
  </xs:documentation>
</xs:annotation>

<xs:attributeGroup name="xhtml.align.legacy.attlist">
  <xs:attribute name="align">
    <xs:simpleType>
      <xs:restriction base="xs:NMTOKEN">
        <xs:enumeration value="left"/>
        <xs:enumeration value="center"/>
        <xs:enumeration value="right"/>
        <xs:enumeration value="justify"/>
      </xs:restriction>
    </xs:simpleType>
  </xs:attribute>
</xs:attributeGroup>

<!-- add 'target' attribute to 'a' element -->

```

```

<xs:attributeGroup name="xhtml.a.legacy.attlist">
  <xs:attribute name="target" type="xh1ld:FrameTarget"/>
</xs:attributeGroup>

<xs:attributeGroup name="xhtml.applet.legacy.attlist">
  <xs:attribute name="align">
    <xs:simpleType>
      <xs:restriction base="xs:NMTOKEN">
        <xs:enumeration value="top"/>
        <xs:enumeration value="middle"/>
        <xs:enumeration value="bottom"/>
        <xs:enumeration value="left"/>
        <xs:enumeration value="right"/>
      </xs:restriction>
    </xs:simpleType>
  </xs:attribute>
  <xs:attribute name="hspace" type="xh1ld:Pixels"/>
  <xs:attribute name="vspace" type="xh1ld:Pixels"/>
</xs:attributeGroup>

<xs:attributeGroup name="xhtml.body.legacy.attlist">
  <xs:attribute name="background" type="xh1ld:URI"/>
  <xs:attribute name="bgcolor" type="xh1ld:Color"/>
  <xs:attribute name="text" type="xh1ld:Color"/>
  <xs:attribute name="link" type="xh1ld:Color"/>
  <xs:attribute name="vlink" type="xh1ld:Color"/>
  <xs:attribute name="alink" type="xh1ld:Color"/>
</xs:attributeGroup>

<xs:attributeGroup name="xhtml.br.legacy.attlist">
  <xs:attribute name="clear" default="none">
    <xs:simpleType>
      <xs:restriction base="xs:NMTOKEN">
        <xs:enumeration value="left"/>
        <xs:enumeration value="all"/>
        <xs:enumeration value="right"/>
        <xs:enumeration value="none"/>
      </xs:restriction>
    </xs:simpleType>
  </xs:attribute>
</xs:attributeGroup>

<xs:attributeGroup name="xhtml.caption.legacy.attlist">
  <xs:attributeGroup ref="xhtml.align.legacy.attlist"/>
</xs:attributeGroup>

<xs:attributeGroup name="xhtml.hr.legacy.attlist">
  <xs:attribute name="align">
    <xs:simpleType>
      <xs:restriction base="xs:NMTOKEN">
        <xs:enumeration value="left"/>
        <xs:enumeration value="center"/>
        <xs:enumeration value="right"/>
      </xs:restriction>
    </xs:simpleType>
  </xs:attribute>
  <xs:attribute name="noshade">
    <xs:simpleType>
      <xs:restriction base="xs:NMTOKEN">
        <xs:enumeration value="noshade"/>
      </xs:restriction>
    </xs:simpleType>
  </xs:attribute>
  <xs:attribute name="size" type="xh1ld:Pixels"/>
  <xs:attribute name="width" type="xh1ld:Length"/>
</xs:attributeGroup>

<xs:attributeGroup name="xhtml.img.legacy.attlist">
  <xs:attribute name="align">
    <xs:simpleType>
      <xs:restriction base="xs:NMTOKEN">
        <xs:enumeration value="top"/>
        <xs:enumeration value="middle"/>
        <xs:enumeration value="bottom"/>
        <xs:enumeration value="left"/>
        <xs:enumeration value="right"/>
      </xs:restriction>
    </xs:simpleType>
  </xs:attribute>

```

```

<xs:attribute name="border" type="xh1ld:Pixels"/>
<xs:attribute name="hspace" type="xh1ld:Pixels"/>
<xs:attribute name="vspace" type="xh1ld:Pixels"/>
</xs:attributeGroup>

<xs:attributeGroup name="xhtml.input.legacy.attlist">
  <xs:attribute name="align">
    <xs:simpleType>
      <xs:restriction base="xs:NMTOKEN">
        <xs:enumeration value="top"/>
        <xs:enumeration value="middle"/>
        <xs:enumeration value="bottom"/>
        <xs:enumeration value="left"/>
        <xs:enumeration value="right"/>
      </xs:restriction>
    </xs:simpleType>
  </xs:attribute>
</xs:attributeGroup>

<xs:attributeGroup name="xhtml.legend.legacy.attlist">
  <xs:attribute name="align">
    <xs:simpleType>
      <xs:restriction base="xs:NMTOKEN">
        <xs:enumeration value="top"/>
        <xs:enumeration value="bottom"/>
        <xs:enumeration value="left"/>
        <xs:enumeration value="right"/>
      </xs:restriction>
    </xs:simpleType>
  </xs:attribute>
</xs:attributeGroup>

<xs:attributeGroup name="xhtml.li.legacy.attlist">
  <xs:attribute name="type" type="xh1ld:CDATA"/>
  <xs:attribute name="value" type="xh1ld:Number"/>
</xs:attributeGroup>

<xs:attributeGroup name="xhtml.object.legacy.attlist">
  <xs:attribute name="align">
    <xs:simpleType>
      <xs:restriction base="xs:NMTOKEN">
        <xs:enumeration value="top"/>
        <xs:enumeration value="middle"/>
        <xs:enumeration value="bottom"/>
        <xs:enumeration value="left"/>
        <xs:enumeration value="right"/>
      </xs:restriction>
    </xs:simpleType>
  </xs:attribute>
  <xs:attribute name="border" type="xh1ld:Pixels"/>
  <xs:attribute name="hspace" type="xh1ld:Pixels"/>
  <xs:attribute name="vspace" type="xh1ld:Pixels"/>
</xs:attributeGroup>

<xs:attributeGroup name="xhtml.ol.legacy.attlist">
  <xs:attribute name="type" type="xh1ld:Text"/>
  <xs:attribute name="compact">
    <xs:simpleType>
      <xs:restriction base="xs:NMTOKEN">
        <xs:enumeration value="compact"/>
      </xs:restriction>
    </xs:simpleType>
  </xs:attribute>
  <xs:attribute name="start" type="xh1ld:Number"/>
</xs:attributeGroup>

<xs:attributeGroup name="xhtml.dl.legacy.attlist">
  <xs:attribute name="compact">
    <xs:simpleType>
      <xs:restriction base="xs:NMTOKEN">
        <xs:enumeration value="compact"/>
      </xs:restriction>
    </xs:simpleType>
  </xs:attribute>
</xs:attributeGroup>

<xs:attributeGroup name="xhtml.div.legacy.attlist">
  <xs:attributeGroup ref="xhtml.align.legacy.attlist"/>

```

```

</xs:attributeGroup>

<xs:attributeGroup name="xhtml.heading.legacy.attlist">
  <xs:attributeGroup ref="xhtml.align.legacy.attlist"/>
</xs:attributeGroup>

<xs:attributeGroup name="xhtml.p.legacy.attlist">
  <xs:attributeGroup ref="xhtml.align.legacy.attlist"/>
</xs:attributeGroup>

<xs:attributeGroup name="xhtml.pre.legacy.attlist">
  <xs:attribute name="width" type="xh1ld:Length"/>
</xs:attributeGroup>

<xs:attributeGroup name="xhtml.script.legacy.attlist">
  <xs:attribute name="language" type="xh1ld:ContentType"/>
</xs:attributeGroup>

<xs:attributeGroup name="xhtml.table.legacy.attlist">
  <xs:attribute name="align">
    <xs:simpleType>
      <xs:restriction base="xs:NMTOKEN">
        <xs:enumeration value="left"/>
        <xs:enumeration value="center"/>
        <xs:enumeration value="right"/>
      </xs:restriction>
    </xs:simpleType>
  </xs:attribute>
  <xs:attribute name="bgcolor" type="xh1ld:Color"/>
</xs:attributeGroup>

<xs:attributeGroup name="xhtml.tr.legacy.attlist">
  <xs:attribute name="bgcolor" type="xh1ld:Color"/>
</xs:attributeGroup>

<xs:attributeGroup name="xhtml.th.legacy.attlist">
  <xs:attribute name="nowrap">
    <xs:simpleType>
      <xs:restriction base="xs:NMTOKEN">
        <xs:enumeration value="nowrap"/>
      </xs:restriction>
    </xs:simpleType>
  </xs:attribute>
  <xs:attribute name="bgcolor" type="xh1ld:Color"/>
  <xs:attribute name="width" type="xh1ld:Length"/>
  <xs:attribute name="height" type="xh1ld:Length"/>
</xs:attributeGroup>

<xs:attributeGroup name="xhtml.td.legacy.attlist">
  <xs:attribute name="nowrap">
    <xs:simpleType>
      <xs:restriction base="xs:NMTOKEN">
        <xs:enumeration value="nowrap"/>
      </xs:restriction>
    </xs:simpleType>
  </xs:attribute>
  <xs:attribute name="bgcolor" type="xh1ld:Color"/>
  <xs:attribute name="width" type="xh1ld:Length"/>
  <xs:attribute name="height" type="xh1ld:Length"/>
</xs:attributeGroup>

<xs:attributeGroup name="xhtml.ul.legacy.attlist">
  <xs:attribute name="type" type="xh1ld:CDATA"/>
  <xs:attribute name="compact">
    <xs:simpleType>
      <xs:restriction base="xs:NMTOKEN">
        <xs:enumeration value="compact"/>
      </xs:restriction>
    </xs:simpleType>
  </xs:attribute>
</xs:attributeGroup>

</xs:schema>

```



## D. Building DTD Modules

This section is *normative*.

XHTML modules are implemented as DTD fragments. When these fragments are assembled in a specific manner (described in Developing DTDs with defined and extended modules [p.147] ), the resulting DTD is a representation of a complete document type. This representation can then be used for validation of instances of the document type.

The key to combining these fragments into a meaningful DTD is the rules used to define the fragments. This section defines those rules. When these rules are followed, DTD authors can be confident that their modules will interface cleanly with other XHTML-compatible modules.

Modules conforming to these rules also need to satisfy the conformance requirements defined in XHTML Family Module Conformance [p.18] in order to be called *XHTML Family Modules*.

### D.1. Parameter Entity Naming

This specification classifies parameter entities into seven categories and names them consistently using the following suffixes:

`.mod`

parameter entities use the suffix `.mod` when they are used to represent a DTD module (a collection of elements, attributes, parameter entities, etc). In this specification, each module is an atomic unit and may be represented as a separate file entity.

`.module`

parameter entities use the suffix `.module` when they are used to control the inclusion of a DTD module by containing either of the conditional section keywords `INCLUDE` or `IGNORE`.

`.qname`

parameter entities use the suffix `.qname` when they are used to represent the qualified name of an element. See Defining the Namespace of a Module [p.54] for more information on qualified names.

`.content`

parameter entities use the suffix `.content` when they are used to represent the content model of an element type.

`.class`

parameter entities use the suffix `.class` when they are used to represent elements of the same class.

`.mix`

parameter entities use the suffix `.mix` when they are used to represent a collection of element types from different classes.

`.attrib`

parameter entities use the suffix `.attrib` when they are used to represent a group of tokens representing one or more complete attribute specifications within an `ATTLIST` declaration.

For example, in HTML 4, the `%block;` parameter entity is defined to represent the heterogeneous collection of element types that are block-level elements. In this specification, the corollary parameter entity is `%Block.mix;`.

When defining parameter entities in the classes defined here, modules should scope the names of the entities by using unique prefixes. For example, the content model for the element `myelement` in the module `mymodule` could be named `MYMODULE.myelement.content`. Other schemes are possible. Regardless of the scheme used, module authors should strive to ensure that parameter entities they define are named uniquely so that they do not collide with other parameter entities and so that the interface methods for the module are obvious to its users.

## D.2. Defining the Namespace of a Module

XHTML requires that the elements and attributes declared in a module be within a defined XML namespace [XMLNAMES] [p.258]. The identification of this namespace is an arbitrary URI. XHTML requires that when a module is implemented using an XML DTD, the module declares the namespace in a special manner. The purpose of this is to permit the selection, at document parse/validation time, of the use of namespace prefixes and of the *prefix* that is used to identify elements and attributes from the module.

Content developers who wish to develop documents based upon hybrid document types may choose to use XML namespace prefixes on elements from the XHTML namespace, on elements from other namespaces, or on both. In order to ensure that such documents are XHTML conforming and backward compatible with non-namespace aware tools, the W3C recommends that content developers *do not* use XML namespace prefixes on elements from the XHTML namespace. When content developers are interested in having their content processed by namespace-aware processors, the W3C further recommends that elements in non-XHTML namespaces be specified using an XML namespace prefix rather than relying upon XML namespace defaulting mechanisms.

Each XHTML-conforming module implemented as an XML DTD is required to define a default XML namespace prefix, a method for changing this prefix within a document instance, and a marked section that turns on the processing of the prefix.

*Note that it is legal and expected for multiple modules to be part of the same namespace when they are related. All of the XHTML modules, for example, are part of the same namespace.*

### D.2.1. Qualified Names sub-module

First, you need to define a qualified names sub-module (a sub-module is just a *file entity* that is separated so that it can be incorporated into the ultimate DTD at the appropriate point). The qualified names sub-module is built using the following steps (where the string `MODULE` is replaced with an appropriate string for the new module):

1. Define a parameter entity `MODULE.prefixed` that announces whether the elements in the module are being used with XML namespace prefixed names or not. This parameter entity's default value should be `"%NS.prefixed;"`. The `NS.prefixed` parameter entity is defined by the XHTML framework to be `IGNORE` by default, and can be used in a document instance to switch on prefixing for all included namespaces (including that of the XHTML modules).
2. Define a parameter entity `MODULE.xmlns` that contains the namespace identifier for this module.
3. Define a parameter entity `MODULE.prefix` that contains the default prefix string to use when prefixing is enabled.
4. Define a parameter entity `MODULE.pfx` that is `"%MODULE.prefix;"` when prefixing is enabled, and `""` when it is not.
5. Define a parameter entity `MODULE.xmlns.extra.attrib` that contains the declaration of any XML namespace attributes for namespaces referenced by this module (e.g., `xmlns:xlink`). When `%MODULE.prefixed` is set to `INCLUDE`, this attribute should include the `xmlns:%MODULE.prefix;` declaration as well.
6. Define a parameter entity `XHTML.xmlns.extra.attrib` as `MODULE.xmlns.extra.attrib`. This is usually overridden by the document type's driver file, but if not this definition will take over as the default.
7. For each of the elements defined by the module, create a parameter entity of the form `"MODULE.NAME.qname"` to hold its qualified name. The value for this parameter entity must be `"%MODULE.pfx;NAME"`. In this way, the parsed value will be `"PREFIX:NAME"` when prefixes are enabled, and `"NAME"` otherwise.

If the module adds attributes to elements defined in modules that do not share the namespace of this module, declare those attributes so that they use the `%MODULE.pfx` prefix. For example:

```
<ENTITY % MODULE.img.myattr.qname "%MODULE.pfx;myattr" >
```

An example of a `qname` sub-module for a hypothetical Inventory Module is included below:

You can download this file from

<http://www.w3.org/MarkUp/DTD/examples/inventory-qname-1.mod>.

```
<!-- ..... -->
<!-- Inventory Qname Module ..... -->
<!-- file: inventory-qname-1.mod

PUBLIC "-//MY COMPANY//ELEMENTS XHTML Inventory Qnames 1.0//EN"
SYSTEM "http://www.example.com/DTDs/inventory-qname-1.mod"

xmlns:inventory="http://www.example.com/xmlns/inventory"
..... -->

<!-- Declare the default value for prefixing of this module's elements -->
<!-- Note that the NS.prefixed will get overridden by the XHTML Framework or
by a document instance. -->
<!ENTITY % NS.prefixed "IGNORE" >
<!ENTITY % Inventory.prefixed "%NS.prefixed;" >
```

```

<!-- Declare the actual namespace of this module -->
<!ENTITY % Inventory.xmlns "http://www.example.com/xmlns/inventory" >

<!-- Declare the default prefix for this module -->
<!ENTITY % Inventory.prefix "inventory" >

<!-- Declare the prefix for this module -->
<![%Inventory.prefixed;[
<!ENTITY % Inventory.pfx "%Inventory.prefix;" >
]]>
<!ENTITY % Inventory.pfx "" >

<!-- Declare the xml namespace attribute for this module -->
<![%Inventory.prefixed;[
<!ENTITY % Inventory.xmlns.extra.attrib
    "xmlns:%Inventory.prefix; %URI.datatype; #FIXED '%Inventory.xmlns;' " >
]]>
<!ENTITY % Inventory.xmlns.extra.attrib "" >

<!-- Declare the extra namespace that should be included in the XHTML
    elements -->
<!ENTITY % XHTML.xmlns.extra.attrib
    "%Inventory.xmlns.extra.attrib;" >

<!-- Now declare the qualified names for all of the elements in the
    module -->
<!ENTITY % Inventory.shelf.qname "%Inventory.pfx;shelf" >
<!ENTITY % Inventory.item.qname "%Inventory.pfx;item" >
<!ENTITY % Inventory.desc.qname "%Inventory.pfx;desc" >
<!ENTITY % Inventory.sku.qname "%Inventory.pfx;sku" >
<!ENTITY % Inventory.price.qname "%Inventory.pfx;price" >

```

## D.2.2. Declaration sub-module(s)

Next, you need to define one or more "declaration sub-modules". The purpose of these *file entities* is to declare the XML DTD elements and attribute lists. An XHTML declaration module should be constructed using the following process:

1. Define a parameter entity to use within the ATTLIST of each declared element. This parameter entity should contain %NS.decl.attrib; when %MODULE.prefixed; is set to INCLUDE, and %NS.decl.attrib; plus "xmlns %URI.datatype; #FIXED '%MODULE.xmlns;'" when %MODULE.prefixed; is set to IGNORE.
2. Declare all of the elements and attributes for the module. Within each ATTLIST for an element, include the parameter entity defined above so that all of the required xmlns attributes are available on each element in the module.
3. If the module adds attributes to elements defined in modules that do not share the namespace of this module, declare those attributes so that they use the %MODULE.pfx prefix. For example:

```

<ENTITY % MODULE.img.myattr.qname "%MODULE.pfx;myattr" >
<!ATTLIST %img.qname;
    %MODULE.img.myattr.qname;    CDATA          #IMPLIED
>

```

This would add an attribute to the `img` element of the Image Module, but the attribute's name will be the qualified name, including prefix, when prefixes are selected for a document instance. It also adds the `xmlns:MODULE_PREFIX` attribute to the `img` element's attribute list so that an XML Namespace-aware parser would know how to resolve the namespace based upon its prefix.

The following example shows a declaration sub-module for a hypothetical Inventory module.

You can download this file from <http://www.w3.org/MarkUp/DTD/examples/inventory-1.mod>.

```

<!-- ..... -->
<!-- Inventory Elements Module ..... -->
<!-- file: inventory-1.mod

PUBLIC "-//MY COMPANY//ELEMENTS XHTML Inventory Elements 1.0//EN"
SYSTEM "http://www.example.com/DTDs/inventory-1.mod"

xmlns:inventory="http://www.example.com/xmlns/inventory"
..... -->

<!-- Inventory Module

shelf
  item
  sku
  desc
  price

This module defines a simple inventory item structure
-->

<!-- Define the global namespace attributes -->
<![%Inventory.prefixed;[
<!ENTITY % Inventory.xmlns.attrib
    "%NS.decl.attrib;"
>
]]>
<!ENTITY % Inventory.xmlns.attrib
    "%NS.decl.attrib;
    xmlns %URI.datatype; #FIXED '%Inventory.xmlns;'"
>

<!-- Define a common set of attributes for all module elements -->
<!ENTITY % Inventory.Common.attrib
    "%Inventory.xmlns.attrib;
    id ID #IMPLIED"
>

<!-- Define the elements and attributes of the module -->
<!ELEMENT %Inventory.shelf.qname;
    ( %Inventory.item.qname; )* >

```

```

<!ATTLIST %Inventory.shelf.qname;
    location CDATA #IMPLIED
    %Inventory.Common.attrib;
>
<!ELEMENT %Inventory.item.qname;
    ( %Inventory.desc.qname;, %Inventory.skus.qname;, %Inventory.price.qname;) >
<!ATTLIST %Inventory.item.qname;
    location CDATA #IMPLIED
    %Inventory.Common.attrib;
>

<!ELEMENT %Inventory.desc.qname; ( #PCDATA ) >
<!ATTLIST %Inventory.desc.qname;
    %Inventory.Common.attrib;
>

<!ELEMENT %Inventory.skus.qname; ( #PCDATA ) >
<!ATTLIST %Inventory.skus.qname;
    %Inventory.Common.attrib;
>

<!ELEMENT %Inventory.price.qname; ( #PCDATA ) >
<!ATTLIST %Inventory.price.qname;
    %Inventory.Common.attrib;
>

<!-- end of inventory-1.mod -->

```

## D.2.3. Using the module as a stand-alone DTD

It is sometimes desirable to have an XHTML module also usable as a stand alone DTD. A good example of this is our Inventory module above. These items need to be embeddable in an XHTML document, and also need to be available as free-standing documents extracted from a database (for example). The easiest way to accomplish this is to define a DTD file that instantiates the components of your module. Such a DTD would have this structure:

1. Include the XHTML Datatypes Module (your qnames module likely uses some of these datatypes - it certainly uses the URI datatype for the xmlns attribute).
2. Include the Qnames Module for your module.
3. Define the parameter entity NS.decl.attrib to be %MODULE.xmlns.extra.attrib;
4. Include the Declaration Module(s) for your module.

An example of this for our Inventory module is included below:

You can download this file from <http://www.w3.org/MarkUp/DTD/examples/inventory-1.dtd>.

```

<!-- ..... -->
<!-- Inventory Elements DTD ..... -->
<!-- file: inventory-1.dtd

PUBLIC "-//MY COMPANY//DTD XHTML Inventory 1.0//EN"
SYSTEM "http://www.example.com/DTDs/inventory-1.dtd"

xmlns:inventory="http://www.example.com/xmlns/inventory"

```

```

..... -->

<!-- Inventory Module

    shelf
        item
        sku
        desc
        price

    This module defines a simple inventory item structure
-->

<!-- Bring in the datatypes -->
<!ENTITY % xhtml-datatypes.mod
    PUBLIC "-//W3C//ENTITIES XHTML Datatypes 1.0//EN"
    "http://www.w3.org/MarkUp/DTD/xhtml-datatypes-1.mod" >
%xhtml-datatypes.mod;

<!-- Bring in the qualified names -->
<!ENTITY % Inventory-qname.mod SYSTEM "inventory-qname-1.mod" >
%Inventory-qname.mod;

<!ENTITY % NS.decl.attrib "%Inventory.xmlns.extra.attrib;">

<!ENTITY % Inventory.mod SYSTEM "inventory-1.mod" >
%Inventory.mod;

<!-- end of inventory-1.dtd -->

```

This DTD can then be referenced by documents that use only the elements from your module:

You can download this file from <http://www.w3.org/MarkUp/DTD/examples/inventory.xml>.

```

<!DOCTYPE shelf SYSTEM "inventory-1.dtd">
<shelf xmlns="http://www.example.com/xmlns/inventory">
  <item>
    <desc>
      this is a description.
    </desc>
    <sku>
      this is the price.
    </sku>
    <price>
      this is the price.
    </price>
  </item>
</shelf>

```

This method permits the definition of elements and attributes that are scoped within their own namespace. It also permits content developers to use the default prefix for the elements and attributes:

You can download this file from

<http://www.w3.org/MarkUp/DTD/examples/inventory-prefixed.xml>.

```
<!DOCTYPE inventory:shelf SYSTEM "inventory-1.dtd" [
  <!ENTITY % Inventory.prefixed "INCLUDE">
]>
<inventory:shelf xmlns:inventory="http://www.example.com/xmlns/inventory">
  <inventory:item>
    <inventory:desc>
      this is a description.
    </inventory:desc>
    <inventory:sku>
      this is the sku.
    </inventory:sku>
    <inventory:price>
      this is the price.
    </inventory:price>
  </inventory:item>
</inventory:shelf>
```

Finally, a document instance can use a different XML namespace prefix by redeclaring it in the DOCTYPE header and its internal subset:

You can download this file from

<http://www.w3.org/MarkUp/DTD/examples/inventory-newprefix.xml>.

```
<!DOCTYPE i:shelf SYSTEM "inventory-1.dtd" [
  <!ENTITY % Inventory.prefixed "INCLUDE">
  <!ENTITY % Inventory.prefix "i">
]>
<i:shelf xmlns:i="http://www.example.com/xmlns/inventory">
  <i:item>
    <i:desc>
      this is a description.
    </i:desc>
    <i:sku>
      this is the price.
    </i:sku>
    <i:price>
      this is the price.
    </i:price>
  </i:item>
</i:shelf>
```

## D.2.4. Namespace Idiosyncrasies

While the approach defined here permits the definition of markup languages that are XML and XML namespaces conforming, some behaviors defined by the XML namespaces specification are not supported:

1. XML namespaces permit the redeclaration of the xmlns attribute for a namespace at any point in the tree. It further permits this redeclaration to switch between namespace defaulting and prefixed usage, and permits the changing of the prefix. The method defined



in this document does not permit this. Throughout a document instance a given namespace must continue to use the same namespace prefix (when prefixing is used), or must continue to be used in the default scope.

2. When using XML namespace defaulting, it is legal to rely upon the DTD of the document to inform parsers of the namespace of elements. However, since namespace aware processors are not required to include the DTD when evaluating a document, content developers should declare the XML namespace of an element whenever the namespace changes:

```
...  
<p>  
  <myelement xmlns="..." />  
</p>
```



## E. Developing DTDs with defined and extended modules

This section is **informative**.

The primary purpose of defining XHTML modules and a general modularization methodology is to ease the development of document types that are based upon XHTML. These document types may extend XHTML by integrating additional capabilities (e.g., [SMIL] [p.258] ), or they may define a subset of XHTML for use in a specialized device. This section describes the techniques that document type designers must use in order to take advantage of the XML DTD implementation of this modularization architecture. It does this by applying the XHTML Modularization techniques in progressively more complex ways, culminating in the creation of a complete document type from disparate modules.

Note that in no case do these examples require the modification of the XHTML-provided module *file entities* themselves. The XHTML module file entities are completely parameterized, so that it is possible through separate module definitions and *driver files* to customize the definition and the content model of each element and each element's hierarchy.

Finally, remember that most users of XHTML are *not* expected to be DTD authors. DTD authors are generally people who are defining specialized markup that will improve the readability, simplify the rendering of a document, or ease machine-processing of documents, or they are client designers that need to define the specialized DTD for their specific client. Consider these cases:

- An organization is providing subscriber's information via a Web interface. The organization stores its subscriber information in an XML-based database. One way to report that information out from the database to the Web is to embed the XML records from the database directly in the XHTML document. While it is possible to merely embed the records, the organization could define a DTD module that describes the records, attach that module to an XHTML DTD, and thereby create a complete DTD for the pages. The organization can then access the data within the new elements via the Document Object Model [DOM] [p.257] , validate the documents, provide style definitions for the elements that cascade using Cascading Style Sheets [CSS2] [p.257] , etc. By taking the time to define the structure of their data and create a DTD using the processes defined in this section, the organization can realize the full benefits of XML.
- An Internet client developer is designing a specialized device. That device will only support a subset of XHTML, and the devices will always access the Internet via a proxy server that validates content before passing it on to the client (to minimize error handling on the client). In order to ensure that the content is valid, the developer creates a DTD that is a subset of XHTML using the processes defined in this section. They then use the new DTD in their proxy server and in their devices, and also make the DTD available to content developers so that developers can validate their content before making it available. By performing a few simple steps, the client developer can use the architecture defined in this document to greatly ease their DTD development cost *and* ensure that they are fully supporting the

subset of XHTML that they choose to include.

## E.1. Defining additional attributes

In some cases, an extension to XHTML can be as simple as additional attributes. Attributes can be added to an element just by specifying an additional ATTLIST for the element, for example:

```
<!ATTLIST %a.qname;
    %MyModule.pfx;myattr    CDATA        #IMPLIED
    %MyModule.xmlns.extras.attrib;
>
```

would add the "myattr" attribute, with an optional prefix defined by "%MyModule.pfx", with a value type of CDATA, to the "a" element. This works because XML permits the definition or extension of the attribute list for an element at any point in a DTD. *For a discussion of qualified names and namespace prefixes, see Defining the Namespace of a Module [p.54].*

Naturally, adding an attribute to a DTD does not mean that any new behavior is defined for arbitrary clients. However, a content developer could use an extra attribute to store information that is accessed by associated scripts via the Document Object Model (for example).

## E.2. Defining additional elements

Defining additional elements is only slightly more complicated than defining additional attributes. Basically, DTD authors should write the element declaration for each element:

```
<!-- In the qname sub-module -->
<!ENTITY % MyModule.myelement.qname    "%MyModule.pfx;myelement" >
<!ENTITY % MyModule.myotherelement.qname "%MyModule.pfx;myotherelement" >

<!-- In the declaration sub-module -->
<!ELEMENT %MyModule.myelement.qname;
    ( #PCDATA | %MyModule.myotherelement.qname; )* >
<!ATTLIST %MyModule.myelement.qname;
    myattribute    CDATA    #IMPLIED
>

<!ELEMENT %MyModule.myotherelement.qname; EMPTY >
```

After the elements are defined, they need to be integrated into the content model. Strategies for integrating new elements or sets of elements into the content model are addressed in the next section.

## E.3. Defining the content model for a collection of modules

Since the content model of XHTML modules is fully parameterized, DTD authors may modify the content model for every element in every module. The details of the DTD module interface are defined in Building DTD Modules [p.137]. Basically there are two ways to approach this modification:

1. Re-define the ".content" parameter entity for each element.
2. Re-define one or more of the global content model entities (normally via the ".extras" parameter entity).

The strategy taken will depend upon the nature of the modules being combined and the nature of the elements being integrated. The remainder of this section describes techniques for integrating two different classes of modules.

### E.3.1. Integrating a stand-alone module into XHTML

When a module (and remember, a module can be a collection of other modules) contains elements that only reference each other in their content model, it is said to be "internally complete". As such, the module can be used on its own; (for example, you could define a DTD that was just that module, and use one of its elements as the root element). Integrating such a module into XHTML is a three step process:

1. Decide what element(s) can be thought of as the root(s) of the new module.
2. Decide where these elements need to attach in the XHTML content tree.
3. Then, for each attachment point in the content tree, add the root element(s) to the content definition for the XHTML elements.

Consider attaching the elements defined above [p.58] . In that example, the element `myelement` is the root. To attach this element under the `img` element, and only the `img` element, of XHTML, the following would work:

```
<!ENTITY % img.content "( %MyModule.myelement.qname; ) * ">
```

A DTD defined with this content model would allow a document like the following fragment:

```

<myml:myelement >This is content of a locally defined element</myml:myelement>
</img>
```

It is important to note that normally the `img` element has a content model of `EMPTY`. By adding `myelement` to that content model, we are really just replacing `EMPTY` with `myelement`. In the case of other elements that already have content models defined, the addition of an element would require the restating of the existing content model in addition to `myelement`.

### E.3.2. Mixing a new module throughout the modules in XHTML

Extending the example above, to attach this module everywhere that the `%Flow.mix` content model group is permitted, would require something like the following:

```
<!ENTITY % Misc.extra
" | %MyModule.myelement.qname; " >
```

Since the %Misc.extra content model class is used in the %Misc.class parameter entity, and that parameter entity is used throughout the XHTML modules, the new module would become available throughout an extended XHTML document type.

## E.4. Creating a new DTD

So far the examples in this section have described the methods of extending XHTML and XHTML's content model. Once this is done, the next step is to collect the modules that comprise the DTD into a single DTD driver, incorporating the new definitions so that they override and augment the basic XHTML definitions as appropriate.

### E.4.1. Creating a simple DTD

Using the trivial example above, it is possible to define a new DTD that uses and extends the XHTML modules pretty easily. First, define the new elements and their content model in a module:

You can download this file from

<http://www.w3.org/MarkUp/DTD/examples/simpleml-model-1.mod>.

```
<!-- File: simpleml-model-1.mod -->

<!-- Declare a Parameter Entity (PE) that defines any external namespaces
      that are used by this module -->

<!-- Set the PE that is used in every ATTLIST in this module
      NS.prefixed.attrib is initialized in the xhtml-qname module, and
      SimpleML.ns.noprefix.attrib is initialized in the SimpleML DTD driver
      file.-->
<!ENTITY % SimpleML.xmlns.attrib
      "%NS.decl.attrib;"
>

<!ENTITY % SimpleML.Common.attrib
      "%SimpleML.xmlns.attrib;
      id          ID          #IMPLIED"
>

<!ENTITY % SimpleML.element.qname "%SimpleML.pfx;element" >
<!ENTITY % SimpleML.otherelement.qname "%SimpleML.pfx;otherelement" >

<!ELEMENT %SimpleML.element.qname;
      ( #PCDATA | %SimpleML.otherelement.qname; )* >
<!ATTLIST %SimpleML.element.qname;
      myattribute  CDATA #IMPLIED
      %SimpleML.Common.attrib;
>

<!ELEMENT %SimpleML.otherelement.qname; EMPTY >
<!ATTLIST %SimpleML.otherelement.qname;
      %SimpleML.Common.attrib;
>
```

```

<!ENTITY % SimpleML.img.myattr.qname "%SimpleML.pfx;myattr" >
<!ATTLIST %img.qname;
    %SimpleML.img.myattr.qname; CDATA #IMPLIED
>

<!-- Add our elements to the XHTML content model -->
<!ENTITY % Misc.class
    "| %SimpleML.element.qname;" >

<!-- Now bring in the XHTML Basic content model -->
<!ENTITY % xhtml-basic-model
    PUBLIC "-//W3C//ENTITIES XHTML Basic 1.0 Document Model 1.0//EN"
        "http://www.w3.org/TR/xhtml-basic/xhtml-basic10-model-1.mod" >
%xhtml-basic-model;

```

Next, define the DTD driver for the new language:

You can download this file from [http://www.w3.org/MarkUp/DTD/examples/simpleml-1\\_0.dtd](http://www.w3.org/MarkUp/DTD/examples/simpleml-1_0.dtd).

```

<!-- file: simpleml-1_0.dtd -->

<!-- Bring in the XHTML datatypes -->
<!ENTITY % xhtml-datatypes.mod
    PUBLIC "-//W3C//ENTITIES XHTML Datatypes 1.0//EN"
        "http://www.w3.org/MarkUp/DTD/xhtml-datatypes-1.mod" >
%xhtml-datatypes.mod;

<!-- Declare the actual namespace of this module -->
<!ENTITY % SimpleML.xmlns "http://www.example.com/xmlns/simpleml1" >

<!-- By default, disable prefixing of new module -->
<!ENTITY % NS.prefix "IGNORE" >
<!ENTITY % SimpleML.prefix "%NS.prefix;" >

<!-- Default prefix for module elements and attributes -->
<!ENTITY % SimpleML.prefix "simpleml" >

<!-- If this module's namespace is prefixed -->
<![%SimpleML.prefix;[
    <!ENTITY % SimpleML.pfx "%SimpleML.prefix;:" >
]]>
<!ENTITY % SimpleML.pfx "" >

<![%SimpleML.prefix;[
    <!ENTITY % SimpleML.xmlns.extra.attrib
        "xmlns:%SimpleML.prefix; %URI.datatype; #FIXED '%SimpleML.xmlns;'" >
]]>
<!ENTITY % SimpleML.xmlns.extra.attrib "" >

<!ENTITY % XHTML.xmlns.extra.attrib
    "%SimpleML.xmlns.extra.attrib;"
>

<!-- Set the content model for our language -->
<!ENTITY % xhtml-model.mod
    SYSTEM "simpleml-model-1.mod" >
<!-- Instantiate xhtml basic's DTD to do all the work -->

```

```
<!ENTITY % xhtml-basic.dtd
    PUBLIC "-//W3C//DTD XHTML Basic 1.0//EN"
        "http://www.w3.org/TR/xhtml-basic/xhtml-basic10.dtd" >
%xhtml-basic.dtd;
```

When using this DTD, it is possible to enable the use of XML namespace prefixes. When so doing, the start of a document using this new DTD might look like:

You can download this file from <http://www.w3.org/MarkUp/DTD/examples/simple-prefixed.html>.

```
<!DOCTYPE html SYSTEM "simpleml-1_0.dtd" [
  <!ENTITY % SimpleML.prefixed "INCLUDE">
]>
<html xmlns="http://www.w3.org/1999/xhtml"
      xmlns:simpleml="http://www.example.com/xmlns/simpleml1" >
<head>
<title>An example using defaults</title>
</head>
<body>
<p>This is content in the XHTML namespace</p>
<simpleml:element>
  This is content in the SimpleML namespace.
  <simpleml:otherelement />
</simpleml:element>
<p></p>
</body>
</html>
```

## E.4.2. Creating a DTD by extending XHTML

Next, there is the situation where a complete, additional, and complex module is added to XHTML (or to a subset of XHTML). In essence, this is the same as in the trivial example above, the only difference being that the module being added is incorporated in the DTD by reference rather than explicitly including the new definitions in the DTD.

One such complex module is the DTD for [MATHML] [p.258]. In order to combine MathML and XHTML into a single DTD, an author would just decide where MathML content should be legal in the document, and add the MathML root element to the content model at that point. First, define a content model module that instantiates the MathML DTD and connects it to the content model:

```
<!-- File: mathml-model.mod -->
<!ENTITY % XHTML1-math
    PUBLIC "-//W3C//DTD MathML 2.0//EN"
        "http://www.w3.org/TR/MathML2/dtd/mathml2.dtd" >
%XHTML1-math;

<!ENTITY % Inlspecial.extra
    "%a.qname; | %img.qname; | %object.qname; | %map.qname;
    | %Mathml.Math.qname;" >
```



Next, define a DTD driver that identifies our new content model module as the content model for the DTD, and hands off processing to the XHTML 1.1 driver (for example):

```
<!-- File: xhtml-mathml.dtd -->
<!ENTITY % xhtml-model.mod
    SYSTEM "mathml-model.mod" >
<!ENTITY % xhtml11.dtd
    PUBLIC "-//W3C//DTD XHTML 1.1//EN"
        "http://www.w3.org/TR/xhtml11/DTD/xhtml11.dtd" >
%xhtml11.dtd;
```

### E.4.3. Creating a DTD by removing and replacing XHTML modules

Another way in which DTD authors may use XHTML modules is to define a DTD that is a subset of an XHTML family document type (because, for example, they are building devices or software that only supports a subset of XHTML). Doing this is only slightly more complex than the previous example. The basic steps to follow are:

1. Take an XHTML family DTD as the basis of the new document type (we will use XHTML 1.1).
2. Select the modules to remove from that DTD.
3. Define a new DTD that "IGNORES" the modules.
4. Introduce some new modules.

For example, consider a device that uses XHTML modules, but without forms or tables. The DTD for such a device would look like this:

```
<!-- File: xhtml-simple.dtd -->
<!ENTITY % xhtml-form.module "IGNORE" >
<!ENTITY % xhtml-table.module "IGNORE" >
<!-- Bring in the basic tables module -->
<!ENTITY % xhtml-basic-table.mod
    PUBLIC "-//W3C//ELEMENTS XHTML Basic Tables 1.0//EN"
        "http://www.w3.org/MarkUp/DTD/xhtml-basic-table-1.mod"
>
%xhtml-basic-table.mod;
<!ENTITY % xhtml11.mod
    PUBLIC "-//W3C//DTD XHTML 1.1//EN"
        "http://www.w3.org/TR/xhtml11/DTD/xhtml11.dtd" >
%xhtml11.mod;
```

Note that this does not actually modify the content model for the XHTML 1.1 DTD. However, since XML ignores elements in content models that are not defined, the form and table elements are dropped from the model automatically.

## E.4.4. Creating a new DTD

Finally, some DTD authors may wish to start from scratch, using the XHTML Modularization framework as a toolkit for building a new markup language. This language must be made up of the minimal, required modules from XHTML. It may also contain other XHTML-defined modules or any other module that the author wishes to employ. In this example, we will take the XHTML required modules, add some XHTML-defined modules, and also add in the module we defined above.

The first step is to use the XHTML-provided template for a new qualified names module, modified to define the qualified names and namespace for our new elements.

You can download this file from <http://www.w3.org/MarkUp/DTD/examples/myml-qname-1.mod>.

```
<!-- file: myml-qname-1.mod -->

<!-- Bring in the datatypes - we use the URI.datatype PE for declaring the
      xmlns attributes. -->
<!ENTITY % MyML-datatypes.mod
      PUBLIC "-//W3C//ENTITIES XHTML Datatypes 1.0//EN"
      "http://www.w3.org/MarkUp/DTD/xhtml-datatypes-1.mod" >
%MyML-datatypes.mod;

<!-- By default, disable prefixing of this module -->
<!ENTITY % NS.prefixed "IGNORE" >
<!ENTITY % MyML.prefixed "%NS.prefixed;" >

<!-- Declare the actual namespace of this module -->
<!ENTITY % MyML.xmlns "http://www.example.com/xmlns/myml" >

<!-- Declare the default prefix for this module -->
<!ENTITY % MyML.prefix "myml" >

<!-- If this module's namespace is prefixed -->
<![%MyML.prefixed;[
  <!ENTITY % MyML.pfx "%MyML.prefix;" >
]]>
<!ENTITY % MyML.pfx "" >

<!-- This entity is ALWAYS prefixed, for use when adding our
      attributes to an element in another namespace -->
<!ENTITY % MyML.xmlns.attrib.prefixed
      "xmlns:%MyML.prefix; %URI.datatype; #FIXED '%MyML.xmlns;'"
>

<!-- Declare a Parameter Entity (PE) that defines any external namespaces
      that are used by this module -->
<!ENTITY % MyML.xmlns.extra.attrib "" >

<!-- If we want to use xhtml namespace attributes on our elements, then
      we need a prefix for them; default to xhtml. -->
<!ENTITY % XHTML.prefix "xhtml" >

<!-- Declare a PE that defines the xmlns attributes for use by MyML. -->
```

```

<![%MyML.prefixed;[
<!ENTITY % MyML.xmlns.attrib
    "%MyML.xmlns.attrib.prefixed;
    %MyML.xmlns.extra.attrib;"
>
<!-- Make sure that the MyML namespace attributes are included on the XHTML
    attribute set -->
<!ENTITY % XHTML.xmlns.extra.attrib
    "xmlns:%XHTML.prefix; %URI.datatype; #FIXED 'http://www.w3.org/1999/xhtml'
    %MyML.xmlns.attrib;" >
]]>
<!-- if we are not prefixed, then our elements should have the default
    namespace AND the prefixed namespace is added to the XHTML set
    because our attributes can be referenced on those elements
-->
<!ENTITY % MyML.xmlns.attrib
    "xmlns %URI.datatype; #FIXED '%MyML.xmlns;'"
    %MyML.xmlns.extra.attrib;"
>
<!ENTITY % XHTML.xmlns.extra.attrib
    "xmlns:%XHTML.prefix; %URI.datatype; #FIXED 'http://www.w3.org/1999/xhtml'
    %MyML.xmlns.attrib.prefixed;"
>
<!-- Now declare the element names -->

<!ENTITY % MyML.myelement.qname "%MyML.pfx;myelement" >
<!ENTITY % MyML.myotherelement.qname "%MyML.pfx;myotherelement" >

```

Next, define a module that defines the elements and attributes using the XHTML provided template.

You can download this file from

<http://www.w3.org/MarkUp/DTD/examples/myml-elements-1.mod>.

```

<!-- ..... -->
<!-- My Elements Module ..... -->
<!-- file: myml-elements-1_0.mod

PUBLIC "-//MY COMPANY//ELEMENTS XHTML MyML Elements 1.0//EN"
SYSTEM "http://example.com/DTDs/myml-elements-1_0.mod"

xmlns:myml="http://example.com/DTDs/myml-1_0.dtd"
..... -->

<!-- My Elements Module

myelement
myotherelement

This module has no purpose other than to provide structure for some
PCDATA content.
-->

<!ELEMENT %MyML.myelement.qname;
    ( #PCDATA | %MyML.myotherelement.qname; )* >
<!ATTLIST %MyML.myelement.qname;

```

```

    myattribute    CDATA    #IMPLIED
    %MyML.xmlns.attrib;
    %XHTML.global.common.attrib;
>

<!ELEMENT %MyML.myotherelement.qname; EMPTY >
<!ATTLIST %MyML.myotherelement.qname;
    %MyML.xmlns.attrib;
    %XHTML.global.common.attrib;
>

<!ENTITY % MyML.img.myattr.qname "%MyML.prefix;:myattr" >
<!ATTLIST %img.qname;
    %MyML.img.myattr.qname;    CDATA    #IMPLIED
    %MyML.xmlns.attrib.prefixed;
>

<!-- end of myml-elements-1_0.mod -->

```

Now, build a content model description that hooks the new elements and attributes into the other XHTML elements. The following example is patterned after the XHTML Basic content model, but is a complete, free-standing content model module:

You can download this file from <http://www.w3.org/MarkUp/DTD/examples/myml-model-1.mod>.

```

<!-- ..... -->
<!-- MyML Model Module ..... -->
<!-- file: myml-model-1.mod

PUBLIC "-//MY COMPANY//ELEMENTS XHTML MyML Model 1.0//EN"
SYSTEM "http://example.com/DTDs/myml-model-1_0.mod"

xmlns:myml="http://www.example.com/xmlns/myml"
..... -->

<!-- Define the content model for Misc.extra -->
<!ENTITY % Misc.class
    "| %MyML.myelement.qname; ">

<!-- ..... Inline Elements ..... -->

<!ENTITY % HeadOpts.mix
    "( %meta.qname; )*" >

<!ENTITY % I18n.class "" >

<!ENTITY % InlStruct.class "%br.qname; | %span.qname;" >

<!ENTITY % InlPhras.class
    "| %em.qname; | %strong.qname; | %dfn.qname; | %code.qname;
    | %samp.qname; | %kbd.qname; | %var.qname; | %cite.qname;
    | %abbr.qname; | %acronym.qname; | %q.qname;" >

<!ENTITY % InlPres.class
    "" >

```

```

<!ENTITY % Anchor.class "| %a.qname;" >

<!ENTITY % InlSpecial.class "| %img.qname; " >

<!ENTITY % Inline.extra "" >

<!-- %Inline.class; includes all inline elements,
      used as a component in mixes
-->
<!ENTITY % Inline.class
      "%InlStruct.class;
      %InlPhras.class;
      %InlPres.class;
      %Anchor.class;
      %InlSpecial.class;"
>

<!-- %InlNoAnchor.class; includes all non-anchor inlines,
      used as a component in mixes
-->
<!ENTITY % InlNoAnchor.class
      "%InlStruct.class;
      %InlPhras.class;
      %InlPres.class;
      %InlSpecial.class;"
>

<!-- %InlNoAnchor.mix; includes all non-anchor inlines
-->
<!ENTITY % InlNoAnchor.mix
      "%InlNoAnchor.class;
      %Misc.class;"
>

<!-- %Inline.mix; includes all inline elements, including %Misc.class;
-->
<!ENTITY % Inline.mix
      "%Inline.class;
      %Misc.class;"
>

<!-- ..... Block Elements ..... -->

<!ENTITY % Heading.class
      "%h1.qname; | %h2.qname; | %h3.qname;
      | %h4.qname; | %h5.qname; | %h6.qname;" >

<!ENTITY % List.class "%ul.qname; | %ol.qname; | %dl.qname;" >

<!ENTITY % BlkStruct.class "%p.qname; | %div.qname;" >

<!ENTITY % BlkPhras.class
      "| %pre.qname; | %blockquote.qname; | %address.qname;" >

<!ENTITY % BlkPres.class "" >

<!ENTITY % Block.extra "" >

```

```

<!-- %Block.class; includes all block elements,
      used as an component in mixes
-->
<!ENTITY % Block.class
      "%BlkStruct.class;
      %BlkPhras.class;
      %BlkPres.class;
      %Block.extra;"
>

<!-- %Block.mix; includes all block elements plus %Misc.class;
-->
<!ENTITY % Block.mix
      "%Heading.class;
      | %List.class;
      | %Block.class;
      %Misc.class;"
>

<!-- ..... All Content Elements ..... -->

<!-- %Flow.mix; includes all text content, block and inline
-->
<!ENTITY % Flow.mix
      "%Heading.class;
      | %List.class;
      | %Block.class;
      | %Inline.class;
      %Misc.class;"
>

<!-- special content model for pre element -->
<!ENTITY % pre.content
      "( #PCDATA
      | %Inline.class; )"
>

<!-- end of myml-model-1.mod -->

```

Finally, use the XHTML-provided template for a new DTD, modified as appropriate for our new markup language:

You can download this file from [http://www.w3.org/MarkUp/DTD/examples/myml-1\\_0.dtd](http://www.w3.org/MarkUp/DTD/examples/myml-1_0.dtd).

```

<!-- ..... -->
<!-- MYML DTD ..... -->
<!-- file: myml-1_0.dtd -->

<!-- This is the DTD driver for myml 1.0.

      Please use this formal public identifier to identify it:

      "-//MY COMPANY//DTD XHTML MYML 1.0//EN"

      And this namespace for myml-unique elements:

```

```

        xmlns:myml="http://www.example.com/xmlns/myml"
-->
<!ENTITY % XHTML.version "-//MY COMPANY//DTD XHTML MYML 1.0//EN" >

<!-- reserved for use with document profiles -->
<!ENTITY % XHTML.profile "" >

<!-- Tell the framework to use our qualified names module as an extra qname
driver -->
<!ENTITY % xhtml-qname-extra.mod
        SYSTEM "myml-qname-1.mod" >

<!-- Define the Content Model for the framework to use -->
<!ENTITY % xhtml-model.mod
        SYSTEM "myml-model-1.mod" >

<!-- Disable bidirectional text support -->
<!ENTITY % XHTML.bidi "IGNORE" >

<!-- Bring in the XHTML Framework -->
<!ENTITY % xhtml-framework.mod
        PUBLIC "-//W3C//ENTITIES XHTML Modular Framework 1.0//EN"
                "http://www.w3.org/Markup/DTD/xhtml-framework-1.mod" >
%xhtml-framework.mod;

<!-- Basic Text Module (Required) ..... -->
<!ENTITY % xhtml-text.mod
        PUBLIC "-//W3C//ELEMENTS XHTML Basic Text 1.0//EN"
                "http://www.w3.org/Markup/DTD/xhtml-text-1.mod" >
%xhtml-text.mod;

<!-- Hypertext Module (required) ..... -->
<!ENTITY % xhtml-hypertext.mod
        PUBLIC "-//W3C//ELEMENTS XHTML Hypertext 1.0//EN"
                "http://www.w3.org/Markup/DTD/xhtml-hypertext-1.mod" >
%xhtml-hypertext.mod;

<!-- Lists Module (required) ..... -->
<!ENTITY % xhtml-list.mod
        PUBLIC "-//W3C//ELEMENTS XHTML Lists 1.0//EN"
                "http://www.w3.org/Markup/DTD/xhtml-list-1.mod" >
%xhtml-list.mod;

<!-- My Elements Module ..... -->
<!ENTITY % MyML-elements.mod
        SYSTEM "myml-elements-1.mod" >
%MyML-elements.mod;

<!-- XHTML Images module ..... -->
<!ENTITY % xhtml-image.mod
        PUBLIC "-//W3C//ELEMENTS XHTML Images 1.0//EN"
                "http://www.w3.org/Markup/DTD/xhtml-image-1.mod" >
%xhtml-image.mod;

<!-- Document Metainformation Module ..... -->
<!ENTITY % xhtml-meta.mod

```

```

PUBLIC "-//W3C//ELEMENTS XHTML Metainformation 1.0//EN"
    "http://www.w3.org/MarkUp/DTD/xhtml-meta-1.mod" >
%xmlns-meta.mod;

<!-- Document Structure Module (required) ..... -->
<!ENTITY % xhtml-struct.mod
    PUBLIC "-//W3C//ELEMENTS XHTML Document Structure 1.0//EN"
    "http://www.w3.org/MarkUp/DTD/xhtml-struct-1.mod" >
%xmlns-struct.mod;

```

## E.5. Using the new DTD

Once a new DTD has been developed, it can be used in any document. Using the DTD is as simple as just referencing it in the DOCTYPE declaration of a document:

You can download this file from <http://www.w3.org/MarkUp/DTD/examples/myml-noprefix.xhtml>.

```

<!DOCTYPE html SYSTEM "myml-1_0.dtd" >
<html xmlns="http://www.w3.org/1999/xhtml"
    xmlns:xhtml="http://www.w3.org/1999/xhtml"
    xmlns:myml="http://www.example.com/xmlns/myml" >
<head>
<title>An example using defaults</title>
</head>
<body>
<p>This is content in the XHTML namespace</p>
<myelement xhtml:id="myid" xhtml:class="localElement">
    This is content in the SimpleML namespace.
    <myotherelement />
</myelement>
<p></p>
</body>
</html>

```

The document can also use the elements outside of the XHTML namespace by prefixing them:

You can download this file from <http://www.w3.org/MarkUp/DTD/examples/myml-prefixed.xhtml>.

```

<!DOCTYPE html SYSTEM "myml-1_0.dtd" [
    <!ENTITY % MyML.prefixed "INCLUDE" >
]>
<html xmlns="http://www.w3.org/1999/xhtml"
    xmlns:xhtml="http://www.w3.org/1999/xhtml"
    xmlns:myml="http://www.example.com/xmlns/myml" >
<head>
<title>An example using defaults</title>
</head>
<body>
<p>This is content in the XHTML namespace</p>
<myml:myelement xhtml:id="myid" xhtml:class="localElement">
    This is content in the myml namespace.
    <myml:myotherelement />

```



```
</myml:myelement>  
<p></p>  
</body>  
</html>
```



## F. XHTML DTD Module Implementations

This appendix is *normative*.

This appendix contains implementations of the modules defined in XHTML Abstract Modules via XML DTDs. These module implementations can be used by XHTML Family Document Types. There are direct links to the various files, and the files are also contained in the "Gzip'd TAR" and "Zip" archives linked to at the top of this specification.

### F.1. XHTML Character Entities

XHTML DTDs make available a standard collection of named character entities. Those entities are defined in this section.

#### F.1.1. XHTML Latin 1 Character Entities

You can download this file from <http://www.w3.org/MarkUp/DTD/xhtml-lat1.ent>.

```
<!-- ..... -->
<!-- XML-compatible ISO Latin 1 Character Entity Set for XHTML ..... -->
<!-- file: xhtml-lat1.ent

Typical invocation:

<!ENTITY % xhtml-lat1
PUBLIC "-//W3C//ENTITIES Latin 1 for XHTML//EN"
"xhtml-lat1.ent" >
%xhtml-lat1;

This DTD module is identified by the PUBLIC and SYSTEM identifiers:

PUBLIC "-//W3C//ENTITIES Latin 1 for XHTML//EN"
SYSTEM "http://www.w3.org/MarkUp/DTD/xhtml-lat1.ent"

Revision: $Id: xhtml-lat1.ent,v 4.1 2001/04/10 09:34:14 altheim Exp $ SMI

Portions (C) International Organization for Standardization 1986:
Permission to copy in any form is granted for use with conforming
SGML systems and applications as defined in ISO 8879, provided
this notice is included in all copies.
-->

<!ENTITY nbsp "&#160;" ><!-- no-break space = non-breaking space, U+00A0 ISOnum -->
<!ENTITY iexcl "&#161;" ><!-- inverted exclamation mark, U+00A1 ISOnum -->
<!ENTITY cent "&#162;" ><!-- cent sign, U+00A2 ISOnum -->
<!ENTITY pound "&#163;" ><!-- pound sign, U+00A3 ISOnum -->
<!ENTITY curren "&#164;" ><!-- currency sign, U+00A4 ISOnum -->
<!ENTITY yen "&#165;" ><!-- yen sign = yuan sign, U+00A5 ISOnum -->
<!ENTITY brvbar "&#166;" ><!-- broken bar = broken vertical bar, U+00A6 ISOnum -->
<!ENTITY sect "&#167;" ><!-- section sign, U+00A7 ISOnum -->
<!ENTITY uml "&#168;" ><!-- diaeresis = spacing diaeresis, U+00A8 ISODia -->
<!ENTITY copy "&#169;" ><!-- copyright sign, U+00A9 ISOnum -->
<!ENTITY ordf "&#170;" ><!-- feminine ordinal indicator, U+00AA ISOnum -->
<!ENTITY laquo "&#171;" ><!-- left-pointing double angle quotation mark = left pointing guillemet, U+00AB ISOnum -->
<!ENTITY not "&#172;" ><!-- not sign, U+00AC ISOnum -->
<!ENTITY shy "&#173;" ><!-- soft hyphen = discretionary hyphen, U+00AD ISOnum -->
<!ENTITY reg "&#174;" ><!-- registered sign = registered trade mark sign, U+00AE ISOnum -->
<!ENTITY macr "&#175;" ><!-- macron = spacing macron = overline = APL overbar, U+00AF ISODia -->
<!ENTITY deg "&#176;" ><!-- degree sign, U+00B0 ISOnum -->
<!ENTITY plusmn "&#177;" ><!-- plus-minus sign = plus-or-minus sign, U+00B1 ISOnum -->
<!ENTITY sup2 "&#178;" ><!-- superscript two = superscript digit two = squared, U+00B2 ISOnum -->
<!ENTITY sup3 "&#179;" ><!-- superscript three = superscript digit three = cubed, U+00B3 ISOnum -->
<!ENTITY acute "&#180;" ><!-- acute accent = spacing acute, U+00B4 ISODia -->
<!ENTITY micro "&#181;" ><!-- micro sign, U+00B5 ISOnum -->
<!ENTITY para "&#182;" ><!-- pilcrow sign = paragraph sign, U+00B6 ISOnum -->
<!ENTITY middot "&#183;" ><!-- middle dot = Georgian comma = Greek middle dot, U+00B7 ISOnum -->
<!ENTITY cedil "&#184;" ><!-- cedilla = spacing cedilla, U+00B8 ISODia -->
```

```

<!ENTITY sup1 "&#185;" ><!-- superscript one = superscript digit one, U+00B9 ISOnum -->
<!ENTITY ordm "&#186;" ><!-- masculine ordinal indicator, U+00BA ISOnum -->
<!ENTITY raquo "&#187;" ><!-- right-pointing double angle quotation mark = right pointing guillemet, U+00BB ISOnum -->
<!ENTITY frac14 "&#188;" ><!-- vulgar fraction one quarter = fraction one quarter, U+00BC ISOnum -->
<!ENTITY frac12 "&#189;" ><!-- vulgar fraction one half = fraction one half, U+00BD ISOnum -->
<!ENTITY frac34 "&#190;" ><!-- vulgar fraction three quarters = fraction three quarters, U+00BE ISOnum -->
<!ENTITY iquest "&#191;" ><!-- inverted question mark = turned question mark, U+00BF ISOnum -->
<!ENTITY Agrave "&#192;" ><!-- latin capital A with grave = latin capital A grave, U+00C0 ISolat1 -->
<!ENTITY Aacute "&#193;" ><!-- latin capital A with acute, U+00C1 ISolat1 -->
<!ENTITY Acirc "&#194;" ><!-- latin capital A with circumflex, U+00C2 ISolat1 -->
<!ENTITY Atilde "&#195;" ><!-- latin capital A with tilde, U+00C3 ISolat1 -->
<!ENTITY Auml "&#196;" ><!-- latin capital A with diaeresis, U+00C4 ISolat1 -->
<!ENTITY Aring "&#197;" ><!-- latin capital A with ring above = latin capital A ring, U+00C5 ISolat1 -->
<!ENTITY Aelig "&#198;" ><!-- latin capital AE = latin capital ligature AE, U+00C6 ISolat1 -->
<!ENTITY Ccedil "&#199;" ><!-- latin capital C with cedilla, U+00C7 ISolat1 -->
<!ENTITY Egrave "&#200;" ><!-- latin capital E with grave, U+00C8 ISolat1 -->
<!ENTITY Eacute "&#201;" ><!-- latin capital E with acute, U+00C9 ISolat1 -->
<!ENTITY Ecirc "&#202;" ><!-- latin capital E with circumflex, U+00CA ISolat1 -->
<!ENTITY Euml "&#203;" ><!-- latin capital E with diaeresis, U+00CB ISolat1 -->
<!ENTITY Igrave "&#204;" ><!-- latin capital I with grave, U+00CC ISolat1 -->
<!ENTITY Iacute "&#205;" ><!-- latin capital I with acute, U+00CD ISolat1 -->
<!ENTITY Icirc "&#206;" ><!-- latin capital I with circumflex, U+00CE ISolat1 -->
<!ENTITY Iuml "&#207;" ><!-- latin capital I with diaeresis, U+00CF ISolat1 -->
<!ENTITY ETH "&#208;" ><!-- latin capital ETH, U+00D0 ISolat1 -->
<!ENTITY Ntilde "&#209;" ><!-- latin capital N with tilde, U+00D1 ISolat1 -->
<!ENTITY Ograve "&#210;" ><!-- latin capital O with grave, U+00D2 ISolat1 -->
<!ENTITY Oacute "&#211;" ><!-- latin capital O with acute, U+00D3 ISolat1 -->
<!ENTITY Ocirc "&#212;" ><!-- latin capital O with circumflex, U+00D4 ISolat1 -->
<!ENTITY Otilde "&#213;" ><!-- latin capital O with tilde, U+00D5 ISolat1 -->
<!ENTITY Ouml "&#214;" ><!-- latin capital O with diaeresis, U+00D6 ISolat1 -->
<!ENTITY times "&#215;" ><!-- multiplication sign, U+00D7 ISOnum -->
<!ENTITY Oslash "&#216;" ><!-- latin capital O with stroke = latin capital O slash, U+00D8 ISolat1 -->
<!ENTITY Ugrave "&#217;" ><!-- latin capital U with grave, U+00D9 ISolat1 -->
<!ENTITY Uacute "&#218;" ><!-- latin capital U with acute, U+00DA ISolat1 -->
<!ENTITY Ucirc "&#219;" ><!-- latin capital U with circumflex, U+00DB ISolat1 -->
<!ENTITY Uuml "&#220;" ><!-- latin capital U with diaeresis, U+00DC ISolat1 -->
<!ENTITY Yacute "&#221;" ><!-- latin capital Y with acute, U+00DD ISolat1 -->
<!ENTITY THORN "&#222;" ><!-- latin capital THORN, U+00DE ISolat1 -->
<!ENTITY szlig "&#223;" ><!-- latin small sharp s = ess-zed, U+00DF ISolat1 -->
<!ENTITY agrave "&#224;" ><!-- latin small a with grave = latin small a grave, U+00E0 ISolat1 -->
<!ENTITY aacute "&#225;" ><!-- latin small a with acute, U+00E1 ISolat1 -->
<!ENTITY acirc "&#226;" ><!-- latin small a with circumflex, U+00E2 ISolat1 -->
<!ENTITY atilde "&#227;" ><!-- latin small a with tilde, U+00E3 ISolat1 -->
<!ENTITY auml "&#228;" ><!-- latin small a with diaeresis, U+00E4 ISolat1 -->
<!ENTITY aring "&#229;" ><!-- latin small a with ring above = latin small a ring, U+00E5 ISolat1 -->
<!ENTITY aelig "&#230;" ><!-- latin small ae = latin small ligature ae, U+00E6 ISolat1 -->
<!ENTITY ccedil "&#231;" ><!-- latin small c with cedilla, U+00E7 ISolat1 -->
<!ENTITY egrave "&#232;" ><!-- latin small e with grave, U+00E8 ISolat1 -->
<!ENTITY eacute "&#233;" ><!-- latin small e with acute, U+00E9 ISolat1 -->
<!ENTITY ecirc "&#234;" ><!-- latin small e with circumflex, U+00EA ISolat1 -->
<!ENTITY euml "&#235;" ><!-- latin small e with diaeresis, U+00EB ISolat1 -->
<!ENTITY igrave "&#236;" ><!-- latin small i with grave, U+00EC ISolat1 -->
<!ENTITY iacute "&#237;" ><!-- latin small i with acute, U+00ED ISolat1 -->
<!ENTITY icirc "&#238;" ><!-- latin small i with circumflex, U+00EE ISolat1 -->
<!ENTITY iuml "&#239;" ><!-- latin small i with diaeresis, U+00EF ISolat1 -->
<!ENTITY eth "&#240;" ><!-- latin small eth, U+00F0 ISolat1 -->
<!ENTITY ntilde "&#241;" ><!-- latin small n with tilde, U+00F1 ISolat1 -->
<!ENTITY ograve "&#242;" ><!-- latin small o with grave, U+00F2 ISolat1 -->
<!ENTITY oacute "&#243;" ><!-- latin small o with acute, U+00F3 ISolat1 -->
<!ENTITY ocirc "&#244;" ><!-- latin small o with circumflex, U+00F4 ISolat1 -->
<!ENTITY otilde "&#245;" ><!-- latin small o with tilde, U+00F5 ISolat1 -->
<!ENTITY ouml "&#246;" ><!-- latin small o with diaeresis, U+00F6 ISolat1 -->
<!ENTITY divide "&#247;" ><!-- division sign, U+00F7 ISOnum -->
<!ENTITY oslash "&#248;" ><!-- latin small o with stroke, = latin small o slash, U+00F8 ISolat1 -->
<!ENTITY ugrave "&#249;" ><!-- latin small u with grave, U+00F9 ISolat1 -->
<!ENTITY uacute "&#250;" ><!-- latin small u with acute, U+00FA ISolat1 -->
<!ENTITY ucirc "&#251;" ><!-- latin small u with circumflex, U+00FB ISolat1 -->
<!ENTITY uuml "&#252;" ><!-- latin small u with diaeresis, U+00FC ISolat1 -->
<!ENTITY yacute "&#253;" ><!-- latin small y with acute, U+00FD ISolat1 -->
<!ENTITY thorn "&#254;" ><!-- latin small thorn with, U+00FE ISolat1 -->
<!ENTITY yuml "&#255;" ><!-- latin small y with diaeresis, U+00FF ISolat1 -->
<!-- end of xhtml-lat1.ent -->

```

## F.1.2. XHTML Special Characters

You can download this file from <http://www.w3.org/MarkUp/DTD/xhtml-special.ent>.

```

<!-- ..... -->
<!-- XML-compatible ISO Special Character Entity Set for XHTML ..... -->
<!-- file: xhtml-special.ent

Typical invocation:

    <!ENTITY % xhtml-special
        PUBLIC "-//W3C//ENTITIES Special for XHTML//EN"
            "xhtml-special.ent" >
    %xhtml-special;

This DTD module is identified by the PUBLIC and SYSTEM identifiers:

    PUBLIC "-//W3C//ENTITIES Special for XHTML//EN"
    SYSTEM "http://www.w3.org/MarkUp/DTD/xhtml-special.ent"

Revision: $Id: xhtml-special.ent,v 4.1 2001/04/10 09:34:14 altheim Exp $ SMI

Portions (C) International Organization for Standardization 1986:
Permission to copy in any form is granted for use with conforming
SGML systems and applications as defined in ISO 8879, provided
this notice is included in all copies.

Revisions:
2000-10-28: added &apos; and altered XML Predefined Entities for compatibility
-->

<!-- Relevant ISO entity set is given unless names are newly introduced.
New names (i.e., not in ISO 8879 [SGML] list) do not clash with
any existing ISO 8879 entity names. ISO 10646 [ISO10646] character
numbers are given for each character, in hex. Entity values are
decimal conversions of the ISO 10646 values and refer to the
document character set. Names are Unicode [UNICODE] names.
-->

<!-- C0 Controls and Basic Latin -->
<!ENTITY lt      "&#38;#60;" ><!-- less-than sign, U+003C ISONum -->
<!ENTITY gt      "&#62;" ><!-- greater-than sign, U+003E ISONum -->
<!ENTITY amp     "&#38;#38;" ><!-- ampersand, U+0026 ISONum -->
<!ENTITY apos    "&#39;" ><!-- The Apostrophe (Apostrophe Quote, APL Quote), U+0027 ISONum -->
<!ENTITY quot    "&#34;" ><!-- quotation mark (Quote Double), U+0022 ISONum -->

<!-- Latin Extended-A -->
<!ENTITY Oelig   "&#338;" ><!-- latin capital ligature OE, U+0152 ISOLat2 -->
<!ENTITY oelig   "&#339;" ><!-- latin small ligature oe, U+0153 ISOLat2 -->

<!-- ligature is a misnomer, this is a separate character in some languages -->
<!ENTITY Scaron  "&#352;" ><!-- latin capital letter S with caron, U+0160 ISOLat2 -->
<!ENTITY scaron  "&#353;" ><!-- latin small letter s with caron, U+0161 ISOLat2 -->
<!ENTITY Yuml    "&#376;" ><!-- latin capital letter Y with diaeresis, U+0178 ISOLat2 -->

<!-- Spacing Modifier Letters -->
<!ENTITY circ    "&#710;" ><!-- modifier letter circumflex accent, U+02C6 ISOpub -->
<!ENTITY tilde   "&#732;" ><!-- small tilde, U+02DC ISodia -->

<!-- General Punctuation -->
<!ENTITY ensp    "&#8194;" ><!-- en space, U+2002 ISOpub -->
<!ENTITY emsp    "&#8195;" ><!-- em space, U+2003 ISOpub -->
<!ENTITY thinsp  "&#8201;" ><!-- thin space, U+2009 ISOpub -->
<!ENTITY zwnj    "&#8204;" ><!-- zero width non-joiner, U+200C NEW RFC 2070 -->
<!ENTITY zwj     "&#8205;" ><!-- zero width joiner, U+200D NEW RFC 2070 -->
<!ENTITY lrm     "&#8206;" ><!-- left-to-right mark, U+200E NEW RFC 2070 -->

```

```

<!ENTITY rlm      "‏" ><!-- right-to-left mark, U+200F NEW RFC 2070 -->
<!ENTITY ndash   "–" ><!-- en dash, U+2013 ISOpub -->
<!ENTITY mdash   "—" ><!-- em dash, U+2014 ISOpub -->
<!ENTITY lsquo   "‘" ><!-- left single quotation mark, U+2018 ISOnum -->
<!ENTITY rsquo   "’" ><!-- right single quotation mark, U+2019 ISOnum -->
<!ENTITY sbquo   "‚" ><!-- single low-9 quotation mark, U+201A NEW -->
<!ENTITY ldquo   "“" ><!-- left double quotation mark, U+201C ISOnum -->
<!ENTITY rdquo   "”" ><!-- right double quotation mark, U+201D ISOnum -->
<!ENTITY bdquo   "„" ><!-- double low-9 quotation mark, U+201E NEW -->
<!ENTITY dagger  "†" ><!-- dagger, U+2020 ISOpub -->
<!ENTITY Dagger  "‡" ><!-- double dagger, U+2021 ISOpub -->
<!ENTITY permil  "‰" ><!-- per mille sign, U+2030 ISotech -->

<!-- lsaquo is proposed but not yet ISO standardized -->
<!ENTITY lsaquo  "‹" ><!-- single left-pointing angle quotation mark, U+2039 ISO proposed -->
<!-- rsaquo is proposed but not yet ISO standardized -->
<!ENTITY rsaquo  "›" ><!-- single right-pointing angle quotation mark, U+203A ISO proposed -->
<!ENTITY euro    "€" ><!-- euro sign, U+20AC NEW -->

<!-- end of xhtml-special.ent -->

```

## F.1.3. XHTML Mathematical, Greek, and Symbolic Characters

You can download this file from <http://www.w3.org/MarkUp/DTD/xhtml-symbol.ent>.

```

<!-- ..... -->
<!-- ISO Math, Greek and Symbolic Character Entity Set for XHTML ..... -->
<!-- file: xhtml-symbol.ent

Typical invocation:

<!ENTITY % xhtml-symbol
PUBLIC "-//W3C//ENTITIES Symbols for XHTML//EN"
"/xhtml-symbol.ent" >
%xhtml-symbol;

This DTD module is identified by the PUBLIC and SYSTEM identifiers:

PUBLIC "-//W3C//ENTITIES Symbols for XHTML//EN"
SYSTEM "http://www.w3.org/MarkUp/DTD/xhtml-symbol.ent"

Revision: $Id: xhtml-symbol.ent,v 4.1 2001/04/10 09:34:14 altheim Exp $ SMI

Portions (C) International Organization for Standardization 1986:
Permission to copy in any form is granted for use with conforming
SGML systems and applications as defined in ISO 8879, provided
this notice is included in all copies.
-->

<!-- Relevant ISO entity set is given unless names are newly introduced.
New names (i.e., not in ISO 8879 [SGML] list) do not clash with
any existing ISO 8879 entity names. ISO 10646 [ISO10646] character
numbers are given for each character, in hex. Entity values are
decimal conversions of the ISO 10646 values and refer to the
document character set. Names are Unicode [UNICODE] names.
-->

<!-- Latin Extended-B -->
<!ENTITY fnof    "ƒ" ><!-- latin small f with hook = function
= florin, U+0192 ISotech -->

<!-- Greek -->
<!ENTITY Alpha   "Α" ><!-- greek capital letter alpha, U+0391 -->
<!ENTITY Beta    "Β" ><!-- greek capital letter beta, U+0392 -->
<!ENTITY Gamma   "Γ" ><!-- greek capital letter gamma, U+0393 ISOgrk3 -->

```

```

<!ENTITY Delta      "Δ" ><!-- greek capital letter delta, U+0394 ISOgrk3 -->
<!ENTITY Epsilon   "Ε" ><!-- greek capital letter epsilon, U+0395 -->
<!ENTITY Zeta      "Ζ" ><!-- greek capital letter zeta, U+0396 -->
<!ENTITY Eta       "Η" ><!-- greek capital letter eta, U+0397 -->
<!ENTITY Theta     "Θ" ><!-- greek capital letter theta, U+0398 ISOgrk3 -->
<!ENTITY Iota      "Ι" ><!-- greek capital letter iota, U+0399 -->
<!ENTITY Kappa     "Κ" ><!-- greek capital letter kappa, U+039A -->
<!ENTITY Lambda    "Λ" ><!-- greek capital letter lambda, U+039B ISOgrk3 -->
<!ENTITY Mu        "Μ" ><!-- greek capital letter mu, U+039C -->
<!ENTITY Nu        "Ν" ><!-- greek capital letter nu, U+039D -->
<!ENTITY Xi        "Ξ" ><!-- greek capital letter xi, U+039E ISOgrk3 -->
<!ENTITY Omicron   "Ο" ><!-- greek capital letter omicron, U+039F -->
<!ENTITY Pi        "Π" ><!-- greek capital letter pi, U+03A0 ISOgrk3 -->
<!ENTITY Rho       "Ρ" ><!-- greek capital letter rho, U+03A1 -->
<!-- there is no Sigmaf, and no U+03A2 character either -->
<!ENTITY Sigma     "Σ" ><!-- greek capital letter sigma, U+03A3 ISOgrk3 -->
<!ENTITY Tau       "Τ" ><!-- greek capital letter tau, U+03A4 -->
<!ENTITY Upsilon   "Υ" ><!-- greek capital letter upsilon,
U+03A5 ISOgrk3 -->
<!ENTITY Phi       "Φ" ><!-- greek capital letter phi, U+03A6 ISOgrk3 -->
<!ENTITY Chi       "Χ" ><!-- greek capital letter chi, U+03A7 -->
<!ENTITY Psi       "Ψ" ><!-- greek capital letter psi, U+03A8 ISOgrk3 -->
<!ENTITY Omega     "Ω" ><!-- greek capital letter omega, U+03A9 ISOgrk3 -->
<!ENTITY alpha     "α" ><!-- greek small letter alpha, U+03B1 ISOgrk3 -->
<!ENTITY beta      "β" ><!-- greek small letter beta, U+03B2 ISOgrk3 -->
<!ENTITY gamma     "γ" ><!-- greek small letter gamma, U+03B3 ISOgrk3 -->
<!ENTITY delta     "δ" ><!-- greek small letter delta, U+03B4 ISOgrk3 -->
<!ENTITY epsilon   "ε" ><!-- greek small letter epsilon, U+03B5 ISOgrk3 -->
<!ENTITY zeta      "ζ" ><!-- greek small letter zeta, U+03B6 ISOgrk3 -->
<!ENTITY eta       "η" ><!-- greek small letter eta, U+03B7 ISOgrk3 -->
<!ENTITY theta     "θ" ><!-- greek small letter theta, U+03B8 ISOgrk3 -->
<!ENTITY iota      "ι" ><!-- greek small letter iota, U+03B9 ISOgrk3 -->
<!ENTITY kappa     "κ" ><!-- greek small letter kappa, U+03BA ISOgrk3 -->
<!ENTITY lambda    "λ" ><!-- greek small letter lambda, U+03BB ISOgrk3 -->
<!ENTITY mu        "μ" ><!-- greek small letter mu, U+03BC ISOgrk3 -->
<!ENTITY nu        "ν" ><!-- greek small letter nu, U+03BD ISOgrk3 -->
<!ENTITY xi        "ξ" ><!-- greek small letter xi, U+03BE ISOgrk3 -->
<!ENTITY omicron   "ο" ><!-- greek small letter omicron, U+03BF NEW -->
<!ENTITY pi        "π" ><!-- greek small letter pi, U+03C0 ISOgrk3 -->
<!ENTITY rho       "ρ" ><!-- greek small letter rho, U+03C1 ISOgrk3 -->
<!ENTITY sigmaf    "ς" ><!-- greek small letter final sigma, U+03C2 ISOgrk3 -->
<!ENTITY sigma     "σ" ><!-- greek small letter sigma, U+03C3 ISOgrk3 -->
<!ENTITY tau       "τ" ><!-- greek small letter tau, U+03C4 ISOgrk3 -->
<!ENTITY upsilon   "υ" ><!-- greek small letter upsilon, U+03C5 ISOgrk3 -->
<!ENTITY phi       "φ" ><!-- greek small letter phi, U+03C6 ISOgrk3 -->
<!ENTITY chi       "χ" ><!-- greek small letter chi, U+03C7 ISOgrk3 -->
<!ENTITY psi       "ψ" ><!-- greek small letter psi, U+03C8 ISOgrk3 -->
<!ENTITY omega     "ω" ><!-- greek small letter omega, U+03C9 ISOgrk3 -->
<!ENTITY thetasym  "ϑ" ><!-- greek small letter theta symbol, U+03D1 NEW -->
<!ENTITY upsih     "ϒ" ><!-- greek upsilon with hook symbol, U+03D2 NEW -->
<!ENTITY piv       "ϖ" ><!-- greek pi symbol, U+03D6 ISOgrk3 -->

<!-- General Punctuation -->
<!ENTITY bull      "•" ><!-- bullet = black small circle, U+2022 ISOpub -->
<!-- bullet is NOT the same as bullet operator, U+2219 -->
<!ENTITY hellip    "…" ><!-- horizontal ellipsis = three dot leader, U+2026 ISOpub -->
<!ENTITY prime     "′" ><!-- prime = minutes = feet, U+2032 ISotech -->
<!ENTITY Prime     "″" ><!-- double prime = seconds = inches, U+2033 ISotech -->
<!ENTITY oline     "‾" ><!-- overline = spacing overscore, U+203E NEW -->
<!ENTITY frasl     "⁄" ><!-- fraction slash, U+2044 NEW -->

<!-- Letterlike Symbols -->
<!ENTITY weierp    "℘" ><!-- script capital P = power set = Weierstrass p, U+2118 ISOamso -->
<!ENTITY image     "ℑ" ><!-- blackletter capital I = imaginary part, U+2111 ISOamso -->
<!ENTITY real      "ℜ" ><!-- blackletter capital R = real part symbol, U+211C ISOamso -->
<!ENTITY trade     "™" ><!-- trade mark sign, U+2122 ISOnum -->
<!ENTITY alefsym   "ℵ" ><!-- alef symbol = first transfinite cardinal, U+2135 NEW -->

```

```

<!-- alef symbol is NOT the same as hebrew letter alef, U+05D0 although
      the same glyph could be used to depict both characters -->

<!-- Arrows -->
<!ENTITY larr      "&#8592;" ><!-- leftwards arrow, U+2190 ISOnum -->
<!ENTITY uarr      "&#8593;" ><!-- upwards arrow, U+2191 ISOnum-->
<!ENTITY rarr      "&#8594;" ><!-- rightwards arrow, U+2192 ISOnum -->
<!ENTITY darr      "&#8595;" ><!-- downwards arrow, U+2193 ISOnum -->
<!ENTITY harr      "&#8596;" ><!-- left right arrow, U+2194 ISOamsa -->
<!ENTITY crarr     "&#8629;" ><!-- downwards arrow with corner leftwards
      = carriage return, U+21B5 NEW -->
<!ENTITY lArr      "&#8656;" ><!-- leftwards double arrow, U+21D0 ISotech -->
<!-- Unicode does not say that lArr is the same as the 'is implied by' arrow
      but also does not have any other character for that function. So ? lArr can
      be used for 'is implied by' as ISotech suggests -->
<!ENTITY uArr      "&#8657;" ><!-- upwards double arrow, U+21D1 ISOamsa -->
<!ENTITY rArr      "&#8658;" ><!-- rightwards double arrow, U+21D2 ISotech -->
<!-- Unicode does not say this is the 'implies' character but does not have
      another character with this function so ?
      rArr can be used for 'implies' as ISotech suggests -->
<!ENTITY dArr      "&#8659;" ><!-- downwards double arrow, U+21D3 ISOamsa -->
<!ENTITY hArr      "&#8660;" ><!-- left right double arrow, U+21D4 ISOamsa -->

<!-- Mathematical Operators -->
<!ENTITY forall    "&#8704;" ><!-- for all, U+2200 ISotech -->
<!ENTITY part      "&#8706;" ><!-- partial differential, U+2202 ISotech -->
<!ENTITY exist     "&#8707;" ><!-- there exists, U+2203 ISotech -->
<!ENTITY empty     "&#8709;" ><!-- empty set = null set, U+2205 ISOamsa -->
<!ENTITY nabla     "&#8711;" ><!-- nabla = backward difference, U+2207 ISotech -->
<!ENTITY isin      "&#8712;" ><!-- element of, U+2208 ISotech -->
<!ENTITY notin     "&#8713;" ><!-- not an element of, U+2209 ISotech -->
<!ENTITY ni        "&#8715;" ><!-- contains as member, U+220B ISotech -->
<!-- should there be a more memorable name than 'ni'? -->
<!ENTITY prod      "&#8719;" ><!-- n-ary product = product sign, U+220F ISOamsb -->
<!-- prod is NOT the same character as U+03A0 'greek capital letter pi' though
      the same glyph might be used for both -->
<!ENTITY sum       "&#8721;" ><!-- n-ary sumation, U+2211 ISOamsb -->
<!-- sum is NOT the same character as U+03A3 'greek capital letter sigma'
      though the same glyph might be used for both -->
<!ENTITY minus     "&#8722;" ><!-- minus sign, U+2212 ISotech -->
<!ENTITY lowast    "&#8727;" ><!-- asterisk operator, U+2217 ISotech -->
<!ENTITY radic     "&#8730;" ><!-- square root = radical sign, U+221A ISotech -->
<!ENTITY prop      "&#8733;" ><!-- proportional to, U+221D ISotech -->
<!ENTITY infin     "&#8734;" ><!-- infinity, U+221E ISotech -->
<!ENTITY ang       "&#8736;" ><!-- angle, U+2220 ISOamsa -->
<!ENTITY and       "&#8743;" ><!-- logical and = wedge, U+2227 ISotech -->
<!ENTITY or        "&#8744;" ><!-- logical or = vee, U+2228 ISotech -->
<!ENTITY cap       "&#8745;" ><!-- intersection = cap, U+2229 ISotech -->
<!ENTITY cup       "&#8746;" ><!-- union = cup, U+222A ISotech -->
<!ENTITY int       "&#8747;" ><!-- integral, U+222B ISotech -->
<!ENTITY there4    "&#8756;" ><!-- therefore, U+2234 ISotech -->
<!ENTITY sim       "&#8764;" ><!-- tilde operator = varies with = similar to, U+223C ISotech -->
<!-- tilde operator is NOT the same character as the tilde, U+007E,
      although the same glyph might be used to represent both -->
<!ENTITY cong      "&#8773;" ><!-- approximately equal to, U+2245 ISotech -->
<!ENTITY asymp     "&#8776;" ><!-- almost equal to = asymptotic to, U+2248 ISOamsr -->
<!ENTITY ne        "&#8800;" ><!-- not equal to, U+2260 ISotech -->
<!ENTITY equiv     "&#8801;" ><!-- identical to, U+2261 ISotech -->
<!ENTITY le        "&#8804;" ><!-- less-than or equal to, U+2264 ISotech -->
<!ENTITY ge        "&#8805;" ><!-- greater-than or equal to, U+2265 ISotech -->
<!ENTITY sub       "&#8834;" ><!-- subset of, U+2282 ISotech -->
<!ENTITY sup       "&#8835;" ><!-- superset of, U+2283 ISotech -->
<!-- note that nsup, 'not a superset of, U+2283' is not covered by the Symbol
      font encoding and is not included. Should it be, for symmetry?
      It is in ISOamsn -->
<!ENTITY nsub      "&#8836;" ><!-- not a subset of, U+2284 ISOamsn -->
<!ENTITY sube      "&#8838;" ><!-- subset of or equal to, U+2286 ISotech -->

```



```

<!ENTITY supe      "&#8839;" ><!-- superset of or equal to, U+2287 ISOtech -->
<!ENTITY oplus    "&#8853;" ><!-- circled plus = direct sum, U+2295 ISOamsb -->
<!ENTITY otimes   "&#8855;" ><!-- circled times = vector product, U+2297 ISOamsb -->
<!ENTITY perp     "&#8869;" ><!-- up tack = orthogonal to = perpendicular, U+22A5 ISOtech -->
<!ENTITY sdot     "&#8901;" ><!-- dot operator, U+22C5 ISOamsb -->
<!-- dot operator is NOT the same character as U+00B7 middle dot -->

<!-- Miscellaneous Technical -->
<!ENTITY lceil    "&#8968;" ><!-- left ceiling = apl upstile, U+2308 ISOamsb -->
<!ENTITY rceil    "&#8969;" ><!-- right ceiling, U+2309 ISOamsb -->
<!ENTITY lfloor   "&#8970;" ><!-- left floor = apl downstile, U+230A ISOamsb -->
<!ENTITY rfloor   "&#8971;" ><!-- right floor, U+230B ISOamsb -->
<!ENTITY lang     "&#9001;" ><!-- left-pointing angle bracket = bra, U+2329 ISOtech -->
<!-- lang is NOT the same character as U+003C 'less than'
      or U+2039 'single left-pointing angle quotation mark' -->
<!ENTITY rang     "&#9002;" ><!-- right-pointing angle bracket = ket, U+232A ISOtech -->
<!-- rang is NOT the same character as U+003E 'greater than'
      or U+203A 'single right-pointing angle quotation mark' -->

<!-- Geometric Shapes -->
<!ENTITY loz      "&#9674;" ><!-- lozenge, U+25CA ISOpub -->

<!-- Miscellaneous Symbols -->
<!ENTITY spades   "&#9824;" ><!-- black spade suit, U+2660 ISOpub -->
<!-- black here seems to mean filled as opposed to hollow -->
<!ENTITY clubs    "&#9827;" ><!-- black club suit = shamrock, U+2663 ISOpub -->
<!ENTITY hearts   "&#9829;" ><!-- black heart suit = valentine, U+2665 ISOpub -->
<!ENTITY diams    "&#9830;" ><!-- black diamond suit, U+2666 ISOpub -->

<!-- end of xhtml-symbol.ent -->

```

## F.2. XHTML Modular Framework

In order to take advantage of the XHTML DTD Modules, DTD authors need to define the content model for their DTD. XHTML provides a variety of tools to ease this effort. They are defined in a set of support modules, instantiated by a main Framework module:

You can download this file from <http://www.w3.org/MarkUp/DTD/xhtml-framework-1.mod>.

```

<!-- ..... -->
<!-- XHTML Modular Framework Module ..... -->
<!-- file: xhtml-framework-1.mod

This is XHTML, a reformulation of HTML as a modular XML application.
Copyright 1998-2005 W3C (MIT, ERCIM, Keio), All Rights Reserved.
Revision: $Id: xhtml-framework-1.mod,v 4.0 2001/04/02 22:42:49 altheim Exp $ SMI

This DTD module is identified by the PUBLIC and SYSTEM identifiers:

PUBLIC "-//W3C//ENTITIES XHTML Modular Framework 1.0//EN"
SYSTEM "http://www.w3.org/MarkUp/DTD/xhtml-framework-1.mod"

Revisions:
(none)
..... -->

<!-- Modular Framework

This required module instantiates the modules needed
to support the XHTML modularization model, including:

```

- + datatypes
- + namespace-qualified names
- + common attributes
- + document model
- + character entities

The Intrinsic Events module is ignored by default but occurs in this module because it must be instantiated prior to Attributes but after Datatypes.

```
-->

<!ENTITY % xhtml-arch.module "IGNORE" >
<![%xhtml-arch.module;[
<!ENTITY % xhtml-arch.mod
    PUBLIC "-//W3C//ELEMENTS XHTML Base Architecture 1.0//EN"
        "xhtml-arch-1.mod" >
%xhtml-arch.mod;]]>

<!ENTITY % xhtml-notations.module "IGNORE" >
<![%xhtml-notations.module;[
<!ENTITY % xhtml-notations.mod
    PUBLIC "-//W3C//NOTATIONS XHTML Notations 1.0//EN"
        "xhtml-notations-1.mod" >
%xhtml-notations.mod;]]>

<!ENTITY % xhtml-datatypes.module "INCLUDE" >
<![%xhtml-datatypes.module;[
<!ENTITY % xhtml-datatypes.mod
    PUBLIC "-//W3C//ENTITIES XHTML Datatypes 1.0//EN"
        "xhtml-datatypes-1.mod" >
%xhtml-datatypes.mod;]]>

<!-- placeholder for XLink support module -->
<!ENTITY % xhtml-xlink.mod " " >
%xhtml-xlink.mod;

<!ENTITY % xhtml-qname.module "INCLUDE" >
<![%xhtml-qname.module;[
<!ENTITY % xhtml-qname.mod
    PUBLIC "-//W3C//ENTITIES XHTML Qualified Names 1.0//EN"
        "xhtml-qname-1.mod" >
%xhtml-qname.mod;]]>

<!ENTITY % xhtml-events.module "IGNORE" >
<![%xhtml-events.module;[
<!ENTITY % xhtml-events.mod
    PUBLIC "-//W3C//ENTITIES XHTML Intrinsic Events 1.0//EN"
        "xhtml-events-1.mod" >
%xhtml-events.mod;]]>

<!ENTITY % xhtml-attribs.module "INCLUDE" >
<![%xhtml-attribs.module;[
<!ENTITY % xhtml-attribs.mod
    PUBLIC "-//W3C//ENTITIES XHTML Common Attributes 1.0//EN"
        "xhtml-attribs-1.mod" >
%xhtml-attribs.mod;]]>
```

```

<!-- placeholder for content model redeclarations -->
<!ENTITY % xhtml-model.redecl "" >
%xhtml-model.redecl;

<!ENTITY % xhtml-model.module "INCLUDE" >
<![%xhtml-model.module;[
<!-- instantiate the Document Model module declared in the DTD driver
-->
%xhtml-model.mod;]]>

<!ENTITY % xhtml-charent.module "INCLUDE" >
<![%xhtml-charent.module;[
<!ENTITY % xhtml-charent.mod
    PUBLIC "-//W3C//ENTITIES XHTML Character Entities 1.0//EN"
        "xhtml-charent-1.mod" >
%xhtml-charent.mod;]]>

<!-- end of xhtml-framework-1.mod -->

```

Note that the module above references a content model module. This module is defined on a per-document type basis in addition to the document type driver file. The Modular framework also relies upon the following component modules:

## F.2.1. XHTML Base Architecture

You can download this file from <http://www.w3.org/MarkUp/DTD/xhtml-arch-1.mod>.

```

<!-- ..... -->
<!-- XHTML Base Architecture Module ..... -->
<!-- file: xhtml-arch-1.mod

This is XHTML, a reformulation of HTML as a modular XML application.
Copyright 1998-2005 W3C (MIT, ERCIM, Keio), All Rights Reserved.
Revision: $Id: xhtml-arch-1.mod,v 4.0 2001/04/02 22:42:49 altheim Exp $ SMI

This DTD module is identified by the PUBLIC and SYSTEM identifiers:

    PUBLIC "-//W3C//ELEMENTS XHTML Base Architecture 1.0//EN"
    SYSTEM "http://www.w3.org/MarkUp/DTD/xhtml-arch-1.mod"

Revisions:
(none)
..... -->

<!-- This optional module includes declarations that enable XHTML to be used
as a base architecture according to the 'Architectural Forms Definition
Requirements' (Annex A.3, ISO/IEC 10744, 2nd edition). For more information
on use of architectural forms, see the HyTime web site at:

    http://www.hytime.org/
-->

<?IS10744 ArcBase xhtml ?>

<!NOTATION xhtml PUBLIC "-//W3C//NOTATION AFDR ARCBASE XHTML 1.1//EN" >

```

```

<!-- Entity declaration for associated Architectural DTD
-->
<!ENTITY xhtml-arch.dtd
      PUBLIC "-//W3C//DTD XHTML Architecture 1.1//EN"
            "xhtml11-arch.dtd" >

<?IS10744:arch xhtml
  public-id      = "-//W3C//NOTATION AFDR ARCBASE XHTML 1.1//EN"
  dtd-public-id  = "-//W3C//DTD XHTML 1.1//EN"
  dtd-system-id  = "xhtml11.dtd"
  doc-elem-form  = "html"
  form-att       = "html"
  renamer-att    = "htnames"
  suppressor-att = "htsupp"
  data-ignore-att = "htign"
  auto           = "ArcAuto"
  options        = "HtModReq HtModOpt"
  HtModReq       = "Framework Text Hypertext Lists Structure"
  HtModOpt       = "Standard"
?>

<!-- end of xhtml-arch-1.mod -->

```

## F.2.2. XHTML Notations

You can download this file from <http://www.w3.org/MarkUp/DTD/xhtml-notations-1.mod>.

```

<!-- ..... -->
<!-- XHTML Notations Module ..... -->
<!-- file: xhtml-notations-1.mod

This is XHTML, a reformulation of HTML as a modular XML application.
Copyright 1998-2005 W3C (MIT, ERCIM, Keio), All Rights Reserved.
Revision: $Id: xhtml-notations-1.mod,v 4.0 2001/04/02 22:42:49 altheim Exp $

This DTD module is identified by the PUBLIC and SYSTEM identifiers:

PUBLIC "-//W3C//NOTATIONS XHTML Notations 1.0//EN"
SYSTEM "http://www.w3.org/MarkUp/DTD/xhtml-notations-1.mod"

Revisions:
(none)
..... -->

<!-- Notations

defines the following notations, many of these imported from
other specifications and standards. When an existing FPI is
known, it is incorporated here.

-->

<!-- XML Notations ..... -->
<!-- SGML and XML Notations ..... -->

<!-- W3C XML 1.0 Recommendation -->

```

```

<!NOTATION w3c-xml
  PUBLIC "ISO 8879//NOTATION Extensible Markup Language (XML) 1.0//EN" >

<!-- XML 1.0 CDATA -->
<!NOTATION cdata
  PUBLIC "-//W3C//NOTATION XML 1.0: CDATA//EN" >

<!-- SGML Formal Public Identifiers -->
<!NOTATION fpi
  PUBLIC "ISO 8879:1986//NOTATION Formal Public Identifier//EN" >

<!-- XHTML Notations ..... -->

<!-- Length defined for cellpadding/cellspacing -->

<!-- nn for pixels or nn% for percentage length -->
<!NOTATION length
  PUBLIC "-//W3C//NOTATION XHTML Datatype: Length//EN" >

<!-- space-separated list of link types -->
<!NOTATION linkTypes
  PUBLIC "-//W3C//NOTATION XHTML Datatype: LinkTypes//EN" >

<!-- single or comma-separated list of media descriptors -->
<!NOTATION mediaDesc
  PUBLIC "-//W3C//NOTATION XHTML Datatype: MediaDesc//EN" >

<!-- pixel, percentage, or relative -->
<!NOTATION multiLength
  PUBLIC "-//W3C//NOTATION XHTML Datatype: MultiLength//EN" >

<!-- one or more digits (NUMBER) -->
<!NOTATION number
  PUBLIC "-//W3C//NOTATION XHTML Datatype: Number//EN" >

<!-- integer representing length in pixels -->
<!NOTATION pixels
  PUBLIC "-//W3C//NOTATION XHTML Datatype: Pixels//EN" >

<!-- script expression -->
<!NOTATION script
  PUBLIC "-//W3C//NOTATION XHTML Datatype: Script//EN" >

<!-- textual content -->
<!NOTATION text
  PUBLIC "-//W3C//NOTATION XHTML Datatype: Text//EN" >

<!-- Imported Notations ..... -->

<!-- a single character from [ISO10646] -->
<!NOTATION character
  PUBLIC "-//W3C//NOTATION XHTML Datatype: Character//EN" >

<!-- a character encoding, as per [RFC2045] -->
<!NOTATION charset
  PUBLIC "-//W3C//NOTATION XHTML Datatype: Charset//EN" >

```

```

<!-- a space separated list of character encodings, as per [RFC2045] -->
<!NOTATION charsets
  PUBLIC "-//W3C//NOTATION XHTML Datatype: Charsets//EN" >

<!-- media type, as per [RFC2045] -->
<!NOTATION contentType
  PUBLIC "-//W3C//NOTATION XHTML Datatype: ContentType//EN" >

<!-- comma-separated list of media types, as per [RFC2045] -->
<!NOTATION contentTypes
  PUBLIC "-//W3C//NOTATION XHTML Datatype: ContentTypes//EN" >

<!-- date and time information. ISO date format -->
<!NOTATION datetime
  PUBLIC "-//W3C//NOTATION XHTML Datatype: Datetime//EN" >

<!-- a language code, as per [RFC3066] -->
<!NOTATION languageCode
  PUBLIC "-//W3C//NOTATION XHTML Datatype: LanguageCode//EN" >

<!-- a Uniform Resource Identifier, see [URI] -->
<!NOTATION uri
  PUBLIC "-//W3C//NOTATION XHTML Datatype: URI//EN" >

<!-- a space-separated list of Uniform Resource Identifiers, see [URI] -->
<!NOTATION uris
  PUBLIC "-//W3C//NOTATION XHTML Datatype: URIs//EN" >

<!-- end of xhtml-notations-1.mod -->

```

## F.2.3. XHTML Datatypes

You can download this file from <http://www.w3.org/MarkUp/DTD/xhtml-datatypes-1.mod>.

```

<!-- ..... -->
<!-- XHTML Datatypes Module ..... -->
<!-- file: xhtml-datatypes-1.mod

This is XHTML, a reformulation of HTML as a modular XML application.
Copyright 1998-2005 W3C (MIT, ERCIM, Keio), All Rights Reserved.
Revision: $Id: xhtml-datatypes-1.mod,v 4.1 2001/04/06 19:23:32 altheim Exp $ SMI

This DTD module is identified by the PUBLIC and SYSTEM identifiers:

  PUBLIC "-//W3C//ENTITIES XHTML Datatypes 1.0//EN"
  SYSTEM "http://www.w3.org/MarkUp/DTD/xhtml-datatypes-1.mod"

Revisions:
(none)
..... -->

<!-- Datatypes

defines containers for the following datatypes, many of
these imported from other specifications and standards.
-->

```

```

<!-- Length defined for cellpadding/cellspacing -->

<!-- nn for pixels or nn% for percentage length -->
<!ENTITY % Length.datatype "CDATA" >

<!-- space-separated list of link types -->
<!ENTITY % LinkTypes.datatype "NMTOKENS" >

<!-- single or comma-separated list of media descriptors -->
<!ENTITY % MediaDesc.datatype "CDATA" >

<!-- pixel, percentage, or relative -->
<!ENTITY % MultiLength.datatype "CDATA" >

<!-- one or more digits (NUMBER) -->
<!ENTITY % Number.datatype "CDATA" >

<!-- integer representing length in pixels -->
<!ENTITY % Pixels.datatype "CDATA" >

<!-- script expression -->
<!ENTITY % Script.datatype "CDATA" >

<!-- textual content -->
<!ENTITY % Text.datatype "CDATA" >

<!-- Placeholder Compact URI-related types -->
<!ENTITY % CURIE.datatype "CDATA" >
<!ENTITY % CURIEs.datatype "CDATA" >
<!ENTITY % SafeCURIE.datatype "CDATA" >
<!ENTITY % SafeCURIEs.datatype "CDATA" >
<!ENTITY % URIorSafeCURIE.datatype "CDATA" >
<!ENTITY % URIorSafeCURIEs.datatype "CDATA" >

<!-- Imported Datatypes ..... -->

<!-- a single character from [ISO10646] -->
<!ENTITY % Character.datatype "CDATA" >

<!-- a character encoding, as per [RFC2045] -->
<!ENTITY % Charset.datatype "CDATA" >

<!-- a space separated list of character encodings, as per [RFC2045] -->
<!ENTITY % Charsets.datatype "CDATA" >

<!-- Color specification using color name or sRGB (#RRGGBB) values -->
<!ENTITY % Color.datatype "CDATA" >

<!-- media type, as per [RFC2045] -->
<!ENTITY % ContentType.datatype "CDATA" >

<!-- comma-separated list of media types, as per [RFC2045] -->
<!ENTITY % ContentTypes.datatype "CDATA" >

<!-- date and time information. ISO date format -->
<!ENTITY % Datetime.datatype "CDATA" >

```

```

<!-- formal public identifier, as per [ISO8879] -->
<!ENTITY % FPI.datatype "CDATA" >

<!-- a language code, as per [RFC3066] or its successor -->
<!ENTITY % LanguageCode.datatype "CDATA" >

<!-- a comma separated list of language code ranges -->
<!ENTITY % LanguageCodes.datatype "CDATA" >

<!-- a qualified name , as per [XMLNS] or its successor -->
<!ENTITY % QName.datatype "CDATA" >
<!ENTITY % QNames.datatype "CDATA" >

<!-- a Uniform Resource Identifier, see [URI] -->
<!ENTITY % URI.datatype "CDATA" >

<!-- a space-separated list of Uniform Resource Identifiers, see [URI] -->
<!ENTITY % URIs.datatype "CDATA" >

<!-- end of xhtml-datatypes-1.mod -->

```

## F.2.4. XHTML Common Attribute Definitions

You can download this file from <http://www.w3.org/MarkUp/DTD/xhtml-attrs-1.mod>.

```

<!-- ..... -->
<!-- XHTML Common Attributes Module ..... -->
<!-- file: xhtml-attrs-1.mod

This is XHTML, a reformulation of HTML as a modular XML application.
Copyright 1998-2005 W3C (MIT, ERCIM, Keio), All Rights Reserved.
Revision: $Id: xhtml-attrs-1.mod,v 4.0 2001/04/02 22:42:49 altheim Exp $ SMI

This DTD module is identified by the PUBLIC and SYSTEM identifiers:

PUBLIC "-//W3C//ENTITIES XHTML Common Attributes 1.0//EN"
SYSTEM "http://www.w3.org/MarkUp/DTD/xhtml-attrs-1.mod"

Revisions:
(none)
..... -->

<!-- Common Attributes

This module declares many of the common attributes for the XHTML DTD.
%NS.decl.attrib; is declared in the XHTML QName module.

Note that this file was extended in XHTML Modularization 1.1 to
include declarations of "global" versions of the attribute collections.
The global versions of the attributes are for use on elements in other
namespaces. The global version of "common" includes the xmlns declaration
for the prefixed version of the xhtml namespace. If you are only using a
specific attribute or an individual attribute collection, you must also
include the XHTML.xmlns.attrib.prefixed PE on your elements.
-->

```



```

<!ENTITY % id.attrib
      "id          ID          #IMPLIED"
>

<![%XHTML.global.attrs.prefixed;[
<!ENTITY % XHTML.global.id.attrib
      "%XHTML.prefix;:id      ID          #IMPLIED"
>
]]>

<!ENTITY % class.attrib
      "class       NMTOKENS    #IMPLIED"
>

<![%XHTML.global.attrs.prefixed;[
<!ENTITY % XHTML.global.class.attrib
      "%XHTML.prefix;:class   NMTOKENS    #IMPLIED"
>
]]>

<!ENTITY % title.attrib
      "title       %Text.datatype; #IMPLIED"
>

<![%XHTML.global.attrs.prefixed;[
<!ENTITY % XHTML.global.title.attrib
      "%XHTML.prefix;:title   %Text.datatype; #IMPLIED"
>
]]>

<!ENTITY % Core.extra.attrib "" >

<!ENTITY % Core.attrib
      "%XHTML.xmlns.attrib;
      %id.attrib;
      %class.attrib;
      %title.attrib;
      xml:space ( preserve ) #FIXED 'preserve'
      %Core.extra.attrib;"
>

<!ENTITY % XHTML.global.core.extra.attrib "" >

<![%XHTML.global.attrs.prefixed;[
<!ENTITY % XHTML.global.core.attrib
      "%XHTML.global.id.attrib;
      %XHTML.global.class.attrib;
      %XHTML.global.title.attrib;
      %XHTML.global.core.extra.attrib;"
>
]]>

<!ENTITY % XHTML.global.core.attrib "" >

<!ENTITY % lang.attrib

```

```

    "xml:lang      %LanguageCode.datatype; #IMPLIED"
  >

  <![%XHTML.bidi;[
  <!ENTITY % dir.attrib
    "dir          ( ltr | rtl )          #IMPLIED"
  >

  <!ENTITY % I18n.attrib
    "%dir.attrib;
    %lang.attrib;"
  >

  <![%XHTML.global.attrs.prefixed;[
  <!ENTITY XHTML.global.i18n.attrib
    "%XHTML.prefix;:dir          ( ltr | rtl )          #IMPLIED
    %lang.attrib;"
  >
  ]]>
  <!ENTITY XHTML.global.i18n.attrib "" >

  ]>
  <!ENTITY % I18n.attrib
    "%lang.attrib;"
  >
  <!ENTITY % XHTML.global.i18n.attrib
    "%lang.attrib;"
  >

  <!ENTITY % Common.extra.attrib "" >
  <!ENTITY % XHTML.global.common.extra.attrib "" >

  <!-- intrinsic event attributes declared previously
  -->
  <!ENTITY % Events.attrib "" >

  <!ENTITY % XHTML.global.events.attrib "" >

  <!ENTITY % Common.attrib
    "%Core.attrib;
    %I18n.attrib;
    %Events.attrib;
    %Common.extra.attrib;"
  >

  <!ENTITY % XHTML.global.common.attrib
    "%XHTML.xmlns.attrib.prefixed;
    %XHTML.global.core.attrib;
    %XHTML.global.i18n.attrib;
    %XHTML.global.events.attrib;
    %XHTML.global.common.extra.attrib;"
  >

  <!-- end of xhtml-attrs-1.mod -->

```

## F.2.5. XHTML Qualified Names

You can download this file from <http://www.w3.org/MarkUp/DTD/xhtml-qname-1.mod>.

```

<!-- ..... -->
<!-- XHTML Qname Module ..... -->
<!-- file: xhtml-qname-1.mod

This is XHTML, a reformulation of HTML as a modular XML application.
Copyright 1998-2005 W3C (MIT, ERCIM, Keio), All Rights Reserved.
Revision: $Id: xhtml-qname-1.mod,v 4.0 2001/04/02 22:42:49 altheim Exp $ SMI

This DTD module is identified by the PUBLIC and SYSTEM identifiers:

PUBLIC "-//W3C//ENTITIES XHTML Qualified Names 1.0//EN"
SYSTEM "http://www.w3.org/MarkUp/DTD/xhtml-qname-1.mod"

Revisions:
  #2000-10-22: added qname declarations for ruby elements
..... -->

<!-- XHTML Qname (Qualified Name) Module

This module is contained in two parts, labeled Section 'A' and 'B':

Section A declares parameter entities to support namespace-
qualified names, namespace declarations, and name prefixing
for XHTML and extensions.

Section B declares parameter entities used to provide
namespace-qualified names for all XHTML element types:

  %applet.qname;   the xmlns-qualified name for <applet>
  %base.qname;    the xmlns-qualified name for <base>
  ...

XHTML extensions would create a module similar to this one.
Included in the XHTML distribution is a template module
('template-qname-1.mod') suitable for this purpose.
-->

<!-- Section A: XHTML XML Namespace Framework :::::::::::::::::::: -->

<!-- 1. Declare a %XHTML.prefixed; conditional section keyword, used
to activate namespace prefixing. The default value should
inherit '%NS.prefixed;' from the DTD driver, so that unless
overridden, the default behaviour follows the overall DTD
prefixing scheme.
-->
<!ENTITY % NS.prefixed "IGNORE" >
<!ENTITY % XHTML.prefixed "%NS.prefixed;" >

<!-- By default, we always permit XHTML attribute collections to have
namespace-qualified prefixes as well.
-->
<!ENTITY % XHTML.global.attrs.prefixed "INCLUDE" >

```

```

<!-- By default, we allow the XML Schema attributes on the root
      element.
-->
<!ENTITY % XHTML.xsi.attrs "INCLUDE" >

<!-- 2. Declare a parameter entity (eg., %XHTML.xmlns;) containing
      the URI reference used to identify the XHTML namespace:
-->
<!ENTITY % XHTML.xmlns "http://www.w3.org/1999/xhtml" >

<!-- 3. Declare parameter entities (eg., %XHTML.prefix;) containing
      the default namespace prefix string(s) to use when prefixing
      is enabled. This may be overridden in the DTD driver or the
      internal subset of an document instance. If no default prefix
      is desired, this may be declared as an empty string.

      NOTE: As specified in [XMLNAMES], the namespace prefix serves
      as a proxy for the URI reference, and is not in itself significant.
-->
<!ENTITY % XHTML.prefix "xhtml" >

<!-- 4. Declare parameter entities (eg., %XHTML.pfx;) containing the
      colonized prefix(es) (eg., '%XHTML.prefix;:') used when
      prefixing is active, an empty string when it is not.
-->
<![%XHTML.prefixed;[
<!ENTITY % XHTML.pfx "%XHTML.prefix;:" >
]]>
<!ENTITY % XHTML.pfx "" >

<!-- declare qualified name extensions here ..... -->
<!ENTITY % xhtml-qname-extra.mod "" >
%xhtml-qname-extra.mod;

<!-- 5. The parameter entity %XHTML.xmlns.extra.attrib; may be
      redeclared to contain any non-XHTML namespace declaration
      attributes for namespaces embedded in XHTML. The default
      is an empty string. XLink should be included here if used
      in the DTD.
-->
<!ENTITY % XHTML.xmlns.extra.attrib "" >

<!-- The remainder of Section A is only followed in XHTML, not extensions. -->

<!-- Declare a parameter entity %NS.decl.attrib; containing
      all XML Namespace declarations used in the DTD, plus the
      xmlns declaration for XHTML, its form dependent on whether
      prefixing is active.
-->
<!ENTITY % XHTML.xmlns.attrib.prefixed
      "xmlns:%XHTML.prefix; %URI.datatype; #FIXED '%XHTML.xmlns;'"
>
<![%XHTML.prefixed;[
<!ENTITY % NS.decl.attrib
      "%XHTML.xmlns.attrib.prefixed;
      %XHTML.xmlns.extra.attrib;"
>

```

```

]]>
<!ENTITY % NS.decl.attrib
    "%XHTML.xmlns.extra.attrib;"
>

<!-- Declare a parameter entity %XSI.prefix as a prefix to use for XML
    Schema Instance attributes.
-->
<!ENTITY % XSI.prefix "xsi" >

<!ENTITY % XSI.xmlns "http://www.w3.org/2001/XMLSchema-instance" >

<!-- Declare a parameter entity %XSI.xmlns.attrib as support for the
    schemaLocation attribute, since this is legal throughout the DTD.
-->
<!ENTITY % XSI.xmlns.attrib
    "xmlns:%XSI.prefix; %URI.datatype; #FIXED '%XSI.xmlns;'" >

<!-- This is a placeholder for future XLink support.
-->
<!ENTITY % XLINK.xmlns.attrib "" >

<!-- This is the attribute for the XML Schema namespace - XHTML
    Modularization is also expressed in XML Schema, and it needs to
    be legal to declare the XML Schema namespace and the
    schemaLocation attribute on the root element of XHTML family
    documents.
-->
<![%XHTML.xsi.attrs;[
<!ENTITY % XSI.prefix "xsi" >
<!ENTITY % XSI.pfx "%XSI.prefix;" >
<!ENTITY % XSI.xmlns "http://www.w3.org/2001/XMLSchema-instance" >

<!ENTITY % XSI.xmlns.attrib
    "xmlns:%XSI.prefix; %URI.datatype; #FIXED '%XSI.xmlns;'"
>
]]>
<!ENTITY % XSI.prefix "" >
<!ENTITY % XSI.pfx "" >
<!ENTITY % XSI.xmlns.attrib "" >

<!-- Declare a parameter entity %NS.decl.attrib; containing all
    XML namespace declaration attributes used by XHTML, including
    a default xmlns attribute when prefixing is inactive.
-->
<![%XHTML.prefixed;[
<!ENTITY % XHTML.xmlns.attrib
    "%NS.decl.attrib;
    %XSI.xmlns.attrib;
    %XLINK.xmlns.attrib;"
>
]]>
<!ENTITY % XHTML.xmlns.attrib
    "xmlns %URI.datatype; #FIXED '%XHTML.xmlns;'"
    %NS.decl.attrib;
    %XSI.xmlns.attrib;

```

```

        %XLINK.xmlns.attrib;"
    >

<!-- placeholder for qualified name redeclarations -->
<!ENTITY % xhtml-qname.redecl "" >
%xhtml-qname.redecl;

<!-- Section B: XHTML Qualified Names :::::::::::::::::::::::::::::::::::: -->

<!-- 6. This section declares parameter entities used to provide
      namespace-qualified names for all XHTML element types.
-->

<!-- module:  xhtml-applet-1.mod -->
<!ENTITY % applet.qname  "%XHTML.pfx;applet" >

<!-- module:  xhtml-base-1.mod -->
<!ENTITY % base.qname    "%XHTML.pfx;base" >

<!-- module:  xhtml-bdo-1.mod -->
<!ENTITY % bdo.qname     "%XHTML.pfx;bdo" >

<!-- module:  xhtml-blkphras-1.mod -->
<!ENTITY % address.qname "%XHTML.pfx;address" >
<!ENTITY % blockquote.qname "%XHTML.pfx;blockquote" >
<!ENTITY % pre.qname      "%XHTML.pfx;pre" >
<!ENTITY % h1.qname       "%XHTML.pfx;h1" >
<!ENTITY % h2.qname       "%XHTML.pfx;h2" >
<!ENTITY % h3.qname       "%XHTML.pfx;h3" >
<!ENTITY % h4.qname       "%XHTML.pfx;h4" >
<!ENTITY % h5.qname       "%XHTML.pfx;h5" >
<!ENTITY % h6.qname       "%XHTML.pfx;h6" >

<!-- module:  xhtml-blkpres-1.mod -->
<!ENTITY % hr.qname      "%XHTML.pfx;hr" >

<!-- module:  xhtml-blkstruct-1.mod -->
<!ENTITY % div.qname     "%XHTML.pfx;div" >
<!ENTITY % p.qname       "%XHTML.pfx;p" >

<!-- module:  xhtml-edit-1.mod -->
<!ENTITY % ins.qname     "%XHTML.pfx;ins" >
<!ENTITY % del.qname     "%XHTML.pfx;del" >

<!-- module:  xhtml-form-1.mod -->
<!ENTITY % form.qname    "%XHTML.pfx;form" >
<!ENTITY % label.qname   "%XHTML.pfx;label" >
<!ENTITY % input.qname   "%XHTML.pfx;input" >
<!ENTITY % select.qname  "%XHTML.pfx;select" >
<!ENTITY % optgroup.qname "%XHTML.pfx;optgroup" >
<!ENTITY % option.qname  "%XHTML.pfx;option" >
<!ENTITY % textarea.qname "%XHTML.pfx;textarea" >
<!ENTITY % fieldset.qname "%XHTML.pfx;fieldset" >
<!ENTITY % legend.qname  "%XHTML.pfx;legend" >
<!ENTITY % button.qname  "%XHTML.pfx;button" >

<!-- module:  xhtml-hypertext-1.mod -->

```

```

<!ENTITY % a.qname      "%XHTML.pfx;a" >

<!-- module:  xhtml-image-1.mod -->
<!ENTITY % img.qname    "%XHTML.pfx;img" >

<!-- module:  xhtml-inlphras-1.mod -->
<!ENTITY % abbr.qname   "%XHTML.pfx;abbr" >
<!ENTITY % acronym.qname "%XHTML.pfx;acronym" >
<!ENTITY % cite.qname   "%XHTML.pfx;cite" >
<!ENTITY % code.qname   "%XHTML.pfx;code" >
<!ENTITY % dfn.qname    "%XHTML.pfx;dfn" >
<!ENTITY % em.qname     "%XHTML.pfx;em" >
<!ENTITY % kbd.qname    "%XHTML.pfx;kbd" >
<!ENTITY % q.qname      "%XHTML.pfx;q" >
<!ENTITY % samp.qname   "%XHTML.pfx;samp" >
<!ENTITY % strong.qname "%XHTML.pfx;strong" >
<!ENTITY % var.qname    "%XHTML.pfx;var" >

<!-- module:  xhtml-inlpres-1.mod -->
<!ENTITY % b.qname      "%XHTML.pfx;b" >
<!ENTITY % big.qname    "%XHTML.pfx;big" >
<!ENTITY % i.qname      "%XHTML.pfx;i" >
<!ENTITY % small.qname  "%XHTML.pfx;small" >
<!ENTITY % sub.qname    "%XHTML.pfx;sub" >
<!ENTITY % sup.qname    "%XHTML.pfx;sup" >
<!ENTITY % tt.qname     "%XHTML.pfx;tt" >

<!-- module:  xhtml-inlstruct-1.mod -->
<!ENTITY % br.qname     "%XHTML.pfx;br" >
<!ENTITY % span.qname   "%XHTML.pfx;span" >

<!-- module:  xhtml-ismap-1.mod (also csismap, ssismap) -->
<!ENTITY % map.qname    "%XHTML.pfx;map" >
<!ENTITY % area.qname   "%XHTML.pfx;area" >

<!-- module:  xhtml-link-1.mod -->
<!ENTITY % link.qname   "%XHTML.pfx;link" >

<!-- module:  xhtml-list-1.mod -->
<!ENTITY % dl.qname     "%XHTML.pfx;dl" >
<!ENTITY % dt.qname     "%XHTML.pfx;dt" >
<!ENTITY % dd.qname     "%XHTML.pfx;dd" >
<!ENTITY % ol.qname     "%XHTML.pfx;ol" >
<!ENTITY % ul.qname     "%XHTML.pfx;ul" >
<!ENTITY % li.qname     "%XHTML.pfx;li" >

<!-- module:  xhtml-meta-1.mod -->
<!ENTITY % meta.qname   "%XHTML.pfx;meta" >

<!-- module:  xhtml-param-1.mod -->
<!ENTITY % param.qname  "%XHTML.pfx;param" >

<!-- module:  xhtml-object-1.mod -->
<!ENTITY % object.qname "%XHTML.pfx;object" >

<!-- module:  xhtml-script-1.mod -->
<!ENTITY % script.qname "%XHTML.pfx;script" >

```

```

<!ENTITY % noscript.qname    "%XHTML.pfx;noscript" >

<!-- module:  xhtml-struct-1.mod -->
<!ENTITY % html.qname        "%XHTML.pfx;html" >
<!ENTITY % head.qname        "%XHTML.pfx;head" >
<!ENTITY % title.qname       "%XHTML.pfx;title" >
<!ENTITY % body.qname        "%XHTML.pfx;body" >

<!-- module:  xhtml-style-1.mod -->
<!ENTITY % style.qname       "%XHTML.pfx;style" >

<!-- module:  xhtml-table-1.mod -->
<!ENTITY % table.qname       "%XHTML.pfx;table" >
<!ENTITY % caption.qname     "%XHTML.pfx;caption" >
<!ENTITY % thead.qname       "%XHTML.pfx;thead" >
<!ENTITY % tfoot.qname       "%XHTML.pfx;tfoot" >
<!ENTITY % tbody.qname      "%XHTML.pfx;tbody" >
<!ENTITY % colgroup.qname    "%XHTML.pfx;colgroup" >
<!ENTITY % col.qname         "%XHTML.pfx;col" >
<!ENTITY % tr.qname          "%XHTML.pfx;tr" >
<!ENTITY % th.qname          "%XHTML.pfx;th" >
<!ENTITY % td.qname          "%XHTML.pfx;td" >

<!-- module:  xhtml-ruby-1.mod -->

<!ENTITY % ruby.qname        "%XHTML.pfx;ruby" >
<!ENTITY % rbc.qname         "%XHTML.pfx;rbc" >
<!ENTITY % rtc.qname         "%XHTML.pfx;rtc" >
<!ENTITY % rb.qname          "%XHTML.pfx;rb" >
<!ENTITY % rt.qname          "%XHTML.pfx;rt" >
<!ENTITY % rp.qname          "%XHTML.pfx;rp" >

<!-- Provisional XHTML 2.0 Qualified Names ..... -->

<!-- module:  xhtml-image-2.mod -->
<!ENTITY % alt.qname         "%XHTML.pfx;alt" >

<!-- end of xhtml-qname-1.mod -->

```

## F.2.6. XHTML Character Entities

You can download this file from <http://www.w3.org/MarkUp/DTD/xhtml-charent-1.mod>.

```

<!-- ..... -->
<!-- XHTML Character Entities Module ..... -->
<!-- file: xhtml-charent-1.mod

This is XHTML, a reformulation of HTML as a modular XML application.
Copyright 1998-2005 W3C (MIT, ERCIM, Keio), All Rights Reserved.
Revision: $Id: xhtml-charent-1.mod,v 4.0 2001/04/02 22:42:49 altheim Exp $ SMI

This DTD module is identified by the PUBLIC and SYSTEM identifiers:

PUBLIC "-//W3C//ENTITIES XHTML Character Entities 1.0//EN"
SYSTEM "http://www.w3.org/MarkUp/DTD/xhtml-charent-1.mod"

```



```

Revisions:
(none)
..... -->

<!-- Character Entities for XHTML

This module declares the set of character entities for XHTML,
including the Latin 1, Symbol and Special character collections.
-->

<!ENTITY % xhtml-lat1
PUBLIC "-//W3C//ENTITIES Latin 1 for XHTML//EN"
"xhtml-lat1.ent" >
%xhtml-lat1;

<!ENTITY % xhtml-symbol
PUBLIC "-//W3C//ENTITIES Symbols for XHTML//EN"
"xhtml-symbol.ent" >
%xhtml-symbol;

<!ENTITY % xhtml-special
PUBLIC "-//W3C//ENTITIES Special for XHTML//EN"
"xhtml-special.ent" >
%xhtml-special;

<!-- end of xhtml-charent-1.mod -->

```

## F.3. XHTML Module Implementations

This section contains the formal definition of each of the XHTML Abstract Modules as a DTD module.

### F.3.1. XHTML Core Modules

#### F.3.1.1. Structure

You can download this file from <http://www.w3.org/MarkUp/DTD/xhtml-struct-1.mod>.

```

<!-- ..... -->
<!-- XHTML Structure Module ..... -->
<!-- file: xhtml-struct-1.mod

This is XHTML, a reformulation of HTML as a modular XML application.
Copyright 1998-2005 W3C (MIT, ERCIM, Keio), All Rights Reserved.
Revision: $Id: xhtml-struct-1.mod,v 4.0 2001/04/02 22:42:49 altheim Exp $ SMI

This DTD module is identified by the PUBLIC and SYSTEM identifiers:

PUBLIC "-//W3C//ELEMENTS XHTML Document Structure 1.0//EN"
SYSTEM "http://www.w3.org/MarkUp/DTD/xhtml-struct-1.mod"

Revisions:
(none)
..... -->

```

```

<!-- Document Structure

    title, head, body, html

The Structure Module defines the major structural elements and
their attributes.

Note that the content model of the head element type is redeclared
when the Base Module is included in the DTD.

The parameter entity containing the XML namespace URI value used
for XHTML is '%XHTML.xmlns;', defined in the Qualified Names module.
-->

<!-- title: Document Title ..... -->

<!-- The title element is not considered part of the flow of text.
It should be displayed, for example as the page header or
window title. Exactly one title is required per document.
-->

<!ENTITY % title.element "INCLUDE" >
<![%title.element;[
<!ENTITY % title.content "( #PCDATA )" >
<!ENTITY % title.qname "title" >
<!ELEMENT %title.qname; %title.content; >
<!-- end of title.element -->]]>

<!ENTITY % title.attlist "INCLUDE" >
<![%title.attlist;[
<!ATTLIST %title.qname;
    %XHTML.xmlns.attrib;
    %I18n.attrib;
>
<!-- end of title.attlist -->]]>

<!-- head: Document Head ..... -->

<!ENTITY % head.element "INCLUDE" >
<![%head.element;[
<!ENTITY % head.content
    "( %HeadOpts.mix; , %title.qname; , %HeadOpts.mix; )"
>
<!ENTITY % head.qname "head" >
<!ELEMENT %head.qname; %head.content; >
<!-- end of head.element -->]]>

<!ENTITY % head.attlist "INCLUDE" >
<![%head.attlist;[
<!-- reserved for future use with document profiles
-->
<!ENTITY % profile.attrib
    "profile %URI.datatype; '%XHTML.profile;'"
>

<!ATTLIST %head.qname;

```

```

        %XHTML.xmlns.attrib;
        %I18n.attrib;
        %profile.attrib;
        %id.attrib;
    >
<!-- end of head.attlist -->]]>

<!-- body: Document Body ..... -->

<!ENTITY % body.element "INCLUDE" >
<![%body.element;[
<!ENTITY % body.content
    "( %Block.mix; )*"
>
<!ENTITY % body.qname "body" >
<!ELEMENT %body.qname; %body.content; >
<!-- end of body.element -->]]>

<!ENTITY % body.attlist "INCLUDE" >
<![%body.attlist;[
<!ATTLIST %body.qname;
    %Common.attrib;
>
<!-- end of body.attlist -->]]>

<!-- html: XHTML Document Element ..... -->

<!ENTITY % html.element "INCLUDE" >
<![%html.element;[
<!ENTITY % html.content "( %head.qname; , %body.qname; )" >
<!ENTITY % html.qname "html" >
<!ELEMENT %html.qname; %html.content; >
<!-- end of html.element -->]]>

<![%XHTML.xsi.attrs;[
<!-- define a parameter for the XSI schemaLocation attribute -->
<!ENTITY % XSI.schemaLocation.attrib
    "%XSI.pfx;schemaLocation %URIs.datatype; #IMPLIED"
>
]]>
<!ENTITY % XSI.schemaLocation.attrib "">

<!ENTITY % html.attlist "INCLUDE" >
<![%html.attlist;[
<!-- version attribute value defined in driver
-->
<!ENTITY % XHTML.version.attrib
    "version %FPI.datatype; #FIXED '%XHTML.version;'"
>

<!-- see the Qualified Names module for information
on how to extend XHTML using XML namespaces
-->
<!ATTLIST %html.qname;
    %XHTML.xmlns.attrib;
    %XSI.schemaLocation.attrib;
    %XHTML.version.attrib;

```

```

        %I18n.attrib;
        %id.attrib;
    >
<!-- end of html.attlist -->]]>

<!-- end of xhtml-struct-1.mod -->

```

### F.3.1.2. Text

You can download this file from <http://www.w3.org/MarkUp/DTD/xhtml-text-1.mod>.

```

<!-- ..... -->
<!-- XHTML Text Module ..... -->
<!-- file: xhtml-text-1.mod

This is XHTML, a reformulation of HTML as a modular XML application.
Copyright 1998-2005 W3C (MIT, ERCIM, Keio), All Rights Reserved.
Revision: $Id: xhtml-text-1.mod,v 4.0 2001/04/02 22:42:49 altheim Exp $ SMI

This DTD module is identified by the PUBLIC and SYSTEM identifiers:

PUBLIC "-//W3C//ELEMENTS XHTML Text 1.0//EN"
SYSTEM "http://www.w3.org/MarkUp/DTD/xhtml-text-1.mod"

Revisions:
(none)
..... -->

<!-- Textual Content

The Text module includes declarations for all core
text container elements and their attributes.
-->

<!ENTITY % xhtml-inlstruct.module "INCLUDE" >
<![%xhtml-inlstruct.module;[
<!ENTITY % xhtml-inlstruct.mod
PUBLIC "-//W3C//ELEMENTS XHTML Inline Structural 1.0//EN"
"xhtml-inlstruct-1.mod" >
%xhtml-inlstruct.mod;]]>

<!ENTITY % xhtml-inlphras.module "INCLUDE" >
<![%xhtml-inlphras.module;[
<!ENTITY % xhtml-inlphras.mod
PUBLIC "-//W3C//ELEMENTS XHTML Inline Phrasal 1.0//EN"
"xhtml-inlphras-1.mod" >
%xhtml-inlphras.mod;]]>

<!ENTITY % xhtml-blkstruct.module "INCLUDE" >
<![%xhtml-blkstruct.module;[
<!ENTITY % xhtml-blkstruct.mod
PUBLIC "-//W3C//ELEMENTS XHTML Block Structural 1.0//EN"
"xhtml-blkstruct-1.mod" >
%xhtml-blkstruct.mod;]]>

<!ENTITY % xhtml-blkphras.module "INCLUDE" >

```

```

<![%xhtml-blkphras.module;[
<!ENTITY % xhtml-blkphras.mod
    PUBLIC "-//W3C//ELEMENTS XHTML Block Phrasal 1.0//EN"
        "xhtml-blkphras-1.mod" >
%xhtml-blkphras.mod;]]>

<!-- end of xhtml-text-1.mod -->

```

### F.3.1.3. Hypertext

You can download this file from <http://www.w3.org/MarkUp/DTD/xhtml-hypertext-1.mod>.

```

<!-- ..... -->
<!-- XHTML Hypertext Module ..... -->
<!-- file: xhtml-hypertext-1.mod

This is XHTML, a reformulation of HTML as a modular XML application.
Copyright 1998-2005 W3C (MIT, ERCIM, Keio), All Rights Reserved.
Revision: $Id: xhtml-hypertext-1.mod,v 4.0 2001/04/02 22:42:49 altheim Exp $ SMI

This DTD module is identified by the PUBLIC and SYSTEM identifiers:

    PUBLIC "-//W3C//ELEMENTS XHTML Hypertext 1.0//EN"
    SYSTEM "http://www.w3.org/MarkUp/DTD/xhtml-hypertext-1.mod"

Revisions:
(none)
..... -->

<!-- Hypertext

    a

This module declares the anchor ('a') element type, which
defines the source of a hypertext link. The destination
(or link 'target') is identified via its 'id' attribute
rather than the 'name' attribute as was used in HTML.
-->

<!-- ..... Anchor Element ..... -->

<!ENTITY % a.element "INCLUDE" >
<![%a.element;[
<!ENTITY % a.content
    "( #PCDATA | %InlNoAnchor.mix; )*"
>
<!ENTITY % a.qname "a" >
<!ELEMENT %a.qname; %a.content; >
<!-- end of a.element -->]]>

<!ENTITY % a.attlist "INCLUDE" >
<![%a.attlist;[
<!ATTLIST %a.qname;
    %Common.attrib;
    href          %URI.datatype;          #IMPLIED
    charset       %Charset.datatype;     #IMPLIED
    type          %ContentType.datatype;  #IMPLIED

```

```

        hreflang      %LanguageCode.datatype; #IMPLIED
        rel           %LinkTypes.datatype;   #IMPLIED
        rev           %LinkTypes.datatype;   #IMPLIED
        accesskey     %Character.datatype;   #IMPLIED
        tabindex      %Number.datatype;     #IMPLIED
    >
<!-- end of a.attlist -->]]>

<!-- end of xhtml-hypertext-1.mod -->

```

### F.3.1.4. Lists

You can download this file from <http://www.w3.org/MarkUp/DTD/xhtml-list-1.mod>.

```

<!-- ..... -->
<!-- XHTML Lists Module ..... -->
<!-- file: xhtml-list-1.mod

This is XHTML, a reformulation of HTML as a modular XML application.
Copyright 1998-2005 W3C (MIT, ERCIM, Keio), All Rights Reserved.
Revision: $Id: xhtml-list-1.mod,v 4.0 2001/04/02 22:42:49 altheim Exp $ SMI

This DTD module is identified by the PUBLIC and SYSTEM identifiers:

PUBLIC "-//W3C//ELEMENTS XHTML Lists 1.0//EN"
SYSTEM "http://www.w3.org/MarkUp/DTD/xhtml-list-1.mod"

Revisions:
(none)
..... -->

<!-- Lists

    dl, dt, dd, ol, ul, li

This module declares the list-oriented element types
and their attributes.
-->

<!ENTITY % dl.qname "dl" >
<!ENTITY % dt.qname "dt" >
<!ENTITY % dd.qname "dd" >
<!ENTITY % ol.qname "ol" >
<!ENTITY % ul.qname "ul" >
<!ENTITY % li.qname "li" >

<!-- dl: Definition List ..... -->

<!ENTITY % dl.element "INCLUDE" >
<![%dl.element;[
<!ENTITY % dl.content "( %dt.qname; | %dd.qname; )+" >
<!ELEMENT %dl.qname; %dl.content; >
<!-- end of dl.element -->]]>

<!ENTITY % dl.attlist "INCLUDE" >
<![%dl.attlist;[

```

```

<!ATTLIST %dl.qname;
    %Common.attrib;
>
<!-- end of dl.attlist -->]]>

<!-- dt: Definition Term ..... -->

<!ENTITY % dt.element "INCLUDE" >
<![%dt.element;[
<!ENTITY % dt.content
    "( #PCDATA | %Inline.mix; )*"
>
<!ELEMENT %dt.qname; %dt.content; >
<!-- end of dt.element -->]]>

<!ENTITY % dt.attlist "INCLUDE" >
<![%dt.attlist;[
<!ATTLIST %dt.qname;
    %Common.attrib;
>
<!-- end of dt.attlist -->]]>

<!-- dd: Definition Description ..... -->

<!ENTITY % dd.element "INCLUDE" >
<![%dd.element;[
<!ENTITY % dd.content
    "( #PCDATA | %Flow.mix; )*"
>
<!ELEMENT %dd.qname; %dd.content; >
<!-- end of dd.element -->]]>

<!ENTITY % dd.attlist "INCLUDE" >
<![%dd.attlist;[
<!ATTLIST %dd.qname;
    %Common.attrib;
>
<!-- end of dd.attlist -->]]>

<!-- ol: Ordered List (numbered styles) ..... -->

<!ENTITY % ol.element "INCLUDE" >
<![%ol.element;[
<!ENTITY % ol.content "( %li.qname; )+" >
<!ELEMENT %ol.qname; %ol.content; >
<!-- end of ol.element -->]]>

<!ENTITY % ol.attlist "INCLUDE" >
<![%ol.attlist;[
<!ATTLIST %ol.qname;
    %Common.attrib;
>
<!-- end of ol.attlist -->]]>

<!-- ul: Unordered List (bullet styles) ..... -->

<!ENTITY % ul.element "INCLUDE" >

```

```

<![%ul.element;[
<!ENTITY % ul.content "( %li.qname; )+" >
<!ELEMENT %ul.qname; %ul.content; >
<!-- end of ul.element -->]]>

<!ENTITY % ul.attlist "INCLUDE" >
<![%ul.attlist;[
<!ATTLIST %ul.qname;
    %Common.attrib;
>
<!-- end of ul.attlist -->]]>

<!-- li: List Item ..... -->

<!ENTITY % li.element "INCLUDE" >
<![%li.element;[
<!ENTITY % li.content
    "( #PCDATA | %Flow.mix; )*"
>
<!ELEMENT %li.qname; %li.content; >
<!-- end of li.element -->]]>

<!ENTITY % li.attlist "INCLUDE" >
<![%li.attlist;[
<!ATTLIST %li.qname;
    %Common.attrib;
>
<!-- end of li.attlist -->]]>

<!-- end of xhtml-list-1.mod -->

```

## F.3.2. Applet

You can download this file from <http://www.w3.org/MarkUp/DTD/xhtml-applet-1.mod>.

```

<!-- ..... -->
<!-- XHTML Java Applet Module ..... -->
<!-- file: xhtml-applet-1.mod

This is XHTML, a reformulation of HTML as a modular XML application.
Copyright 1998-2005 W3C (MIT, ERCIM, Keio), All Rights Reserved.
Revision: $Id: xhtml-applet-1.mod,v 4.0 2001/04/02 22:42:49 altheim Exp $ SMI

This DTD module is identified by the PUBLIC and SYSTEM identifiers:

PUBLIC "-//W3C//ELEMENTS XHTML Java Applets 1.0//EN"
SYSTEM "http://www.w3.org/MarkUp/DTD/xhtml-applet-1.mod"

Revisions:
#2001-02-20: added PCDATA to content model of applet
..... -->

<!-- Java Applets

    applet

```



This module declares the applet element type and its attributes, used to provide support for Java applets. The 'alt' attribute is now required (as it is on images). One of either code or object attributes must be present. In the document, place param elements before other content within the <applet> element.

Note that use of this module requires instantiation of the Param Element Module.

```
-->

<!-- applet: Java Applet ..... -->

<!ENTITY % applet.element "INCLUDE" >
<![%applet.element;[
<!ENTITY % applet.content
      "( #PCDATA | %param.qname; | %Flow.mix; )*"
>
<!ENTITY % applet.qname "applet" >
<!ELEMENT %applet.qname; %applet.content; >
<!-- end of applet.element -->]]>

<!ENTITY % applet.attlist "INCLUDE" >
<![%applet.attlist;[
<!ATTLIST %applet.qname;
      %Core.attrib;
      alt          %Text.datatype;          #REQUIRED
      archive      CDATA                    #IMPLIED
      code         CDATA                    #IMPLIED
      codebase     %URI.datatype;          #IMPLIED
      object       CDATA                    #IMPLIED
      width        %Length.datatype;      #REQUIRED
      height       %Length.datatype;      #REQUIRED
>
<!-- end of applet.attlist -->]]>

<!-- end of xhtml-applet-1.mod -->
```

## F.3.3. Text Modules

### F.3.3.1. Presentation

You can download this file from <http://www.w3.org/MarkUp/DTD/xhtml-pres-1.mod>.

```
<!-- ..... -->
<!-- XHTML Presentation Module ..... -->
<!-- file: xhtml-pres-1.mod
```

This is XHTML, a reformulation of HTML as a modular XML application.  
 Copyright 1998-2005 W3C (MIT, ERCIM, Keio), All Rights Reserved.  
 Revision: \$Id: xhtml-pres-1.mod,v 4.0 2001/04/02 22:42:49 altheim Exp \$ SMI

This DTD module is identified by the PUBLIC and SYSTEM identifiers:

```
PUBLIC "-//W3C//ELEMENTS XHTML Presentation 1.0//EN"
SYSTEM "http://www.w3.org/MarkUp/DTD/xhtml-pres-1.mod"
```

```

Revisions:
(none)
..... -->

<!-- Presentational Elements

This module defines elements and their attributes for
simple presentation-related markup.
-->

<!ENTITY % xhtml-inlpres.module "INCLUDE" >
<![%xhtml-inlpres.module;[
<!ENTITY % xhtml-inlpres.mod
PUBLIC "-//W3C//ELEMENTS XHTML Inline Presentation 1.0//EN"
"xhtml-inlpres-1.mod" >
%xhtml-inlpres.mod;]]>

<!ENTITY % xhtml-blkpres.module "INCLUDE" >
<![%xhtml-blkpres.module;[
<!ENTITY % xhtml-blkpres.mod
PUBLIC "-//W3C//ELEMENTS XHTML Block Presentation 1.0//EN"
"xhtml-blkpres-1.mod" >
%xhtml-blkpres.mod;]]>

<!-- end of xhtml-pres-1.mod -->

```

### F.3.3.2. Edit

You can download this file from <http://www.w3.org/MarkUp/DTD/xhtml-edit-1.mod>.

```

<!-- ..... -->
<!-- XHTML Editing Elements Module ..... -->
<!-- file: xhtml-edit-1.mod

This is XHTML, a reformulation of HTML as a modular XML application.
Copyright 1998-2005 W3C (MIT, ERCIM, Keio), All Rights Reserved.
Revision: $Id: xhtml-edit-1.mod,v 4.0 2001/04/02 22:42:49 altheim Exp $ SMI

This DTD module is identified by the PUBLIC and SYSTEM identifiers:

PUBLIC "-//W3C//ELEMENTS XHTML Editing Markup 1.0//EN"
SYSTEM "http://www.w3.org/MarkUp/DTD/xhtml-edit-1.mod"

Revisions:
(none)
..... -->

<!-- Editing Elements

ins, del

This module declares element types and attributes used to indicate
inserted and deleted content while editing a document.
-->

```

```

<!-- ins: Inserted Text ..... -->

<!ENTITY % ins.element "INCLUDE" >
<![%ins.element;[
<!ENTITY % ins.content
      "( #PCDATA | %Flow.mix; )*"
>
<!ENTITY % ins.qname "ins" >
<!ELEMENT %ins.qname; %ins.content; >
<!-- end of ins.element -->]]>

<!ENTITY % ins.attlist "INCLUDE" >
<![%ins.attlist;[
<!ATTLIST %ins.qname;
      %Common.attrib;
      cite          %URI.datatype;          #IMPLIED
      datetime      %Datetime.datatype;     #IMPLIED
>
<!-- end of ins.attlist -->]]>

<!-- del: Deleted Text ..... -->

<!ENTITY % del.element "INCLUDE" >
<![%del.element;[
<!ENTITY % del.content
      "( #PCDATA | %Flow.mix; )*"
>
<!ENTITY % del.qname "del" >
<!ELEMENT %del.qname; %del.content; >
<!-- end of del.element -->]]>

<!ENTITY % del.attlist "INCLUDE" >
<![%del.attlist;[
<!ATTLIST %del.qname;
      %Common.attrib;
      cite          %URI.datatype;          #IMPLIED
      datetime      %Datetime.datatype;     #IMPLIED
>
<!-- end of del.attlist -->]]>

<!-- end of xhtml-edit-1.mod -->

```

### F.3.3.3. Bi-directional Text

You can download this file from <http://www.w3.org/MarkUp/DTD/xhtml-bdo-1.mod>.

```

<!-- ..... -->
<!-- XHTML BDO Element Module ..... -->
<!-- file: xhtml-bdo-1.mod

This is XHTML, a reformulation of HTML as a modular XML application.
Copyright 1998-2005 W3C (MIT, ERCIM, Keio), All Rights Reserved.
Revision: $Id: xhtml-bdo-1.mod,v 4.0 2001/04/02 22:42:49 altheim Exp $ SMI

This DTD module is identified by the PUBLIC and SYSTEM identifiers:

```

```

PUBLIC "-//W3C//ELEMENTS XHTML BDO Element 1.0//EN"
SYSTEM "http://www.w3.org/MarkUp/DTD/xhtml-bdo-1.mod"

Revisions:
(none)
..... -->

<!-- Bidirectional Override (bdo) Element

This modules declares the element 'bdo', used to override the
Unicode bidirectional algorithm for selected fragments of text.

DEPENDENCIES:
Relies on the conditional section keyword %XHTML.bidi; declared
as "INCLUDE". Bidirectional text support includes both the bdo
element and the 'dir' attribute.
-->

<!ENTITY % bdo.element "INCLUDE" >
<![%bdo.element;[
<!ENTITY % bdo.content
    "( #PCDATA | %Inline.mix; )*"
>
<!ENTITY % bdo.qname "bdo" >
<!ELEMENT %bdo.qname; %bdo.content; >
<!-- end of bdo.element -->]]>

<!ENTITY % bdo.attlist "INCLUDE" >
<![%bdo.attlist;[
<!ATTLIST %bdo.qname;
    %Core.attrib;
    xml:lang %LanguageCode.datatype; #IMPLIED
    dir ( ltr | rtl ) #REQUIRED
>
]]>

<!-- end of xhtml-bdo-1.mod -->

```

## F.3.4. Forms

### F.3.4.1. Basic Forms

You can download this file from <http://www.w3.org/MarkUp/DTD/xhtml-basic-form-1.mod>.

```

<!-- ..... -->
<!-- XHTML Simplified Forms Module ..... -->
<!-- file: xhtml-basic-form-1.mod

This is XHTML Basic, a proper subset of XHTML.
Copyright 1998-2005 W3C (MIT, ERCIM, Keio), All Rights Reserved.
Revision: $Id: xhtml-basic-form-1.mod,v 4.1 2001/04/05 06:57:40 altheim Exp $ SMI

This DTD module is identified by the PUBLIC and SYSTEM identifiers:

PUBLIC "-//W3C//ELEMENTS XHTML Basic Forms 1.0//EN"
SYSTEM "http://www.w3.org/MarkUp/DTD/xhtml-basic-form-1.mod"

```

```

Revisions:
(none)
..... -->

<!-- Basic Forms

This forms module is based on the HTML 3.2 forms model, with
the WAI-requested addition of the label element. While this
module essentially mimics the content model and attributes of
HTML 3.2 forms, the element types declared herein also include
all HTML 4 common attributes.

    form, label, input, select, option, textarea
-->

<!-- declare qualified element type names:
-->
<!ENTITY % form.qname "form" >
<!ENTITY % label.qname "label" >
<!ENTITY % input.qname "input" >
<!ENTITY % select.qname "select" >
<!ENTITY % option.qname "option" >
<!ENTITY % textarea.qname "textarea" >

<!-- %BlkNoForm.mix; includes all non-form block elements,
plus %Misc.class;
-->
<!ENTITY % BlkNoForm.mix
"%Heading.class;
| %List.class;
| %BlkStruct.class;
%BlkPhras.class;
%BlkPres.class;
| %table.qname;
%Block.extra;
%Misc.class;"
>

<!-- form: Form Element ..... -->

<!ENTITY % form.element "INCLUDE" >
<![%form.element;[
<!ENTITY % form.content
"( %BlkNoForm.mix; )+"
>
<!ELEMENT %form.qname; %form.content; >
<!-- end of form.element -->]]>

<!ENTITY % form.attlist "INCLUDE" >
<![%form.attlist;[
<!ATTLIST %form.qname;
    %Common.attrib;
    action      %URI.datatype;          #REQUIRED
    method      ( get | post )          'get'
    enctype     %ContentType.datatype;  'application/x-www-form-urlencoded'
>
<!-- end of form.attlist -->]]>

```

```

<!-- label: Form Field Label Text ..... -->

<!ENTITY % label.element "INCLUDE" >
<![%label.element;[
<!-- Each label must not contain more than ONE field
-->
<!ENTITY % label.content
"( #PCDATA
 | %input.qname; | %select.qname; | %textarea.qname;
 | %InlStruct.class;
 %InlPhras.class;
 %I18n.class;
 %InlPres.class;
 %InlSpecial.class;
 %Misc.class; )*"
>
<!ELEMENT %label.qname; %label.content; >
<!-- end of label.element -->]]>

<!ENTITY % label.attlist "INCLUDE" >
<![%label.attlist;[
<!ATTLIST %label.qname;
      %Common.attrib;
      for          IDREF          #IMPLIED
      accesskey    %Character.datatype; #IMPLIED
>
<!-- end of label.attlist -->]]>

<!-- input: Form Control ..... -->

<!ENTITY % input.element "INCLUDE" >
<![%input.element;[
<!ENTITY % input.content "EMPTY" >
<!ELEMENT %input.qname; %input.content; >
<!-- end of input.element -->]]>

<!-- Basic Forms removes 'button', 'image' and 'file' input types.
-->
<!ENTITY % input.attlist "INCLUDE" >
<![%input.attlist;[
<!ENTITY % InputType.class
"( text | password | checkbox | radio
 | submit | reset | hidden )"
>
<!-- attribute name required for all but submit & reset
-->
<!ATTLIST %input.qname;
      %Common.attrib;
      type          %InputType.class;          'text'
      name          CDATA                      #IMPLIED
      value         CDATA                      #IMPLIED
      checked       ( checked )                #IMPLIED
      size          %Number.datatype;          #IMPLIED
      maxlength     %Number.datatype;          #IMPLIED
      src           %URI.datatype;             #IMPLIED
      tabindex      %Number.datatype;          #IMPLIED
      accesskey     %Character.datatype;       #IMPLIED

```

```

>
<!-- end of input.attlist -->]]>

<!-- select: Option Selector ..... -->

<!ENTITY % select.element "INCLUDE" >
<![%select.element;[
<!ENTITY % select.content "( %option.qname; )" >
<!ELEMENT %select.qname; %select.content; >
<!-- end of select.element -->]]>

<!ENTITY % select.attlist "INCLUDE" >
<![%select.attlist;[
<!ATTLIST %select.qname;
    %Common.attrib;
    name          CDATA                #IMPLIED
    size          %Number.datatype;    #IMPLIED
    multiple      ( multiple )        #IMPLIED
    tabindex      %Number.datatype;    #IMPLIED
>
<!-- end of select.attlist -->]]>

<!-- option: Selectable Choice ..... -->

<!ENTITY % option.element "INCLUDE" >
<![%option.element;[
<!ENTITY % option.content "( #PCDATA )" >
<!ELEMENT %option.qname; %option.content; >
<!-- end of option.element -->]]>

<!ENTITY % option.attlist "INCLUDE" >
<![%option.attlist;[
<!ATTLIST %option.qname;
    %Common.attrib;
    selected      ( selected )        #IMPLIED
    value         CDATA                #IMPLIED
>
<!-- end of option.attlist -->]]>

<!-- textarea: Multi-Line Text Field ..... -->

<!ENTITY % textarea.element "INCLUDE" >
<![%textarea.element;[
<!ENTITY % textarea.content "( #PCDATA )" >
<!ELEMENT %textarea.qname; %textarea.content; >
<!-- end of textarea.element -->]]>

<!ENTITY % textarea.attlist "INCLUDE" >
<![%textarea.attlist;[
<!ATTLIST %textarea.qname;
    %Common.attrib;
    name          CDATA                #IMPLIED
    rows          %Number.datatype;    #REQUIRED
    cols          %Number.datatype;    #REQUIRED
    tabindex      %Number.datatype;    #IMPLIED
    accesskey     %Character.datatype; #IMPLIED

```

```

>
<!-- end of textarea.attlist -->]]>

<!-- end of xhtml-basic-form-1.mod -->

```

### F.3.4.2. Forms

You can download this file from <http://www.w3.org/MarkUp/DTD/xhtml-form-1.mod>.

```

<!-- ..... -->
<!-- XHTML Forms Module ..... -->
<!-- file: xhtml-form-1.mod

This is XHTML, a reformulation of HTML as a modular XML application.
Copyright 1998-2005 W3C (MIT, ERCIM, Keio), All Rights Reserved.
Revision: $Id: xhtml-form-1.mod,v 4.1 2001/04/10 09:42:30 altheim Exp $ SMI

This DTD module is identified by the PUBLIC and SYSTEM identifiers:

PUBLIC "-//W3C//ELEMENTS XHTML Forms 1.0//EN"
SYSTEM "http://www.w3.org/MarkUp/DTD/xhtml-form-1.mod"

Revisions:
(none)
..... -->

<!-- Forms

    form, label, input, select, optgroup, option,
    textarea, fieldset, legend, button

This module declares markup to provide support for online
forms, based on the features found in HTML 4 forms.
-->

<!-- declare qualified element type names:
-->
<!ENTITY % form.qname "form" >
<!ENTITY % label.qname "label" >
<!ENTITY % input.qname "input" >
<!ENTITY % select.qname "select" >
<!ENTITY % optgroup.qname "optgroup" >
<!ENTITY % option.qname "option" >
<!ENTITY % textarea.qname "textarea" >
<!ENTITY % fieldset.qname "fieldset" >
<!ENTITY % legend.qname "legend" >
<!ENTITY % button.qname "button" >

<!-- %BlkNoForm.mix; includes all non-form block elements,
plus %Misc.class;
-->
<!ENTITY % BlkNoForm.mix
"%Heading.class;
| %List.class;
| %BlkStruct.class;
%BlkPhras.class;

```



```

        %BlkPres.class;
        %Table.class;
        %Block.extra;
        %Misc.class;"
>

<!-- form: Form Element ..... -->

<!ENTITY % form.element "INCLUDE" >
<![%form.element;[
<!ENTITY % form.content
      "( %BlkNoForm.mix;
        | %fieldset.qname; )+"
>
<!ELEMENT %form.qname; %form.content; >
<!-- end of form.element -->]]>

<!ENTITY % form.attlist "INCLUDE" >
<![%form.attlist;[
<!ATTLIST %form.qname;
      %Common.attrib;
      action      %URI.datatype;          #REQUIRED
      method      ( get | post )         'get'
      enctype     %ContentType.datatype;  'application/x-www-form-urlencoded'
      accept-charset %Charsets.datatype;  #IMPLIED
      accept      %ContentTypes.datatype; #IMPLIED
>
<!-- end of form.attlist -->]]>

<!-- label: Form Field Label Text ..... -->

<!-- Each label must not contain more than ONE field
-->

<!ENTITY % label.element "INCLUDE" >
<![%label.element;[
<!ENTITY % label.content
      "( #PCDATA
        | %input.qname; | %select.qname; | %textarea.qname; | %button.qname;
        | %InlStruct.class;
        %InlPhras.class;
        %I18n.class;
        %InlPres.class;
        %Anchor.class;
        %InlSpecial.class;
        %Inline.extra;
        %Misc.class; )"
>
<!ELEMENT %label.qname; %label.content; >
<!-- end of label.element -->]]>

<!ENTITY % label.attlist "INCLUDE" >
<![%label.attlist;[
<!ATTLIST %label.qname;
      %Common.attrib;
      for          IDREF                  #IMPLIED
      accesskey    %Character.datatype;   #IMPLIED

```

```

>
<!-- end of label.attlist -->]]>

<!-- input: Form Control ..... -->

<!ENTITY % input.element "INCLUDE" >
<![%input.element;[
<!ENTITY % input.content "EMPTY" >
<!ELEMENT %input.qname; %input.content; >
<!-- end of input.element -->]]>

<!ENTITY % input.attlist "INCLUDE" >
<![%input.attlist;[
<!ENTITY % InputType.class
      "( text | password | checkbox | radio | submit
        | reset | file | hidden | image | button )"
>
<!-- attribute 'name' required for all but submit & reset
-->
<!ATTLIST %input.qname;
      %Common.attrib;
      type          %InputType.class;          'text'
      name          CDATA                      #IMPLIED
      value         CDATA                      #IMPLIED
      checked       ( checked )                #IMPLIED
      disabled      ( disabled )               #IMPLIED
      readonly      ( readonly )               #IMPLIED
      size          %Number.datatype;          #IMPLIED
      maxlength     %Number.datatype;          #IMPLIED
      src           %URI.datatype;             #IMPLIED
      alt           %Text.datatype;            #IMPLIED
      tabindex      %Number.datatype;          #IMPLIED
      accesskey     %Character.datatype;       #IMPLIED
      accept        %ContentTypes.datatype;    #IMPLIED
>
<!-- end of input.attlist -->]]>

<!-- select: Option Selector ..... -->

<!ENTITY % select.element "INCLUDE" >
<![%select.element;[
<!ENTITY % select.content
      "( %optgroup.qname; | %option.qname; )+"
>
<!ELEMENT %select.qname; %select.content; >
<!-- end of select.element -->]]>

<!ENTITY % select.attlist "INCLUDE" >
<![%select.attlist;[
<!ATTLIST %select.qname;
      %Common.attrib;
      name          CDATA                      #IMPLIED
      size          %Number.datatype;          #IMPLIED
      multiple      ( multiple )               #IMPLIED
      disabled      ( disabled )               #IMPLIED
      tabindex      %Number.datatype;          #IMPLIED
>

```

```

<!-- end of select.attlist -->]]>

<!-- optgroup: Option Group ..... -->

<!ENTITY % optgroup.element "INCLUDE" >
<![%optgroup.element;[
<!ENTITY % optgroup.content "( %option.qname; )" >
<!ELEMENT %optgroup.qname; %optgroup.content; >
<!-- end of optgroup.element -->]]>

<!ENTITY % optgroup.attlist "INCLUDE" >
<![%optgroup.attlist;[
<!ATTLIST %optgroup.qname;
    %Common.attrib;
    disabled ( disabled ) #IMPLIED
    label %Text.datatype; #REQUIRED
>
<!-- end of optgroup.attlist -->]]>

<!-- option: Selectable Choice ..... -->

<!ENTITY % option.element "INCLUDE" >
<![%option.element;[
<!ENTITY % option.content "( #PCDATA )" >
<!ELEMENT %option.qname; %option.content; >
<!-- end of option.element -->]]>

<!ENTITY % option.attlist "INCLUDE" >
<![%option.attlist;[
<!ATTLIST %option.qname;
    %Common.attrib;
    selected ( selected ) #IMPLIED
    disabled ( disabled ) #IMPLIED
    label %Text.datatype; #IMPLIED
    value CDATA #IMPLIED
>
<!-- end of option.attlist -->]]>

<!-- textarea: Multi-Line Text Field ..... -->

<!ENTITY % textarea.element "INCLUDE" >
<![%textarea.element;[
<!ENTITY % textarea.content "( #PCDATA )" >
<!ELEMENT %textarea.qname; %textarea.content; >
<!-- end of textarea.element -->]]>

<!ENTITY % textarea.attlist "INCLUDE" >
<![%textarea.attlist;[
<!ATTLIST %textarea.qname;
    %Common.attrib;
    name CDATA #IMPLIED
    rows %Number.datatype; #REQUIRED
    cols %Number.datatype; #REQUIRED
    disabled ( disabled ) #IMPLIED
    readonly ( readonly ) #IMPLIED
    tabindex %Number.datatype; #IMPLIED
    accesskey %Character.datatype; #IMPLIED

```

```

>
<!-- end of textarea.attlist -->]]>

<!-- fieldset: Form Control Group ..... -->

<!-- #PCDATA is to solve the mixed content problem,
      per specification only whitespace is allowed
-->

<!ENTITY % fieldset.element "INCLUDE" >
<![%fieldset.element;[
<!ENTITY % fieldset.content
      "( #PCDATA | %legend.qname; | %Flow.mix; )*"
>
<!ELEMENT %fieldset.qname; %fieldset.content; >
<!-- end of fieldset.element -->]]>

<!ENTITY % fieldset.attlist "INCLUDE" >
<![%fieldset.attlist;[
<!ATTLIST %fieldset.qname;
      %Common.attrib;
>
<!-- end of fieldset.attlist -->]]>

<!-- legend: Fieldset Legend ..... -->

<!ENTITY % legend.element "INCLUDE" >
<![%legend.element;[
<!ENTITY % legend.content
      "( #PCDATA | %Inline.mix; )*"
>
<!ELEMENT %legend.qname; %legend.content; >
<!-- end of legend.element -->]]>

<!ENTITY % legend.attlist "INCLUDE" >
<![%legend.attlist;[
<!ATTLIST %legend.qname;
      %Common.attrib;
      accesskey %Character.datatype; #IMPLIED
>
<!-- end of legend.attlist -->]]>

<!-- button: Push Button ..... -->

<!ENTITY % button.element "INCLUDE" >
<![%button.element;[
<!ENTITY % button.content
      "( #PCDATA
      | %BlkNoForm.mix;
      | %InlStruct.class;
      %InlPhras.class;
      %InlPres.class;
      %I18n.class;
      %InlSpecial.class;
      %Inline.extra; )*"
>
<!ELEMENT %button.qname; %button.content; >

```

```

<!-- end of button.element -->]]>

<!ENTITY % button.attlist "INCLUDE" >
<![%button.attlist;[
<!ATTLIST %button.qname;
    %Common.attrib;
    name          CDATA          #IMPLIED
    value         CDATA          #IMPLIED
    type          ( button | submit | reset ) 'submit'
    disabled      ( disabled )   #IMPLIED
    tabindex      %Number.datatype; #IMPLIED
    accesskey     %Character.datatype; #IMPLIED
>
<!-- end of button.attlist -->]]>

<!-- end of xhtml-form-1.mod -->

```

## F.3.5. Tables

### F.3.5.1. Basic Tables

You can download this file from <http://www.w3.org/MarkUp/DTD/xhtml-basic-table-1.mod>.

```

<!-- ..... -->
<!-- XHTML Basic Table Module ..... -->
<!-- file: xhtml-basic-table-1.mod

This is XHTML Basic, a proper subset of XHTML.
Copyright 1998-2005 W3C (MIT, ERCIM, Keio), All Rights Reserved.
Revision: $Id: xhtml-basic-table-1.mod,v 4.0 2001/04/02 22:42:49 altheim Exp $ SMI

This DTD module is identified by the PUBLIC and SYSTEM identifiers:

PUBLIC "-//W3C//ELEMENTS XHTML Basic Tables 1.0//EN"
SYSTEM "http://www.w3.org/MarkUp/DTD/xhtml-basic-table-1.mod"

Revisions:
(none)
..... -->

<!-- Basic Tables

    table, caption, tr, th, td

This table module declares elements and attributes defining
a table model based fundamentally on features found in the
widely-deployed HTML 3.2 table model. While this module
mimics the content model and table attributes of HTML 3.2
tables, the element types declared herein also includes all
HTML 4 common and most of the HTML 4 table attributes.

-->

<!-- declare qualified element type names:
-->
<!ENTITY % table.qname "table" >
<!ENTITY % caption.qname "caption" >
<!ENTITY % tr.qname "tr" >

```

```

<!ENTITY % th.qname  "th" >
<!ENTITY % td.qname  "td" >

<!-- horizontal alignment attributes for cell contents
-->
<!ENTITY % CellHAlign.attrib
      "align          ( left
                       | center
                       | right )                #IMPLIED"
>

<!-- vertical alignment attributes for cell contents
-->
<!ENTITY % CellVAlign.attrib
      "valign         ( top
                       | middle
                       | bottom )              #IMPLIED"
>

<!-- scope is simpler than axes attribute for common tables
-->
<!ENTITY % scope.attrib
      "scope          ( row | col )            #IMPLIED"
>

<!-- table: Table Element ..... -->

<!ENTITY % table.element  "INCLUDE" >
<![%table.element;[
<!ENTITY % table.content
      "( %caption.qname;?, %tr.qname;+ )"
>
<!ELEMENT %table.qname; %table.content; >
<!-- end of table.element -->]]>

<!ENTITY % table.attlist  "INCLUDE" >
<![%table.attlist;[
<!ATTLIST %table.qname;
      %Common.attrib;
      summary      %Text.datatype;          #IMPLIED
      width        %Length.datatype;        #IMPLIED
>
<!-- end of table.attlist -->]]>

<!-- caption: Table Caption ..... -->

<!ENTITY % caption.element  "INCLUDE" >
<![%caption.element;[
<!ENTITY % caption.content
      "( #PCDATA | %Inline.mix; )*"
>
<!ELEMENT %caption.qname; %caption.content; >
<!-- end of caption.element -->]]>

<!ENTITY % caption.attlist  "INCLUDE" >
<![%caption.attlist;[
<!ATTLIST %caption.qname;
      %Common.attrib;
>

```

```

<!-- end of caption.attlist -->]]>

<!-- tr: Table Row ..... -->

<!ENTITY % tr.element "INCLUDE" >
<![%tr.element;[
<!ENTITY % tr.content "( %th.qname; | %td.qname; )+" >
<!ELEMENT %tr.qname; %tr.content; >
<!-- end of tr.element -->]]>

<!ENTITY % tr.attlist "INCLUDE" >
<![%tr.attlist;[
<!ATTLIST %tr.qname;
    %Common.attrib;
    %CellHAlign.attrib;
    %CellVAlign.attrib;
>
<!-- end of tr.attlist -->]]>

<!-- th: Table Header Cell ..... -->

<!-- th is for header cells, td for data,
but for cells acting as both use td
-->

<!ENTITY % th.element "INCLUDE" >
<![%th.element;[
<!ENTITY % th.content
    "( #PCDATA | %FlowNoTable.mix; )*"
>
<!ELEMENT %th.qname; %th.content; >
<!-- end of th.element -->]]>

<!ENTITY % th.attlist "INCLUDE" >
<![%th.attlist;[
<!ATTLIST %th.qname;
    %Common.attrib;
    abbr          %Text.datatype;          #IMPLIED
    axis          CDATA                    #IMPLIED
    headers       IDREFS                   #IMPLIED
    %scope.attrib;
    rowspan       %Number.datatype;        '1'
    colspan       %Number.datatype;        '1'
    %CellHAlign.attrib;
    %CellVAlign.attrib;
>
<!-- end of th.attlist -->]]>

<!-- td: Table Data Cell ..... -->

<!ENTITY % td.element "INCLUDE" >
<![%td.element;[
<!ENTITY % td.content
    "( #PCDATA | %FlowNoTable.mix; )*"
>
<!ELEMENT %td.qname; %td.content; >
<!-- end of td.element -->]]>

<!ENTITY % td.attlist "INCLUDE" >

```

```

<![%td.attlist;[
<!ATTLIST %td.qname;
    %Common.attrib;
    abbr          %Text.datatype;          #IMPLIED
    axis          CDATA                    #IMPLIED
    headers       IDREFS                   #IMPLIED
    %scope.attrib;
    rowspan       %Number.datatype;        '1'
    colspan       %Number.datatype;        '1'
    %CellHAlign.attrib;
    %CellVAlign.attrib;
>
<!-- end of td.attlist -->]]>

<!-- end of xhtml-basic-table-1.mod -->

```

### F.3.5.2. Tables

You can download this file from <http://www.w3.org/MarkUp/DTD/xhtml-table-1.mod>.

```

<!-- ..... -->
<!-- XHTML Table Module ..... -->
<!-- file: xhtml-table-1.mod

This is XHTML, a reformulation of HTML as a modular XML application.
Copyright 1998-2005 W3C (MIT, ERCIM, Keio), All Rights Reserved.
Revision: $Id: xhtml-table-1.mod,v 4.1 2001/04/10 09:42:30 altheim Exp $ SMI

This DTD module is identified by the PUBLIC and SYSTEM identifiers:

PUBLIC "-//W3C//ELEMENTS XHTML Tables 1.0//EN"
SYSTEM "http://www.w3.org/MarkUp/DTD/xhtml-table-1.mod"

Revisions:
(none)
..... -->

<!-- Tables

    table, caption, thead, tfoot, tbody, colgroup, col, tr, th, td

This module declares element types and attributes used to provide
table markup similar to HTML 4, including features that enable
better accessibility for non-visual user agents.
-->

<!-- declare qualified element type names:
-->
<!ENTITY % table.qname "table" >
<!ENTITY % caption.qname "caption" >
<!ENTITY % thead.qname "thead" >
<!ENTITY % tfoot.qname "tfoot" >
<!ENTITY % tbody.qname "tbody" >
<!ENTITY % colgroup.qname "colgroup" >
<!ENTITY % col.qname "col" >
<!ENTITY % tr.qname "tr" >
<!ENTITY % th.qname "th" >

```



```

<!ENTITY % td.qname "td" >

<!-- The frame attribute specifies which parts of the frame around
the table should be rendered. The values are not the same as
CALs to avoid a name clash with the valign attribute.
-->
<!ENTITY % frame.attrib
"frame" ( void
        | above
        | below
        | hside
        | lhs
        | rhs
        | vside
        | box
        | border ) #IMPLIED"
>

<!-- The rules attribute defines which rules to draw between cells:

If rules is absent then assume:

"none" if border is absent or border="0" otherwise "all"
-->
<!ENTITY % rules.attrib
"rules" ( none
         | groups
         | rows
         | cols
         | all ) #IMPLIED"
>

<!-- horizontal alignment attributes for cell contents
-->
<!ENTITY % CellHAlign.attrib
"align" ( left
         | center
         | right
         | justify
         | char ) #IMPLIED
char %Character.datatype; #IMPLIED
charoff %Length.datatype; #IMPLIED"
>

<!-- vertical alignment attribute for cell contents
-->
<!ENTITY % CellVAlign.attrib
"valign" ( top
         | middle
         | bottom
         | baseline ) #IMPLIED"
>

<!-- scope is simpler than axes attribute for common tables
-->
<!ENTITY % scope.attrib
"scope" ( row

```

```

        | col
        | rowgroup
        | colgroup )          #IMPLIED"
>

<!-- table: Table Element ..... -->

<!ENTITY % table.element "INCLUDE" >
<![%table.element;[
<!ENTITY % table.content
      "( %caption.qname;?, ( %col.qname;* | %colgroup.qname;* ),
        (( %thead.qname;?, %tfoot.qname;?, %tbody.qname;+ ) | ( %tr.qname;+ )))"
>
<!ELEMENT %table.qname; %table.content; >
<!-- end of table.element -->]]>

<!ENTITY % table.attlist "INCLUDE" >
<![%table.attlist;[
<!ATTLIST %table.qname;
      %Common.attrib;
      summary      %Text.datatype;          #IMPLIED
      width        %Length.datatype;       #IMPLIED
      border       %Pixels.datatype;       #IMPLIED
      %frame.attrib;
      %rules.attrib;
      cellspacing  %Length.datatype;       #IMPLIED
      cellpadding %Length.datatype;       #IMPLIED
>
<!-- end of table.attlist -->]]>

<!-- caption: Table Caption ..... -->

<!ENTITY % caption.element "INCLUDE" >
<![%caption.element;[
<!ENTITY % caption.content
      "( #PCDATA | %Inline.mix; )*"
>
<!ELEMENT %caption.qname; %caption.content; >
<!-- end of caption.element -->]]>

<!ENTITY % caption.attlist "INCLUDE" >
<![%caption.attlist;[
<!ATTLIST %caption.qname;
      %Common.attrib;
>
<!-- end of caption.attlist -->]]>

<!-- thead: Table Header ..... -->

<!-- Use thead to duplicate headers when breaking table
      across page boundaries, or for static headers when
      tbody sections are rendered in scrolling panel.
-->

<!ENTITY % thead.element "INCLUDE" >
<![%thead.element;[
<!ENTITY % thead.content "( %tr.qname; )+" >

```

```

<!ELEMENT %thead.qname; %thead.content; >
<!-- end of thead.element -->]]>

<!ENTITY %thead.attlist "INCLUDE" >
<![%thead.attlist;[
<!ATTLIST %thead.qname;
    %Common.attrib;
    %CellHAlign.attrib;
    %CellVAlign.attrib;
>
<!-- end of thead.attlist -->]]>

<!-- tfoot: Table Footer ..... -->

<!-- Use tfoot to duplicate footers when breaking table
across page boundaries, or for static footers when
tbody sections are rendered in scrolling panel.
-->

<!ENTITY %tfoot.element "INCLUDE" >
<![%tfoot.element;[
<!ENTITY %tfoot.content "( %tr.qname; )" >
<!ELEMENT %tfoot.qname; %tfoot.content; >
<!-- end of tfoot.element -->]]>

<!ENTITY %tfoot.attlist "INCLUDE" >
<![%tfoot.attlist;[
<!ATTLIST %tfoot.qname;
    %Common.attrib;
    %CellHAlign.attrib;
    %CellVAlign.attrib;
>
<!-- end of tfoot.attlist -->]]>

<!-- tbody: Table Body ..... -->

<!-- Use multiple tbody sections when rules are needed
between groups of table rows.
-->

<!ENTITY %tbody.element "INCLUDE" >
<![%tbody.element;[
<!ENTITY %tbody.content "( %tr.qname; )" >
<!ELEMENT %tbody.qname; %tbody.content; >
<!-- end of tbody.element -->]]>

<!ENTITY %tbody.attlist "INCLUDE" >
<![%tbody.attlist;[
<!ATTLIST %tbody.qname;
    %Common.attrib;
    %CellHAlign.attrib;
    %CellVAlign.attrib;
>
<!-- end of tbody.attlist -->]]>

<!-- colgroup: Table Column Group ..... -->

```

```

<!-- colgroup groups a set of col elements. It allows you
      to group several semantically-related columns together.
-->

<!ENTITY % colgroup.element "INCLUDE" >
<![%colgroup.element;[
<!ENTITY % colgroup.content "( %col.qname; )" * >
<!ELEMENT %colgroup.qname; %colgroup.content; >
<!-- end of colgroup.element -->]]>

<!ENTITY % colgroup.attlist "INCLUDE" >
<![%colgroup.attlist;[
<!ATTLIST %colgroup.qname;
      %Common.attrib;
      span          %Number.datatype;          '1'
      width         %MultiLength.datatype;     #IMPLIED
      %CellHAlign.attrib;
      %CellVAlign.attrib;
>
<!-- end of colgroup.attlist -->]]>

<!-- col: Table Column ..... -->

<!-- col elements define the alignment properties for
      cells in one or more columns.

      The width attribute specifies the width of the
      columns, e.g.

          width="64"           width in screen pixels
          width="0.5*"        relative width of 0.5

      The span attribute causes the attributes of one
      col element to apply to more than one column.
-->

<!ENTITY % col.element "INCLUDE" >
<![%col.element;[
<!ENTITY % col.content "EMPTY" >
<!ELEMENT %col.qname; %col.content; >
<!-- end of col.element -->]]>

<!ENTITY % col.attlist "INCLUDE" >
<![%col.attlist;[
<!ATTLIST %col.qname;
      %Common.attrib;
      span          %Number.datatype;          '1'
      width         %MultiLength.datatype;     #IMPLIED
      %CellHAlign.attrib;
      %CellVAlign.attrib;
>
<!-- end of col.attlist -->]]>

<!-- tr: Table Row ..... -->

<!ENTITY % tr.element "INCLUDE" >
<![%tr.element;[

```

```

<!ENTITY % tr.content "( %th.qname; | %td.qname; )+" >
<!ELEMENT %tr.qname; %tr.content; >
<!-- end of tr.element -->]]>

<!ENTITY % tr.attlist "INCLUDE" >
<![%tr.attlist;[
<!ATTLIST %tr.qname;
    %Common.attrib;
    %CellHAlign.attrib;
    %CellVAlign.attrib;
>
<!-- end of tr.attlist -->]]>

<!-- th: Table Header Cell ..... -->

<!-- th is for header cells, td for data,
    but for cells acting as both use td
-->

<!ENTITY % th.element "INCLUDE" >
<![%th.element;[
<!ENTITY % th.content
    "( #PCDATA | %Flow.mix; )*"
>
<!ELEMENT %th.qname; %th.content; >
<!-- end of th.element -->]]>

<!ENTITY % th.attlist "INCLUDE" >
<![%th.attlist;[
<!ATTLIST %th.qname;
    %Common.attrib;
    abbr          %Text.datatype;          #IMPLIED
    axis          CDATA                    #IMPLIED
    headers       IDREFS                   #IMPLIED
    %scope.attrib;
    rowspan       %Number.datatype;       '1'
    colspan       %Number.datatype;       '1'
    %CellHAlign.attrib;
    %CellVAlign.attrib;
>
<!-- end of th.attlist -->]]>

<!-- td: Table Data Cell ..... -->

<!ENTITY % td.element "INCLUDE" >
<![%td.element;[
<!ENTITY % td.content
    "( #PCDATA | %Flow.mix; )*"
>
<!ELEMENT %td.qname; %td.content; >
<!-- end of td.element -->]]>

<!ENTITY % td.attlist "INCLUDE" >
<![%td.attlist;[
<!ATTLIST %td.qname;
    %Common.attrib;
    abbr          %Text.datatype;          #IMPLIED

```

```

        axis          CDATA          #IMPLIED
        headers       IDREFS        #IMPLIED
        %scope.attrib;
        rowspan       %Number.datatype;  '1'
        colspan       %Number.datatype;  '1'
        %CellHAlign.attrib;
        %CellVAlign.attrib;
    >
<!-- end of td.attlist -->]]>

<!-- end of xhtml-table-1.mod -->

```

## F.3.6. Image

You can download this file from <http://www.w3.org/MarkUp/DTD/xhtml-image-1.mod>.

```

<!-- ..... -->
<!-- XHTML Images Module ..... -->
<!-- file: xhtml-image-1.mod

This is XHTML, a reformulation of HTML as a modular XML application.
Copyright 1998-2005 W3C (MIT, ERCIM, Keio), All Rights Reserved.
Revision: $Id: xhtml-image-1.mod,v 4.0 2001/04/02 22:42:49 altheim Exp $ SMI

This DTD module is identified by the PUBLIC and SYSTEM identifiers:

PUBLIC "-//W3C//ELEMENTS XHTML Images 1.0//EN"
SYSTEM "http://www.w3.org/MarkUp/DTD/xhtml-image-1.mod"

Revisions:
(none)
..... -->

<!-- Images

    img

This module provides markup to support basic image embedding.
-->

<!-- To avoid problems with text-only UAs as well as to make
image content understandable and navigable to users of
non-visual UAs, you need to provide a description with
the 'alt' attribute, and avoid server-side image maps.
-->

<!ENTITY % img.element "INCLUDE" >
<![%img.element;[
<!ENTITY % img.content "EMPTY" >
<!ENTITY % img.qname "img" >
<!ELEMENT %img.qname; %img.content; >
<!-- end of img.element -->]]>

<!ENTITY % img.attlist "INCLUDE" >
<![%img.attlist;[
<!ATTLIST %img.qname;

```

```

    %Common.attrib;
    src          %URI.datatype;          #REQUIRED
    alt          %Text.datatype;         #REQUIRED
    longdesc     %URI.datatype;         #IMPLIED
    height       %Length.datatype;      #IMPLIED
    width        %Length.datatype;      #IMPLIED
  >
<!-- end of img.attlist -->]]>

<!-- end of xhtml-image-1.mod -->

```

## F.3.7. Client-side Image Map

You can download this file from <http://www.w3.org/MarkUp/DTD/xhtml-csismap-1.mod>.

```

<!-- ..... -->
<!-- XHTML Client-side Image Map Module ..... -->
<!-- file: xhtml-csismap-1.mod

This is XHTML, a reformulation of HTML as a modular XML application.
Copyright 1998-2005 W3C (MIT, ERCIM, Keio), All Rights Reserved.
Revision: $Id: xhtml-csismap-1.mod,v 4.0 2001/04/02 22:42:49 altheim Exp $ SMI

This DTD module is identified by the PUBLIC and SYSTEM identifiers:

    PUBLIC "-//W3C//ELEMENTS XHTML Client-side Image Maps 1.0//EN"
    SYSTEM "http://www.w3.org/MarkUp/DTD/xhtml-csismap-1.mod"

Revisions:
(none)
..... -->

<!-- Client-side Image Maps

    area, map

This module declares elements and attributes to support client-side
image maps. This requires that the Image Module (or a module
declaring the img element type) be included in the DTD.

These can be placed in the same document or grouped in a
separate document, although the latter isn't widely supported
-->

<!ENTITY % area.element "INCLUDE" >
<![%area.element;[
<!ENTITY % area.content "EMPTY" >
<!ENTITY % area.qname "area" >
<!ELEMENT %area.qname; %area.content; >
<!-- end of area.element -->]]>

<!ENTITY % Shape.datatype "( rect | circle | poly | default )">
<!ENTITY % Coords.datatype "CDATA" >

<!ENTITY % area.attlist "INCLUDE" >
<![%area.attlist;[

```

```

<!ATTLIST %area.qname;
    %Common.attrib;
    href          %URI.datatype;          #IMPLIED
    shape         %Shape.datatype;       'rect'
    coords        %Coords.datatype;      #IMPLIED
    nohref        ( nohref )             #IMPLIED
    alt           %Text.datatype;        #REQUIRED
    tabindex      %Number.datatype;      #IMPLIED
    accesskey     %Character.datatype;    #IMPLIED
>
<!-- end of area.attlist -->]]>

<!-- modify anchor attribute definition list
to allow for client-side image maps
-->
<!ATTLIST %a.qname;
    shape         %Shape.datatype;       'rect'
    coords        %Coords.datatype;      #IMPLIED
>

<!-- modify img attribute definition list
to allow for client-side image maps
-->
<!ATTLIST %img.qname;
    usemap        IDREF                   #IMPLIED
>

<!-- modify form input attribute definition list
to allow for client-side image maps
-->
<!ATTLIST %input.qname;
    usemap        IDREF                   #IMPLIED
>

<!-- modify object attribute definition list
to allow for client-side image maps
-->
<!ATTLIST %object.qname;
    usemap        IDREF                   #IMPLIED
>

<!-- 'usemap' points to the 'id' attribute of a <map> element,
which must be in the same document; support for external
document maps was not widely supported in HTML and is
eliminated in XHTML.

It is considered an error for the element pointed to by
a usemap IDREF to occur in anything but a <map> element.
-->

<!ENTITY % map.element "INCLUDE" >
<![%map.element;[
<!ENTITY % map.content
    "( ( %Block.mix; ) | %area.qname; )+"
>
<!ENTITY % map.qname "map" >
<!ELEMENT %map.qname; %map.content; >

```



```

<!-- end of map.element -->]]>

<!ENTITY % map.attlist "INCLUDE" >
<![%map.attlist;[
<!ATTLIST %map.qname;
    %XHTML.xmlns.attrib;
    id          ID          #REQUIRED
    %class.attrib;
    %title.attrib;
    %Core.extra.attrib;
    %I18n.attrib;
    %Events.attrib;
>
<!-- end of map.attlist -->]]>

<!-- end of xhtml-cssismap-1.mod -->

```

## F.3.8. Server-side Image Map

You can download this file from <http://www.w3.org/MarkUp/DTD/xhtml-ssismap-1.mod>.

```

<!-- ..... -->
<!-- XHTML Server-side Image Map Module ..... -->
<!-- file: xhtml-ssismap-1.mod

This is XHTML, a reformulation of HTML as a modular XML application.
Copyright 1998-2005 W3C (MIT, ERCIM, Keio), All Rights Reserved.
Revision: $Id: xhtml-ssismap-1.mod,v 4.0 2001/04/02 22:42:49 altheim Exp $ SMI

This DTD module is identified by the PUBLIC and SYSTEM identifiers:

PUBLIC "-//W3C//ELEMENTS XHTML Server-side Image Maps 1.0//EN"
SYSTEM "http://www.w3.org/MarkUp/DTD/xhtml-ssismap-1.mod"

Revisions:
#2000-10-22: added declaration for 'ismap' on <input>
..... -->

<!-- Server-side Image Maps

This adds the 'ismap' attribute to the img and input elements
to support server-side processing of a user selection.
-->

<!ATTLIST %img.qname;
    ismap          ( ismap )          #IMPLIED
>

<!ATTLIST %input.qname;
    ismap          ( ismap )          #IMPLIED
>

<!-- end of xhtml-ssismap-1.mod -->

```

## F.3.9. Object

You can download this file from <http://www.w3.org/MarkUp/DTD/xhtml-object-1.mod>.

```

<!-- ..... -->
<!-- XHTML Embedded Object Module ..... -->
<!-- file: xhtml-object-1.mod

This is XHTML, a reformulation of HTML as a modular XML application.
Copyright 1998-2005 W3C (MIT, ERCIM, Keio), All Rights Reserved.
Revision: $Id: xhtml-object-1.mod,v 4.0 2001/04/02 22:42:49 altheim Exp $ SMI

This DTD module is identified by the PUBLIC and SYSTEM identifiers:

PUBLIC "-//W3C//ELEMENTS XHTML Embedded Object 1.0//EN"
SYSTEM "http://www.w3.org/MarkUp/DTD/xhtml-object-1.mod"

Revisions:
(none)
..... -->

<!-- Embedded Objects

    object

This module declares the object element type and its attributes, used
to embed external objects as part of XHTML pages. In the document,
place param elements prior to other content within the object element.

Note that use of this module requires instantiation of the Param
Element Module.
-->

<!-- object: Generic Embedded Object ..... -->

<!ENTITY % object.element "INCLUDE" >
<![%object.element;[
<!ENTITY % object.content
    "( #PCDATA | %Flow.mix; | %param.qname; )*"
>
<!ENTITY % object.qname "object" >
<!ELEMENT %object.qname; %object.content; >
<!-- end of object.element -->]]>

<!ENTITY % object.attlist "INCLUDE" >
<![%object.attlist;[
<!ATTLIST %object.qname;
    %Common.attrib;
    declare ( declare ) #IMPLIED
    classid %URI.datatype; #IMPLIED
    codebase %URI.datatype; #IMPLIED
    data %URI.datatype; #IMPLIED
    type %ContentType.datatype; #IMPLIED
    codetype %ContentType.datatype; #IMPLIED
    archive %URIs.datatype; #IMPLIED
    standby %Text.datatype; #IMPLIED

```

```

        height      %Length.datatype;      #IMPLIED
        width       %Length.datatype;      #IMPLIED
        name        CDATA                   #IMPLIED
        tabindex    %Number.datatype;      #IMPLIED
    >
<!-- end of object.attlist -->]]>

<!-- end of xhtml-object-1.mod -->

```

## F.3.10. Frames

You can download this file from <http://www.w3.org/MarkUp/DTD/xhtml-frames-1.mod>.

```

<!-- ..... -->
<!-- XHTML Frames Module ..... -->
<!-- file: xhtml-frames-1.mod

This is XHTML, a reformulation of HTML as a modular XML application.
Copyright 1998-2005 W3C (MIT, ERCIM, Keio), All Rights Reserved.
Revision: $Id: xhtml-frames-1.mod,v 4.0 2001/04/02 22:42:49 altheim Exp $ SMI

This DTD module is identified by the PUBLIC and SYSTEM identifiers:

PUBLIC "-//W3C//ELEMENTS XHTML Frames 1.0//EN"
SYSTEM "http://www.w3.org/MarkUp/DTD/xhtml-frames-1.mod"

Revisions:
(none)
..... -->

<!-- Frames

        frameset, frame, noframes

This module declares frame-related element types and attributes.
-->

<!ENTITY % frameset.qname "frameset" >
<!ENTITY % frame.qname "frame" >
<!ENTITY % noframes.qname "noframes" >

<!-- comma-separated list of MultiLength -->
<!ENTITY % MultiLengths.datatype "CDATA" >

<!-- The content model for XHTML documents depends on whether
the <head> is followed by a <frameset> or <body> element.
-->

<!ENTITY % frameset.element "INCLUDE" >
<![%frameset.element;[
<!ENTITY % frameset.content
        "( (%frameset.qname; | %frame.qname; )+, %noframes.qname;? )" >
<!ELEMENT %frameset.qname; %frameset.content; >
<!-- end of frameset.element -->]]>

<!ENTITY % frameset.attlist "INCLUDE" >

```

```

<![%frameset.attlist;[
<!ATTLIST %frameset.qname;
    %Core.attrib;
    rows          %MultiLengths.datatype; #IMPLIED
    cols          %MultiLengths.datatype; #IMPLIED
>
<!-- end of frameset.attlist -->]]>
<![%xhtml-events.module;[
<!ATTLIST %frameset.qname;
    onload        %Script.datatype;      #IMPLIED
    onunload      %Script.datatype;      #IMPLIED
>
]]>

<!-- reserved frame names start with "_" otherwise starts with letter -->

<!ENTITY % frame.element "INCLUDE" >
<![%frame.element;[
<!ENTITY % frame.content "EMPTY" >
<!ELEMENT %frame.qname; %frame.content; >
<!-- end of frame.element -->]]>

<!ENTITY % frame.attlist "INCLUDE" >
<![%frame.attlist;[
<!ATTLIST %frame.qname;
    %Core.attrib;
    longdesc      %URI.datatype;         #IMPLIED
    src           %URI.datatype;         #IMPLIED
    frameborder   ( 1 | 0 )             '1'
    marginwidth   %Pixels.datatype;     #IMPLIED
    marginheight  %Pixels.datatype;     #IMPLIED
    noresize      ( noresize )          #IMPLIED
    scrolling      ( yes | no | auto )    'auto'
>
<!-- end of frame.attlist -->]]>

<!-- changes to other declarations ..... -->

<!-- redefine content model for html element,
substituting frameset for body -->
<!ENTITY % html.content
    "( %head.qname;, %frameset.qname; )"
>

<!-- alternate content container for non frame-based rendering -->

<!ENTITY % noframes.element "INCLUDE" >
<![%noframes.element;[
<!ENTITY % noframes.content "( %body.qname; )">
<!ELEMENT %noframes.qname; %noframes.content; >
<!-- end of noframes.element -->]]>

<!ENTITY % noframes.attlist "INCLUDE" >
<![%noframes.attlist;[
<!ATTLIST %noframes.qname;
    %Common.attrib;

```

```
>
<!-- end of noframes.attlist -->]]>

<!-- end of xhtml-frames-1.mod -->
```

## F.3.11. Target

You can download this file from <http://www.w3.org/MarkUp/DTD/xhtml-target-1.mod>.

```
<!-- ..... -->
<!-- XHTML Target Module ..... -->
<!-- file: xhtml-target-1.mod

This is XHTML, a reformulation of HTML as a modular XML application.
Copyright 1998-2005 W3C (MIT, ERCIM, Keio), All Rights Reserved.
Revision: $Id: xhtml-target-1.mod,v 4.0 2001/04/02 22:42:49 altheim Exp $ SMI

This DTD module is identified by the PUBLIC and SYSTEM identifiers:

PUBLIC "-//W3C//ELEMENTS XHTML Target 1.0//EN"
SYSTEM "http://www.w3.org/MarkUp/DTD/xhtml-target-1.mod"

Revisions:
(none)
..... -->

<!-- Target

    target

    This module declares the 'target' attribute used for opening windows
-->

<!-- render in this frame -->
<!ENTITY % FrameTarget.datatype "CDATA" >

<!-- add 'target' attribute to 'a' element -->
<!ATTLIST %a.qname;
    target          %FrameTarget.datatype;    #IMPLIED
>

<!-- add 'target' attribute to 'area' element -->
<!ATTLIST %area.qname;
    target          %FrameTarget.datatype;    #IMPLIED
>

<!-- add 'target' attribute to 'link' element -->
<!ATTLIST %link.qname;
    target          %FrameTarget.datatype;    #IMPLIED
>

<!-- add 'target' attribute to 'form' element -->
<!ATTLIST %form.qname;
    target          %FrameTarget.datatype;    #IMPLIED
>
```

```

<!-- add 'target' attribute to 'base' element -->
<!ATTLIST %base.qname;
    target      %FrameTarget.datatype;    #IMPLIED
>

<!-- end of xhtml-target-1.mod -->

```

## F.3.12. Iframe

You can download this file from <http://www.w3.org/MarkUp/DTD/xhtml-iframe-1.mod>.

```

<!-- ..... -->
<!-- XHTML IFrame Module ..... -->
<!-- file: xhtml-iframe-1.mod

This is XHTML, a reformulation of HTML as a modular XML application.
Copyright 1998-2005 W3C (MIT, ERCIM, Keio), All Rights Reserved.
Revision: $Id: xhtml-iframe-1.mod,v 4.0 2001/04/02 22:42:49 altheim Exp $ SMI

This DTD module is identified by the PUBLIC and SYSTEM identifiers:

PUBLIC "-//W3C//ELEMENTS XHTML Inline Frame Element 1.0//EN"
SYSTEM "http://www.w3.org/MarkUp/DTD/xhtml-iframe-1.mod"

Revisions:
#2000-10-22: added #PCDATA to <iframe> content model as per HTML 4
..... -->

<!-- Inline Frames

    iframe

This module declares the iframe element type and its attributes,
used to create an inline frame within a document.
-->

<!-- Inline Frames ..... -->

<!ENTITY % iframe.content "( #PCDATA | %Flow.mix; )*" >
<!ENTITY % iframe.qname "iframe" >
<!ELEMENT %iframe.qname; %iframe.content; >
<!ATTLIST %iframe.qname;
    %Core.attrib;
    longdesc      %URI.datatype;          #IMPLIED
    src           %URI.datatype;          #IMPLIED
    frameborder   ( 1 | 0 )              '1'
    marginwidth   %Pixels.datatype;       #IMPLIED
    marginheight  %Pixels.datatype;       #IMPLIED
    scrolling      ( yes | no | auto )     'auto'
    height        %Length.datatype;       #IMPLIED
    width         %Length.datatype;       #IMPLIED
>

<!-- end of xhtml-iframe-1.mod -->

```

## F.3.13. Intrinsic Events

You can download this file from <http://www.w3.org/MarkUp/DTD/xhtml-events-1.mod>.

```

<!-- ..... -->
<!-- XHTML Intrinsic Events Module ..... -->
<!-- file: xhtml-events-1.mod

This is XHTML, a reformulation of HTML as a modular XML application.
Copyright 1998-2005 W3C (MIT, ERCIM, Keio), All Rights Reserved.
Revision: $Id: xhtml-events-1.mod,v 4.1 2001/04/10 09:42:30 altheim Exp $ SMI

This DTD module is identified by the PUBLIC and SYSTEM identifiers:

PUBLIC "-//W3C//ENTITIES XHTML Intrinsic Events 1.0//EN"
SYSTEM "http://www.w3.org/MarkUp/DTD/xhtml-events-1.mod"

Revisions:
(none)
..... -->

<!-- Intrinsic Event Attributes

These are the event attributes defined in HTML 4,
Section 18.2.3 "Intrinsic Events". This module must be
instantiated prior to the Attributes Module but after
the Datatype Module in the Modular Framework module.

"Note: Authors of HTML documents are advised that changes
are likely to occur in the realm of intrinsic events
(e.g., how scripts are bound to events). Research in
this realm is carried on by members of the W3C Document
Object Model Working Group (see the W3C Web site at
http://www.w3.org/ for more information)."
```

```
-->
```

```

<!-- NOTE: Because the ATTLIST declarations in this module occur
before their respective ELEMENT declarations in other
modules, there may be a dependency on this module that
should be considered if any of the parameter entities used
for element type names (eg., %a.qname;) are redeclared.
-->
```

```

<!ENTITY % Events.attrib
"onclick      %Script.datatype;      #IMPLIED
ondblclick    %Script.datatype;      #IMPLIED
onmousedown   %Script.datatype;      #IMPLIED
onmouseup     %Script.datatype;      #IMPLIED
onmouseover   %Script.datatype;      #IMPLIED
onmousemove   %Script.datatype;      #IMPLIED
onmouseout    %Script.datatype;      #IMPLIED
onkeypress    %Script.datatype;      #IMPLIED
onkeydown     %Script.datatype;      #IMPLIED
onkeyup       %Script.datatype;      #IMPLIED"
>
```

```
<![%XHTML.global.attrs.prefixes;[
```

```

<!ENTITY % XHTML.global.events.attrib
    "%XHTML.prefix;:onclick      %Script.datatype;      #IMPLIED
    %XHTML.prefix;:ondblclick   %Script.datatype;      #IMPLIED
    %XHTML.prefix;:onmousedown %Script.datatype;      #IMPLIED
    %XHTML.prefix;:onmouseup    %Script.datatype;      #IMPLIED
    %XHTML.prefix;:onmouseover  %Script.datatype;      #IMPLIED
    %XHTML.prefix;:onmousemove  %Script.datatype;      #IMPLIED
    %XHTML.prefix;:onmouseout   %Script.datatype;      #IMPLIED
    %XHTML.prefix;:onkeypress    %Script.datatype;      #IMPLIED
    %XHTML.prefix;:onkeydown     %Script.datatype;      #IMPLIED
    %XHTML.prefix;:onkeyup       %Script.datatype;      #IMPLIED"
>
]]>

<!-- additional attributes on anchor element
-->
<!ATTLIST %a.qname;
    onfocus      %Script.datatype;      #IMPLIED
    onblur        %Script.datatype;      #IMPLIED
>

<!-- additional attributes on form element
-->
<!ATTLIST %form.qname;
    onsubmit      %Script.datatype;      #IMPLIED
    onreset       %Script.datatype;      #IMPLIED
>

<!-- additional attributes on label element
-->
<!ATTLIST %label.qname;
    onfocus      %Script.datatype;      #IMPLIED
    onblur        %Script.datatype;      #IMPLIED
>

<!-- additional attributes on input element
-->
<!ATTLIST %input.qname;
    onfocus      %Script.datatype;      #IMPLIED
    onblur        %Script.datatype;      #IMPLIED
    onselect      %Script.datatype;      #IMPLIED
    onchange      %Script.datatype;      #IMPLIED
>

<!-- additional attributes on select element
-->
<!ATTLIST %select.qname;
    onfocus      %Script.datatype;      #IMPLIED
    onblur        %Script.datatype;      #IMPLIED
    onchange      %Script.datatype;      #IMPLIED
>

<!-- additional attributes on textarea element
-->
<!ATTLIST %textarea.qname;
    onfocus      %Script.datatype;      #IMPLIED
    onblur        %Script.datatype;      #IMPLIED

```



```

        onselect      %Script.datatype;      #IMPLIED
        onchange     %Script.datatype;      #IMPLIED
    >

    <!-- additional attributes on button element
    -->
    <!ATTLIST %button.qname;
        onfocus     %Script.datatype;      #IMPLIED
        onblur      %Script.datatype;      #IMPLIED
    >

    <!-- additional attributes on body element
    -->
    <!ATTLIST %body.qname;
        onload      %Script.datatype;      #IMPLIED
        onunload    %Script.datatype;      #IMPLIED
    >

    <!-- additional attributes on area element
    -->
    <!ATTLIST %area.qname;
        onfocus    %Script.datatype;      #IMPLIED
        onblur      %Script.datatype;      #IMPLIED
    >

    <!-- end of xhtml-events-1.mod -->

```

## F.3.14. Metainformation

You can download this file from <http://www.w3.org/MarkUp/DTD/xhtml-meta-1.mod>.

```

<!-- ..... -->
<!-- XHTML Document Metainformation Module ..... -->
<!-- file: xhtml-meta-1.mod

This is XHTML, a reformulation of HTML as a modular XML application.
Copyright 1998-2005 W3C (MIT, ERCIM, Keio), All Rights Reserved.
Revision: $Id: xhtml-meta-1.mod,v 4.0 2001/04/02 22:42:49 altheim Exp $ SMI

This DTD module is identified by the PUBLIC and SYSTEM identifiers:

    PUBLIC "-//W3C//ELEMENTS XHTML Metainformation 1.0//EN"
    SYSTEM "http://www.w3.org/MarkUp/DTD/xhtml-meta-1.mod"

Revisions:
(none)
..... -->

<!-- Meta Information

    meta

This module declares the meta element type and its attributes,
used to provide declarative document metainformation.
-->

```

```

<!-- meta: Generic Metainformation ..... -->

<!ENTITY % meta.element "INCLUDE" >
<![%meta.element;[
<!ENTITY % meta.content "EMPTY" >
<!ENTITY % meta.qname "meta" >
<!ELEMENT %meta.qname; %meta.content; >
<!-- end of meta.element -->]]>

<!ENTITY % meta.attlist "INCLUDE" >
<![%meta.attlist;[
<!ATTLIST %meta.qname;
    %XHTML.xmlns.attrib;
    %I18n.attrib;
    http-equiv    NMTOKEN          #IMPLIED
    name          NMTOKEN          #IMPLIED
    content       CDATA            #REQUIRED
    scheme        CDATA            #IMPLIED
>
<!-- end of meta.attlist -->]]>

<!-- end of xhtml-meta-1.mod -->

```

## F.3.15. Scripting

You can download this file from <http://www.w3.org/MarkUp/DTD/xhtml-script-1.mod>.

```

<!-- ..... -->
<!-- XHTML Document Scripting Module ..... -->
<!-- file: xhtml-script-1.mod

This is XHTML, a reformulation of HTML as a modular XML application.
Copyright 1998-2005 W3C (MIT, ERCIM, Keio), All Rights Reserved.
Revision: $Id: xhtml-script-1.mod,v 4.0 2001/04/02 22:42:49 altheim Exp $ SMI

This DTD module is identified by the PUBLIC and SYSTEM identifiers:

PUBLIC "-//W3C//ELEMENTS XHTML Scripting 1.0//EN"
SYSTEM "http://www.w3.org/MarkUp/DTD/xhtml-script-1.mod"

Revisions:
(none)
..... -->

<!-- Scripting

    script, noscript

This module declares element types and attributes used to provide
support for executable scripts as well as an alternate content
container where scripts are not supported.
-->

<!-- script: Scripting Statement ..... -->

<!ENTITY % script.element "INCLUDE" >

```

```

<![%script.element;[
<!ENTITY % script.content "( #PCDATA )" >
<!ENTITY % script.qname "script" >
<!ELEMENT %script.qname; %script.content; >
<!-- end of script.element -->]]>

<!ENTITY % script.attlist "INCLUDE" >
<![%script.attlist;[
<!ATTLIST %script.qname;
    %XHTML.xmlns.attrib;
    %id.attrib;
    xml:space ( preserve )          #FIXED 'preserve'
    charset %Charset.datatype;     #IMPLIED
    type %ContentType.datatype;    #REQUIRED
    src %URI.datatype;             #IMPLIED
    defer ( defer )                #IMPLIED
>
<!-- end of script.attlist -->]]>

<!-- noscript: No-Script Alternate Content ..... -->

<!ENTITY % noscript.element "INCLUDE" >
<![%noscript.element;[
<!ENTITY % noscript.content
    "( %Block.mix; )+"
>
<!ENTITY % noscript.qname "noscript" >
<!ELEMENT %noscript.qname; %noscript.content; >
<!-- end of noscript.element -->]]>

<!ENTITY % noscript.attlist "INCLUDE" >
<![%noscript.attlist;[
<!ATTLIST %noscript.qname;
    %Common.attrib;
>
<!-- end of noscript.attlist -->]]>

<!-- end of xhtml-script-1.mod -->

```

## F.3.16. Style Sheet

You can download this file from <http://www.w3.org/MarkUp/DTD/xhtml-style-1.mod>.

```

<!-- ..... -->
<!-- XHTML Document Style Sheet Module ..... -->
<!-- file: xhtml-style-1.mod

```

This is XHTML, a reformulation of HTML as a modular XML application.  
 Copyright 1998-2005 W3C (MIT, ERCIM, Keio), All Rights Reserved.  
 Revision: \$Id: xhtml-style-1.mod,v 4.1 2001/04/05 06:57:40 altheim Exp \$ SMI

This DTD module is identified by the PUBLIC and SYSTEM identifiers:

```

PUBLIC "-//W3C//DTD XHTML Style Sheets 1.0//EN"
SYSTEM "http://www.w3.org/MarkUp/DTD/xhtml-style-1.mod"

```

```

Revisions:
(none)
..... -->

<!-- Style Sheets

    style

    This module declares the style element type and its attributes,
    used to embed style sheet information in the document head element.
-->

<!-- style: Style Sheet Information ..... -->

<!ENTITY % style.element "INCLUDE" >
<![%style.element;[
<!ENTITY % style.content "( #PCDATA )" >
<!ENTITY % style.qname "style" >
<!ELEMENT %style.qname; %style.content; >
<!-- end of style.element -->]]>

<!ENTITY % style.attlist "INCLUDE" >
<![%style.attlist;[
<!ATTLIST %style.qname;
    %XHTML.xmlns.attrib;
    %id.attrib;
    %title.attrib;
    %I18n.attrib;
    xml:space      ( preserve )          #FIXED 'preserve'
    type           %ContentType.datatype; #REQUIRED
    media          %MediaDesc.datatype;  #IMPLIED
>
<!-- end of style.attlist -->]]>

<!-- end of xhtml-style-1.mod -->

```

## F.3.17. Style Attribute

You can download this file from <http://www.w3.org/MarkUp/DTD/xhtml-inlstyle-1.mod>.

```

<!-- ..... -->
<!-- XHTML Inline Style Module ..... -->
<!-- file: xhtml-inlstyle-1.mod

    This is XHTML, a reformulation of HTML as a modular XML application.
    Copyright 1998-2005 W3C (MIT, ERCIM, Keio), All Rights Reserved.
    Revision: $Id: xhtml-inlstyle-1.mod,v 4.0 2001/04/02 22:42:49 altheim Exp $

    This DTD module is identified by the PUBLIC and SYSTEM identifiers:

        PUBLIC "-//W3C//ENTITIES XHTML Inline Style 1.0//EN"
        SYSTEM "http://www.w3.org/MarkUp/DTD/xhtml-inlstyle-1.mod"

    Revisions:
    (none)
    ..... -->

```

```

<!-- Inline Style

    This module declares the 'style' attribute, used to support inline
    style markup. This module must be instantiated prior to the XHTML
    Common Attributes module in order to be included in %Core.attrib;.
-->

<!ENTITY % style.attrib
    "style          CDATA          #IMPLIED"
>

<!ENTITY % Core.extra.attrib
    "%style.attrib;"
>

<!-- end of xhtml-inlstyle-1.mod -->

```

## F.3.18. Link

You can download this file from <http://www.w3.org/MarkUp/DTD/xhtml-link-1.mod>.

```

<!-- ..... -->
<!-- XHTML Link Element Module ..... -->
<!-- file: xhtml-link-1.mod

    This is XHTML, a reformulation of HTML as a modular XML application.
    Copyright 1998-2005 W3C (MIT, ERCIM, Keio), All Rights Reserved.
    Revision: $Id: xhtml-link-1.mod,v 4.1 2001/04/05 06:57:40 altheim Exp $ SMI

    This DTD module is identified by the PUBLIC and SYSTEM identifiers:

        PUBLIC "-//W3C//ELEMENTS XHTML Link Element 1.0//EN"
        SYSTEM "http://www.w3.org/MarkUp/DTD/xhtml-link-1.mod"

    Revisions:
    (none)
    ..... -->

<!-- Link element

    link

    This module declares the link element type and its attributes,
    which could (in principle) be used to define document-level links
    to external resources such as:

    a) for document specific toolbars/menus, e.g. start, contents,
       previous, next, index, help
    b) to link to a separate style sheet (rel="stylesheet")
    c) to make a link to a script (rel="script")
    d) by style sheets to control how collections of html nodes are
       rendered into printed documents
    e) to make a link to a printable version of this document
       e.g. a postscript or pdf version (rel="alternate" media="print")

```

```

-->

<!-- link: Media-Independent Link ..... -->

<!ENTITY % link.element "INCLUDE" >
<![%link.element;[
<!ENTITY % link.content "EMPTY" >
<!ENTITY % link.qname "link" >
<!ELEMENT %link.qname; %link.content; >
<!-- end of link.element -->]]>

<!ENTITY % link.attlist "INCLUDE" >
<![%link.attlist;[
<!ATTLIST %link.qname;
    %Common.attrib;
    charset      %Charset.datatype;      #IMPLIED
    href         %URI.datatype;          #IMPLIED
    hreflang     %LanguageCode.datatype;  #IMPLIED
    type        %ContentType.datatype;   #IMPLIED
    rel          %LinkTypes.datatype;    #IMPLIED
    rev         %LinkTypes.datatype;    #IMPLIED
    media       %MediaDesc.datatype;    #IMPLIED
>
<!-- end of link.attlist -->]]>

<!-- end of xhtml-link-1.mod -->

```

## F.3.19. Base

You can download this file from <http://www.w3.org/MarkUp/DTD/xhtml-base-1.mod>.

```

<!-- ..... -->
<!-- XHTML Base Element Module ..... -->
<!-- file: xhtml-base-1.mod

This is XHTML, a reformulation of HTML as a modular XML application.
Copyright 1998-2005 W3C (MIT, ERCIM, Keio), All Rights Reserved.
Revision: $Id: xhtml-base-1.mod,v 4.0 2001/04/02 22:42:49 altheim Exp $ SMI

This DTD module is identified by the PUBLIC and SYSTEM identifiers:

PUBLIC "-//W3C//ELEMENTS XHTML Base Element 1.0//EN"
SYSTEM "http://www.w3.org/MarkUp/DTD/xhtml-base-1.mod"

Revisions:
(none)
..... -->

<!-- Base element

    base

This module declares the base element type and its attributes,
used to define a base URI against which relative URIs in the
document will be resolved.

```

Note that this module also redeclares the content model for the head element to include the base element.

```
-->

<!-- base: Document Base URI ..... -->

<!ENTITY % base.element "INCLUDE" >
<![%base.element;[
<!ENTITY % base.content "EMPTY" >
<!ENTITY % base.qname "base" >
<!ELEMENT %base.qname; %base.content; >
<!-- end of base.element -->]]>

<!ENTITY % base.attlist "INCLUDE" >
<![%base.attlist;[
<!ATTLIST %base.qname;
    %XHTML.xmlns.attrib;
    href          %URI.datatype;          #REQUIRED
>
<!-- end of base.attlist -->]]>

<!ENTITY % head.content
    "( %HeadOpts.mix;
    ( ( %title.qname; %HeadOpts.mix; ( %base.qname; %HeadOpts.mix; )? )
    | ( %base.qname; %HeadOpts.mix; ( %title.qname; %HeadOpts.mix; )))"
>

<!-- end of xhtml-base-1.mod -->
```

## F.3.20. Name Identification

You can download this file from <http://www.w3.org/MarkUp/DTD/xhtml-nameident-1.mod>.

```
<!-- ..... -->
<!-- XHTML Name Identifier Module ..... -->
<!-- file: xhtml-nameident-1.mod

This is XHTML, a reformulation of HTML as a modular XML application.
Copyright 1998-2005 W3C (MIT, ERCIM, Keio), All Rights Reserved.
Revision: $Id: xhtml-nameident-1.mod,v 4.0 2001/04/02 22:42:49 altheim Exp $

This DTD module is identified by the PUBLIC and SYSTEM identifiers:

PUBLIC "-//W3C//ELEMENTS XHTML Name Identifier 1.0//EN"
SYSTEM "http://www.w3.org/MarkUp/DTD/xhtml-nameident-1.mod"

Revisions:
(none)
..... -->

<!-- Name Identifier

    'name' attribute on form, img, a, map, applet, frame, iframe

This module declares the 'name' attribute on element types when
it is used as a node identifier for legacy linking and scripting
```

support. This does not include those instances when 'name' is used as a container for form control, property or metainformation names.

This module should be instantiated following all modules it modifies.

-->

```

<!ENTITY % form.attlist "IGNORE" >
<![%form.attlist;[
<!ATTLIST %form.qname;
      name          CDATA          #IMPLIED
>
<!-- end of form.attlist -->]]>

<!ENTITY % img.attlist "IGNORE" >
<![%img.attlist;[
<!ATTLIST %img.qname;
      name          CDATA          #IMPLIED
>
<!-- end of img.attlist -->]]>

<!ENTITY % a.attlist "IGNORE" >
<![%a.attlist;[
<!ATTLIST %a.qname;
      name          CDATA          #IMPLIED
>
<!-- end of a.attlist -->]]>

<!ENTITY % map.attlist "IGNORE" >
<![%map.attlist;[
<!ATTLIST %map.qname;
      name          CDATA          #IMPLIED
>
<!-- end of map.attlist -->]]>

<!ENTITY % applet.attlist "IGNORE" >
<![%applet.attlist;[
<!ATTLIST %applet.qname;
      name          CDATA          #IMPLIED
>
<!-- end of applet.attlist -->]]>

<!ENTITY % frame.attlist "IGNORE" >
<![%frame.attlist;[
<!ATTLIST %frame.qname;
      name          CDATA          #IMPLIED
>
<!-- end of frame.attlist -->]]>

<!ENTITY % iframe.attlist "IGNORE" >
<![%iframe.attlist;[
<!ATTLIST %iframe.qname;
      name          CDATA          #IMPLIED
>
<!-- end of iframe.attlist -->]]>

<!-- end of xhtml-nameident.mod -->

```



## F.3.21. Legacy

You can download this file from <http://www.w3.org/MarkUp/DTD/xhtml-legacy-1.mod>.

```

<!-- ..... -->
<!-- XHTML Legacy Markup Module ..... -->
<!-- file: xhtml-legacy-1.mod

This is an extension of XHTML, a reformulation of HTML as a modular XML application.
Copyright 1998-2005 W3C (MIT, ERCIM, Keio), All Rights Reserved.
Revision: $Id: xhtml-legacy-1.mod,v 4.1 2001/04/10 09:42:30 altheim Exp $ SMI

This DTD module is identified by the PUBLIC and SYSTEM identifiers:

PUBLIC "-//W3C//ELEMENTS XHTML Legacy Markup 1.0//EN"
SYSTEM "http://www.w3.org/MarkUp/DTD/xhtml-legacy-1.mod"

Revisions:
(none)
..... -->

<!-- HTML Legacy Markup

font, basefont, center, s, strike, u, dir, menu, isindex

        (plus additional datatypes and attributes)

This optional module declares additional markup for simple
presentation-related markup based on features found in the
HTML 4 Transitional and Frameset DTDs. This relies on
inclusion of the Legacy Redeclarations module. This module
also declares the frames, inline frames and object modules.

This is to allow XHTML 1.1 documents to be transformed for
display on HTML browsers where CSS support is inconsistent
or unavailable.
-->
<!-- Constructing a Legacy DTD

To construct a DTD driver obtaining a close approximation
of the HTML 4 Transitional and Frameset DTDs, declare the
Legacy Redeclarations module as the pre-framework redeclaration
parameter entity (%xhtml-prefw-redecl.mod;) and INCLUDE its
conditional section:

...
<!ENTITY % xhtml-prefw-redecl.module "INCLUDE" >
<![%xhtml-prefw-redecl.module;[
<!ENTITY % xhtml-prefw-redecl.mod
PUBLIC "-//W3C//ELEMENTS XHTML Legacy Redeclarations 1.0//EN"
"xhtml-legacy-redecl-1.mod" >
%xhtml-prefw-redecl.mod;]]>

Such a DTD should be named with a variant FPI and redeclare
the value of the %XHTML.version; parameter entity to that FPI:

"-//Your Name Here//DTD XHTML Legacy 1.1//EN"

IMPORTANT: see also the notes included in the Legacy Redeclarations

```

```

    Module for information on how to construct a DTD using this module.
-->

<!-- Additional Element Types ..... -->

<!-- font: Local Font Modifier ..... -->

<!ENTITY % font.element "INCLUDE" >
<![%font.element;[
<!ENTITY % font.content
    "( #PCDATA | %Inline.mix; )*"
>
<!ENTITY % font.qname "font" >
<!ELEMENT %font.qname; %font.content; >
<!-- end of font.element -->]]>

<!ENTITY % font.attlist "INCLUDE" >
<![%font.attlist;[
<!ATTLIST %font.qname;
    %Core.attrib;
    %I18n.attrib;
    size          CDATA          #IMPLIED
    color         %Color.datatype; #IMPLIED
    face          CDATA          #IMPLIED
>
<!-- end of font.attlist -->]]>

<!-- basefont: Base Font Size ..... -->

<!ENTITY % basefont.element "INCLUDE" >
<![%basefont.element;[
<!ENTITY % basefont.content "EMPTY" >
<!ENTITY % basefont.qname "basefont" >
<!ELEMENT %basefont.qname; %basefont.content; >
<!-- end of basefont.element -->]]>

<!ENTITY % basefont.attlist "INCLUDE" >
<![%basefont.attlist;[
<!ATTLIST %basefont.qname;
    %id.attrib;
    size          CDATA          #REQUIRED
    color         %Color.datatype; #IMPLIED
    face          CDATA          #IMPLIED
>
<!-- end of basefont.attlist -->]]>

<!-- center: Center Alignment ..... -->

<!ENTITY % center.element "INCLUDE" >
<![%center.element;[
<!ENTITY % center.content
    "( #PCDATA | %Flow.mix; )*"
>
<!ENTITY % center.qname "center" >
<!ELEMENT %center.qname; %center.content; >
<!-- end of center.element -->]]>

<!ENTITY % center.attlist "INCLUDE" >
<![%center.attlist;[
<!ATTLIST %center.qname;

```

```

        %Common.attrib;
    >
    <!-- end of center.attlist -->]]>

    <!-- s: Strike-Thru Text Style ..... -->

    <!ENTITY % s.element "INCLUDE" >
    <![%s.element;[
    <!ENTITY % s.content
        "( #PCDATA | %Inline.mix; )*"
    >
    <!ENTITY % s.qname "s" >
    <!ELEMENT %s.qname; %s.content; >
    <!-- end of s.element -->]]>

    <!ENTITY % s.attlist "INCLUDE" >
    <![%s.attlist;[
    <!ATTLIST %s.qname;
        %Common.attrib;
    >
    <!-- end of s.attlist -->]]>

    <!-- strike: Strike-Thru Text Style .....-->

    <!ENTITY % strike.element "INCLUDE" >
    <![%strike.element;[
    <!ENTITY % strike.content
        "( #PCDATA | %Inline.mix; )*"
    >
    <!ENTITY % strike.qname "strike" >
    <!ELEMENT %strike.qname; %strike.content; >
    <!-- end of strike.element -->]]>

    <!ENTITY % strike.attlist "INCLUDE" >
    <![%strike.attlist;[
    <!ATTLIST %strike.qname;
        %Common.attrib;
    >
    <!-- end of strike.attlist -->]]>

    <!-- u: Underline Text Style .....-->

    <!ENTITY % u.element "INCLUDE" >
    <![%u.element;[
    <!ENTITY % u.content
        "( #PCDATA | %Inline.mix; )*"
    >
    <!ENTITY % u.qname "u" >
    <!ELEMENT %u.qname; %u.content; >
    <!-- end of u.element -->]]>

    <!ENTITY % u.attlist "INCLUDE" >
    <![%u.attlist;[
    <!ATTLIST %u.qname;
        %Common.attrib;
    >
    <!-- end of u.attlist -->]]>

    <!-- dir: Directory List ..... -->

    <!-- NOTE: the content model for <dir> in HTML 4 excluded %Block.mix;

```

```

-->
<!ENTITY % dir.element "INCLUDE" >
<![%dir.element;[
<!ENTITY % dir.content
      "( %li.qname; )+"
>
<!ENTITY % dir.qname "dir" >
<!ELEMENT %dir.qname; %dir.content; >
<!-- end of dir.element -->]]>

<!ENTITY % dir.attlist "INCLUDE" >
<![%dir.attlist;[
<!ATTLIST %dir.qname;
      %Common.attrib;
      compact      ( compact )          #IMPLIED
>
<!-- end of dir.attlist -->]]>

<!-- menu: Menu List ..... -->

<!-- NOTE: the content model for <menu> in HTML 4 excluded %Block.mix;
-->
<!ENTITY % menu.element "INCLUDE" >
<![%menu.element;[
<!ENTITY % menu.content
      "( %li.qname; )+"
>
<!ENTITY % menu.qname "menu" >
<!ELEMENT %menu.qname; %menu.content; >
<!-- end of menu.element -->]]>

<!ENTITY % menu.attlist "INCLUDE" >
<![%menu.attlist;[
<!ATTLIST %menu.qname;
      %Common.attrib;
      compact      ( compact )          #IMPLIED
>
<!-- end of menu.attlist -->]]>

<!-- isindex: Single-Line Prompt ..... -->

<!ENTITY % isindex.element "INCLUDE" >
<![%isindex.element;[
<!ENTITY % isindex.content "EMPTY" >
<!ENTITY % isindex.qname "isindex" >
<!ELEMENT %isindex.qname; %isindex.content; >
<!-- end of isindex.element -->]]>

<!ENTITY % isindex.attlist "INCLUDE" >
<![%isindex.attlist;[
<!ATTLIST %isindex.qname;
      %Core.attrib;
      %I18n.attrib;
      prompt      %Text.datatype;      #IMPLIED
>
<!-- end of isindex.attlist -->]]>

<!-- Additional Attributes ..... -->

<!-- Alignment attribute for Transitional use in HTML browsers

```

```

        (this functionality is generally well-supported in CSS,
        except within some contexts)
-->
<!ENTITY % align.attrib
    "align      ( left | center | right | justify ) #IMPLIED"
>

<!ATTLIST %applet.qname;
    align      ( top | middle | bottom | left | right ) #IMPLIED
    hspace     %Pixels.datatype;          #IMPLIED
    vspace     %Pixels.datatype;          #IMPLIED
>

<!ATTLIST %body.qname;
    background %URI.datatype;             #IMPLIED
    bgcolor    %Color.datatype;           #IMPLIED
    text       %Color.datatype;           #IMPLIED
    link       %Color.datatype;           #IMPLIED
    vlink      %Color.datatype;           #IMPLIED
    alink      %Color.datatype;           #IMPLIED
>

<!ATTLIST %br.qname;
    clear      ( left | all | right | none ) 'none'
>

<!ATTLIST %caption.qname;
    align      ( top | bottom | left | right ) #IMPLIED
>

<!ATTLIST %div.qname;
    %align.attrib;
>

<!ATTLIST %h1.qname;
    %align.attrib;
>

<!ATTLIST %h2.qname;
    %align.attrib;
>

<!ATTLIST %h3.qname;
    %align.attrib;
>

<!ATTLIST %h4.qname;
    %align.attrib;
>

<!ATTLIST %h5.qname;
    %align.attrib;
>

<!ATTLIST %h6.qname;
    %align.attrib;
>

<!ATTLIST %hr.qname;
    align      ( left | center | right ) #IMPLIED
    noshade    ( noshade )                #IMPLIED

```

```

        size          %Pixels.datatype;          #IMPLIED
        width         %Length.datatype;         #IMPLIED
    >

<!ATTLIST %img.qname;
    align      ( top | middle | bottom | left | right ) #IMPLIED
    border     %Pixels.datatype;                 #IMPLIED
    hspace     %Pixels.datatype;                 #IMPLIED
    vspace     %Pixels.datatype;                 #IMPLIED
>

<!ATTLIST %input.qname;
    align      ( top | middle | bottom | left | right ) #IMPLIED
>

<!ATTLIST %legend.qname;
    align      ( top | bottom | left | right ) #IMPLIED
>

<!ATTLIST %li.qname;
    type       CDATA                             #IMPLIED
    value      %Number.datatype;                 #IMPLIED
>

<!ATTLIST %object.qname;
    align      ( top | middle | bottom | left | right ) #IMPLIED
    border     %Pixels.datatype;                 #IMPLIED
    hspace     %Pixels.datatype;                 #IMPLIED
    vspace     %Pixels.datatype;                 #IMPLIED
>

<!ATTLIST %dl.qname;
    compact    ( compact )                       #IMPLIED
>

<!ATTLIST %ol.qname;
    type       CDATA                             #IMPLIED
    compact    ( compact )                       #IMPLIED
    start      %Number.datatype;                 #IMPLIED
>

<!ATTLIST %p.qname;
    %align.attrib;
>

<!ATTLIST %pre.qname;
    width      %Length.datatype;                 #IMPLIED
>

<!ATTLIST %script.qname;
    language   %ContentType.datatype;           #IMPLIED
>

<!ATTLIST %table.qname;
    align      ( left | center | right ) #IMPLIED
    bgcolor    %Color.datatype;                 #IMPLIED
>

<!ATTLIST %tr.qname;
    bgcolor    %Color.datatype;                 #IMPLIED
>

```

```

<!ATTLIST %th.qname;
    nowrap      ( nowrap )           #IMPLIED
    bgcolor     %Color.datatype;     #IMPLIED
    width       %Length.datatype;    #IMPLIED
    height      %Length.datatype;    #IMPLIED
>

<!ATTLIST %td.qname;
    nowrap      ( nowrap )           #IMPLIED
    bgcolor     %Color.datatype;     #IMPLIED
    width       %Length.datatype;    #IMPLIED
    height      %Length.datatype;    #IMPLIED
>

<!ATTLIST %ul.qname;
    type        CDATA                 #IMPLIED
    compact     ( compact )          #IMPLIED
>

<!-- Frames Module ..... -->
<!ENTITY % xhtml-frames.module "IGNORE" >
<![%xhtml-frames.module;[
<!ENTITY % xhtml-frames.mod
    PUBLIC "-//W3C//ELEMENTS XHTML Frames 1.0//EN"
        "xhtml-frames-1.mod" >
%xhtml-frames.mod;]]>

<!-- Inline Frames Module ..... -->
<!ENTITY % xhtml-iframe.module "INCLUDE" >
<![%xhtml-iframe.module;[
<!ATTLIST %iframe.qname;
    align       ( top | middle | bottom | left | right ) #IMPLIED
>
<!ENTITY % xhtml-iframe.mod
    PUBLIC "-//W3C//ELEMENTS XHTML Inline Frame Element 1.0//EN"
        "xhtml-iframe-1.mod" >
%xhtml-iframe.mod;]]>

<!-- end of xhtml-legacy-1.mod -->

```

## F.4. XHTML DTD Support Modules

The modules in this section are elements of the XHTML DTD implementation that, while hidden from casual users, are important to understand when creating derivative markup languages using the Modularization architecture.

### F.4.1. Block Phrasal

You can download this file from <http://www.w3.org/MarkUp/DTD/xhtml-blkphras-1.mod>.

```

<!-- ..... -->
<!-- XHTML Block Phrasal Module ..... -->
<!-- file: xhtml-blkphras-1.mod

```

This is XHTML, a reformulation of HTML as a modular XML application.

Copyright 1998-2005 W3C (MIT, ERCIM, Keio), All Rights Reserved.  
Revision: \$Id: xhtml-blkphras-1.mod,v 4.0 2001/04/02 22:42:49 altheim Exp \$ SMI

This DTD module is identified by the PUBLIC and SYSTEM identifiers:

```
PUBLIC "-//W3C//ELEMENTS XHTML Block Phrasal 1.0//EN"
SYSTEM "http://www.w3.org/MarkUp/DTD/xhtml-blkphras-1.mod"
```

Revisions:  
(none)

..... -->

<!-- Block Phrasal

address, blockquote, pre, h1, h2, h3, h4, h5, h6

This module declares the elements and their attributes used to  
support block-level phrasal markup.

-->

```
<!ENTITY % address.element "INCLUDE" >
<![%address.element;[
<!ENTITY % address.content
    "( #PCDATA | %Inline.mix; )" * >
<!ENTITY % address.qname "address" >
<!ELEMENT %address.qname; %address.content; >
<!-- end of address.element -->]]>

<!ENTITY % address.attlist "INCLUDE" >
<![%address.attlist;[
<!ATTLIST %address.qname;
    %Common.attrib;
>
<!-- end of address.attlist -->]]>

<!ENTITY % blockquote.element "INCLUDE" >
<![%blockquote.element;[
<!ENTITY % blockquote.content
    "( %Block.mix; )" * >
>
<!ENTITY % blockquote.qname "blockquote" >
<!ELEMENT %blockquote.qname; %blockquote.content; >
<!-- end of blockquote.element -->]]>

<!ENTITY % blockquote.attlist "INCLUDE" >
<![%blockquote.attlist;[
<!ATTLIST %blockquote.qname;
    %Common.attrib;
    cite          %URI.datatype;          #IMPLIED
>
<!-- end of blockquote.attlist -->]]>

<!ENTITY % pre.element "INCLUDE" >
<![%pre.element;[
<!ENTITY % pre.content
    "( #PCDATA
    | %InlStruct.class;
```



```

    %InlPhras.class;
    | %tt.qname; | %i.qname; | %b.qname;
    %I18n.class;
    %Anchor.class;
    | %map.qname;
    %Misc.class;
    %Inline.extra; )*"
>
<!ENTITY % pre.qname "pre" >
<!ELEMENT %pre.qname; %pre.content; >
<!-- end of pre.element -->]]>

<!ENTITY % pre.attlist "INCLUDE" >
<![%pre.attlist;[
<!ATTLIST %pre.qname;
    %Common.attrib;
>
<!-- end of pre.attlist -->]]>

<!-- ..... Heading Elements ..... -->

<!ENTITY % Heading.content "( #PCDATA | %Inline.mix; )*" >

<!ENTITY % h1.element "INCLUDE" >
<![%h1.element;[
<!ENTITY % h1.qname "h1" >
<!ELEMENT %h1.qname; %Heading.content; >
<!-- end of h1.element -->]]>

<!ENTITY % h1.attlist "INCLUDE" >
<![%h1.attlist;[
<!ATTLIST %h1.qname;
    %Common.attrib;
>
<!-- end of h1.attlist -->]]>

<!ENTITY % h2.element "INCLUDE" >
<![%h2.element;[
<!ENTITY % h2.qname "h2" >
<!ELEMENT %h2.qname; %Heading.content; >
<!-- end of h2.element -->]]>

<!ENTITY % h2.attlist "INCLUDE" >
<![%h2.attlist;[
<!ATTLIST %h2.qname;
    %Common.attrib;
>
<!-- end of h2.attlist -->]]>

<!ENTITY % h3.element "INCLUDE" >
<![%h3.element;[
<!ENTITY % h3.qname "h3" >
<!ELEMENT %h3.qname; %Heading.content; >
<!-- end of h3.element -->]]>

<!ENTITY % h3.attlist "INCLUDE" >
<![%h3.attlist;[

```

```

<!ATTLIST %h3.qname;
    %Common.attrib;
>
<!-- end of h3.attlist -->]]>

<!ENTITY % h4.element "INCLUDE" >
<![%h4.element;[
<!ENTITY % h4.qname "h4" >
<!ELEMENT %h4.qname; %Heading.content; >
<!-- end of h4.element -->]]>

<!ENTITY % h4.attlist "INCLUDE" >
<![%h4.attlist;[
<!ATTLIST %h4.qname;
    %Common.attrib;
>
<!-- end of h4.attlist -->]]>

<!ENTITY % h5.element "INCLUDE" >
<![%h5.element;[
<!ENTITY % h5.qname "h5" >
<!ELEMENT %h5.qname; %Heading.content; >
<!-- end of h5.element -->]]>

<!ENTITY % h5.attlist "INCLUDE" >
<![%h5.attlist;[
<!ATTLIST %h5.qname;
    %Common.attrib;
>
<!-- end of h5.attlist -->]]>

<!ENTITY % h6.element "INCLUDE" >
<![%h6.element;[
<!ENTITY % h6.qname "h6" >
<!ELEMENT %h6.qname; %Heading.content; >
<!-- end of h6.element -->]]>

<!ENTITY % h6.attlist "INCLUDE" >
<![%h6.attlist;[
<!ATTLIST %h6.qname;
    %Common.attrib;
>
<!-- end of h6.attlist -->]]>

<!-- end of xhtml-blkphras-1.mod -->

```

## F.4.2. Block Presentational

You can download this file from <http://www.w3.org/MarkUp/DTD/xhtml-blkpres-1.mod>.

```

<!-- ..... -->
<!-- XHTML Block Presentation Module ..... -->
<!-- file: xhtml-blkpres-1.mod

```

This is XHTML, a reformulation of HTML as a modular XML application.  
Copyright 1998-2005 W3C (MIT, ERCIM, Keio), All Rights Reserved.

```

Revision: $Id: xhtml-blkpres-1.mod,v 4.0 2001/04/02 22:42:49 altheim Exp $ SMI

This DTD module is identified by the PUBLIC and SYSTEM identifiers:

PUBLIC "-//W3C//ELEMENTS XHTML Block Presentation 1.0//EN"
SYSTEM "http://www.w3.org/MarkUp/DTD/xhtml-blkpres-1.mod"

Revisions:
(none)
..... -->

<!-- Block Presentational Elements

      hr

This module declares the elements and their attributes used to
support block-level presentational markup.
-->

<!ENTITY % hr.element "INCLUDE" >
<![%hr.element;[
<!ENTITY % hr.content "EMPTY" >
<!ENTITY % hr.qname "hr" >
<!ELEMENT %hr.qname; %hr.content; >
<!-- end of hr.element -->]]>

<!ENTITY % hr.attlist "INCLUDE" >
<![%hr.attlist;[
<!ATTLIST %hr.qname;
      %Common.attrib;
>
<!-- end of hr.attlist -->]]>

<!-- end of xhtml-blkpres-1.mod -->

```

## F.4.3. Block Structural

You can download this file from <http://www.w3.org/MarkUp/DTD/xhtml-blkstruct-1.mod>.

```

<!-- ..... -->
<!-- XHTML Block Structural Module ..... -->
<!-- file: xhtml-blkstruct-1.mod

This is XHTML, a reformulation of HTML as a modular XML application.
Copyright 1998-2005 W3C (MIT, ERCIM, Keio), All Rights Reserved.
Revision: $Id: xhtml-blkstruct-1.mod,v 4.0 2001/04/02 22:42:49 altheim Exp $ SMI

This DTD module is identified by the PUBLIC and SYSTEM identifiers:

PUBLIC "-//W3C//ELEMENTS XHTML Block Structural 1.0//EN"
SYSTEM "http://www.w3.org/MarkUp/DTD/xhtml-blkstruct-1.mod"

Revisions:
(none)
..... -->

```

```

<!-- Block Structural

    div, p

    This module declares the elements and their attributes used to
    support block-level structural markup.
-->

<!ENTITY % div.element "INCLUDE" >
<![%div.element;[
<!ENTITY % div.content
    "( #PCDATA | %Flow.mix; )*"
>
<!ENTITY % div.qname "div" >
<!ELEMENT %div.qname; %div.content; >
<!-- end of div.element -->]]>

<!ENTITY % div.attlist "INCLUDE" >
<![%div.attlist;[
<!ATTLIST %div.qname;
    %Common.attrib;
>
<!-- end of div.attlist -->]]>

<!ENTITY % p.element "INCLUDE" >
<![%p.element;[
<!ENTITY % p.content
    "( #PCDATA | %Inline.mix; )*" >
<!ENTITY % p.qname "p" >
<!ELEMENT %p.qname; %p.content; >
<!-- end of p.element -->]]>

<!ENTITY % p.attlist "INCLUDE" >
<![%p.attlist;[
<!ATTLIST %p.qname;
    %Common.attrib;
>
<!-- end of p.attlist -->]]>

<!-- end of xhtml-blkstruct-1.mod -->

```

## F.4.4. Inline Phrasal

You can download this file from <http://www.w3.org/MarkUp/DTD/xhtml-inlphras-1.mod>.

```

<!-- ..... -->
<!-- XHTML Inline Phrasal Module ..... -->
<!-- file: xhtml-inlphras-1.mod

    This is XHTML, a reformulation of HTML as a modular XML application.
    Copyright 1998-2005 W3C (MIT, ERCIM, Keio), All Rights Reserved.
    Revision: $Id: xhtml-inlphras-1.mod,v 4.0 2001/04/02 22:42:49 altheim Exp $ SMI

    This DTD module is identified by the PUBLIC and SYSTEM identifiers:

    PUBLIC "-//W3C//ELEMENTS XHTML Inline Phrasal 1.0//EN"
    SYSTEM "http://www.w3.org/MarkUp/DTD/xhtml-inlphras-1.mod"

```

```

Revisions:
(none)
..... -->

<!-- Inline Phrasal

    abbr, acronym, cite, code, dfn, em, kbd, q, samp, strong, var

This module declares the elements and their attributes used to
support inline-level phrasal markup.
-->

<!ENTITY % abbr.element "INCLUDE" >
<![%abbr.element;[
<!ENTITY % abbr.content
    "( #PCDATA | %Inline.mix; )*"
>
<!ENTITY % abbr.qname "abbr" >
<!ELEMENT %abbr.qname; %abbr.content; >
<!-- end of abbr.element -->]]>

<!ENTITY % abbr.attlist "INCLUDE" >
<![%abbr.attlist;[
<!ATTLIST %abbr.qname;
    %Common.attrib;
>
<!-- end of abbr.attlist -->]]>

<!ENTITY % acronym.element "INCLUDE" >
<![%acronym.element;[
<!ENTITY % acronym.content
    "( #PCDATA | %Inline.mix; )*"
>
<!ENTITY % acronym.qname "acronym" >
<!ELEMENT %acronym.qname; %acronym.content; >
<!-- end of acronym.element -->]]>

<!ENTITY % acronym.attlist "INCLUDE" >
<![%acronym.attlist;[
<!ATTLIST %acronym.qname;
    %Common.attrib;
>
<!-- end of acronym.attlist -->]]>

<!ENTITY % cite.element "INCLUDE" >
<![%cite.element;[
<!ENTITY % cite.content
    "( #PCDATA | %Inline.mix; )*"
>
<!ENTITY % cite.qname "cite" >
<!ELEMENT %cite.qname; %cite.content; >
<!-- end of cite.element -->]]>

<!ENTITY % cite.attlist "INCLUDE" >
<![%cite.attlist;[
<!ATTLIST %cite.qname;

```

```

        %Common.attrib;
    >
<!-- end of cite.attlist -->]]>

<!ENTITY % code.element "INCLUDE" >
<![%code.element;[
<!ENTITY % code.content
    "( #PCDATA | %Inline.mix; )*"
>
<!ENTITY % code.qname "code" >
<!ELEMENT %code.qname; %code.content; >
<!-- end of code.element -->]]>

<!ENTITY % code.attlist "INCLUDE" >
<![%code.attlist;[
<!ATTLIST %code.qname;
    %Common.attrib;
>
<!-- end of code.attlist -->]]>

<!ENTITY % dfn.element "INCLUDE" >
<![%dfn.element;[
<!ENTITY % dfn.content
    "( #PCDATA | %Inline.mix; )*"
>
<!ENTITY % dfn.qname "dfn" >
<!ELEMENT %dfn.qname; %dfn.content; >
<!-- end of dfn.element -->]]>

<!ENTITY % dfn.attlist "INCLUDE" >
<![%dfn.attlist;[
<!ATTLIST %dfn.qname;
    %Common.attrib;
>
<!-- end of dfn.attlist -->]]>

<!ENTITY % em.element "INCLUDE" >
<![%em.element;[
<!ENTITY % em.content
    "( #PCDATA | %Inline.mix; )*"
>
<!ENTITY % em.qname "em" >
<!ELEMENT %em.qname; %em.content; >
<!-- end of em.element -->]]>

<!ENTITY % em.attlist "INCLUDE" >
<![%em.attlist;[
<!ATTLIST %em.qname;
    %Common.attrib;
>
<!-- end of em.attlist -->]]>

<!ENTITY % kbd.element "INCLUDE" >
<![%kbd.element;[
<!ENTITY % kbd.content
    "( #PCDATA | %Inline.mix; )*"
>

```

```

<!ENTITY % kbd.qname "kbd" >
<!ELEMENT %kbd.qname; %kbd.content; >
<!-- end of kbd.element -->]]>

<!ENTITY % kbd.attlist "INCLUDE" >
<![%kbd.attlist;[
<!ATTLIST %kbd.qname;
    %Common.attrib;
>
<!-- end of kbd.attlist -->]]>

<!ENTITY % q.element "INCLUDE" >
<![%q.element;[
<!ENTITY % q.content
    "( #PCDATA | %Inline.mix; )*"
>
<!ENTITY % q.qname "q" >
<!ELEMENT %q.qname; %q.content; >
<!-- end of q.element -->]]>

<!ENTITY % q.attlist "INCLUDE" >
<![%q.attlist;[
<!ATTLIST %q.qname;
    %Common.attrib;
    cite %URI.datatype; #IMPLIED
>
<!-- end of q.attlist -->]]>

<!ENTITY % samp.element "INCLUDE" >
<![%samp.element;[
<!ENTITY % samp.content
    "( #PCDATA | %Inline.mix; )*"
>
<!ENTITY % samp.qname "samp" >
<!ELEMENT %samp.qname; %samp.content; >
<!-- end of samp.element -->]]>

<!ENTITY % samp.attlist "INCLUDE" >
<![%samp.attlist;[
<!ATTLIST %samp.qname;
    %Common.attrib;
>
<!-- end of samp.attlist -->]]>

<!ENTITY % strong.element "INCLUDE" >
<![%strong.element;[
<!ENTITY % strong.content
    "( #PCDATA | %Inline.mix; )*"
>
<!ENTITY % strong.qname "strong" >
<!ELEMENT %strong.qname; %strong.content; >
<!-- end of strong.element -->]]>

<!ENTITY % strong.attlist "INCLUDE" >
<![%strong.attlist;[
<!ATTLIST %strong.qname;
    %Common.attrib;

```

```

>
<!-- end of strong.attlist -->]]>

<!ENTITY % var.element "INCLUDE" >
<![%var.element;[
<!ENTITY % var.content
    "( #PCDATA | %Inline.mix; )*"
>
<!ENTITY % var.qname "var" >
<!ELEMENT %var.qname; %var.content; >
<!-- end of var.element -->]]>

<!ENTITY % var.attlist "INCLUDE" >
<![%var.attlist;[
<!ATTLIST %var.qname;
    %Common.attrib;
>
<!-- end of var.attlist -->]]>

<!-- end of xhtml-inlphras-1.mod -->

```

## F.4.5. Inline Presentational

You can download this file from <http://www.w3.org/MarkUp/DTD/xhtml-inlpres-1.mod>.

```

<!-- ..... -->
<!-- XHTML Inline Presentation Module ..... -->
<!-- file: xhtml-inlpres-1.mod

This is XHTML, a reformulation of HTML as a modular XML application.
Copyright 1998-2005 W3C (MIT, ERCIM, Keio), All Rights Reserved.
Revision: $Id: xhtml-inlpres-1.mod,v 4.0 2001/04/02 22:42:49 altheim Exp $ SMI

This DTD module is identified by the PUBLIC and SYSTEM identifiers:

PUBLIC "-//W3C//ELEMENTS XHTML Inline Presentation 1.0//EN"
SYSTEM "http://www.w3.org/MarkUp/DTD/xhtml-inlpres-1.mod"

Revisions:
(none)
..... -->

<!-- Inline Presentational Elements

    b, big, i, small, sub, sup, tt

This module declares the elements and their attributes used to
support inline-level presentational markup.

-->

<!ENTITY % b.element "INCLUDE" >
<![%b.element;[
<!ENTITY % b.content
    "( #PCDATA | %Inline.mix; )*"
>
<!ENTITY % b.qname "b" >

```



```

<!ELEMENT %b.qname; %b.content; >
<!-- end of b.element -->]]>

<!ENTITY % b.attlist "INCLUDE" >
<![%b.attlist;[
<!ATTLIST %b.qname;
    %Common.attrib;
>
<!-- end of b.attlist -->]]>

<!ENTITY % big.element "INCLUDE" >
<![%big.element;[
<!ENTITY % big.content
    "( #PCDATA | %Inline.mix; )*"
>
<!ENTITY % big.qname "big" >
<!ELEMENT %big.qname; %big.content; >
<!-- end of big.element -->]]>

<!ENTITY % big.attlist "INCLUDE" >
<![%big.attlist;[
<!ATTLIST %big.qname;
    %Common.attrib;
>
<!-- end of big.attlist -->]]>

<!ENTITY % i.element "INCLUDE" >
<![%i.element;[
<!ENTITY % i.content
    "( #PCDATA | %Inline.mix; )*"
>
<!ENTITY % i.qname "i" >
<!ELEMENT %i.qname; %i.content; >
<!-- end of i.element -->]]>

<!ENTITY % i.attlist "INCLUDE" >
<![%i.attlist;[
<!ATTLIST %i.qname;
    %Common.attrib;
>
<!-- end of i.attlist -->]]>

<!ENTITY % small.element "INCLUDE" >
<![%small.element;[
<!ENTITY % small.content
    "( #PCDATA | %Inline.mix; )*"
>
<!ENTITY % small.qname "small" >
<!ELEMENT %small.qname; %small.content; >
<!-- end of small.element -->]]>

<!ENTITY % small.attlist "INCLUDE" >
<![%small.attlist;[
<!ATTLIST %small.qname;
    %Common.attrib;
>
<!-- end of small.attlist -->]]>

```

```

<!ENTITY % sub.element "INCLUDE" >
<![%sub.element;[
<!ENTITY % sub.content
      "( #PCDATA | %Inline.mix; )*"
>
<!ENTITY % sub.qname "sub" >
<!ELEMENT %sub.qname; %sub.content; >
<!-- end of sub.element -->]]>

<!ENTITY % sub.attlist "INCLUDE" >
<![%sub.attlist;[
<!ATTLIST %sub.qname;
      %Common.attrib;
>
<!-- end of sub.attlist -->]]>

<!ENTITY % sup.element "INCLUDE" >
<![%sup.element;[
<!ENTITY % sup.content
      "( #PCDATA | %Inline.mix; )*"
>
<!ENTITY % sup.qname "sup" >
<!ELEMENT %sup.qname; %sup.content; >
<!-- end of sup.element -->]]>

<!ENTITY % sup.attlist "INCLUDE" >
<![%sup.attlist;[
<!ATTLIST %sup.qname;
      %Common.attrib;
>
<!-- end of sup.attlist -->]]>

<!ENTITY % tt.element "INCLUDE" >
<![%tt.element;[
<!ENTITY % tt.content
      "( #PCDATA | %Inline.mix; )*"
>
<!ENTITY % tt.qname "tt" >
<!ELEMENT %tt.qname; %tt.content; >
<!-- end of tt.element -->]]>

<!ENTITY % tt.attlist "INCLUDE" >
<![%tt.attlist;[
<!ATTLIST %tt.qname;
      %Common.attrib;
>
<!-- end of tt.attlist -->]]>

<!-- end of xhtml-inlpres-1.mod -->

```

## F.4.6. Inline Structural

You can download this file from <http://www.w3.org/MarkUp/DTD/xhtml-inlstruct-1.mod>.

```

<!-- ..... -->
<!-- XHTML Inline Structural Module ..... -->
<!-- file: xhtml-inlstruct-1.mod

This is XHTML, a reformulation of HTML as a modular XML application.
Copyright 1998-2005 W3C (MIT, ERCIM, Keio), All Rights Reserved.
Revision: $Id: xhtml-inlstruct-1.mod,v 4.0 2001/04/02 22:42:49 altheim Exp $ SMI

This DTD module is identified by the PUBLIC and SYSTEM identifiers:

PUBLIC "-//W3C//ELEMENTS XHTML Inline Structural 1.0//EN"
SYSTEM "http://www.w3.org/MarkUp/DTD/xhtml-inlstruct-1.mod"

Revisions:
(none)
..... -->

<!-- Inline Structural

    br, span

This module declares the elements and their attributes
used to support inline-level structural markup.
-->

<!-- br: forced line break ..... -->

<!ENTITY % br.element "INCLUDE" >
<![%br.element;[

<!ENTITY % br.content "EMPTY" >
<!ENTITY % br.qname "br" >
<!ELEMENT %br.qname; %br.content; >

<!-- end of br.element -->]]>

<!ENTITY % br.attlist "INCLUDE" >
<![%br.attlist;[
<!ATTLIST %br.qname;
    %Core.attrib;
>
<!-- end of br.attlist -->]]>

<!-- span: generic inline container ..... -->

<!ENTITY % span.element "INCLUDE" >
<![%span.element;[
<!ENTITY % span.content
    "( #PCDATA | %Inline.mix; )*"
>
<!ENTITY % span.qname "span" >
<!ELEMENT %span.qname; %span.content; >
<!-- end of span.element -->]]>

```

```

<!ENTITY % span.attlist "INCLUDE" >
<![%span.attlist;[
<!ATTLIST %span.qname;
    %Common.attrib;
>
<!-- end of span.attlist -->]]>

<!-- end of xhtml-inlstruct-1.mod -->

```

## F.4.7. Param

You can download this file from <http://www.w3.org/MarkUp/DTD/xhtml-param-1.mod>.

```

<!-- ..... -->
<!-- XHTML Param Element Module ..... -->
<!-- file: xhtml-param-1.mod

This is XHTML, a reformulation of HTML as a modular XML application.
Copyright 1998-2005 W3C (MIT, ERCIM, Keio), All Rights Reserved.
Revision: $Id: xhtml-param-1.mod,v 4.0 2001/04/02 22:42:49 altheim Exp $ SMI

This DTD module is identified by the PUBLIC and SYSTEM identifiers:

    PUBLIC "-//W3C//ELEMENTS XHTML Param Element 1.0//EN"
    SYSTEM "http://www.w3.org/MarkUp/DTD/xhtml-param-1.mod"

Revisions:
(none)
..... -->

<!-- Parameters for Java Applets and Embedded Objects

    param

This module provides declarations for the param element,
used to provide named property values for the applet
and object elements.
-->

<!-- param: Named Property Value ..... -->

<!ENTITY % param.element "INCLUDE" >
<![%param.element;[
<!ENTITY % param.content "EMPTY" >
<!ENTITY % param.qname "param" >
<!ELEMENT %param.qname; %param.content; >
<!-- end of param.element -->]]>

<!ENTITY % param.attlist "INCLUDE" >
<![%param.attlist;[
<!ATTLIST %param.qname;
    %XHTML.xmlns.attrib;
    %id.attrib;
    name          CDATA          #REQUIRED
    value         CDATA          #IMPLIED

```

```

        valuetype      ( data | ref | object ) 'data'
        type           %ContentType.datatype;  #IMPLIED
    >
<!-- end of param.attlist -->]]>

<!-- end of xhtml-param-1.mod -->

```

## F.4.8. Legacy Redeclarations

You can download this file from <http://www.w3.org/MarkUp/DTD/xhtml-legacy-redecl-1.mod>.

```

<!-- ..... -->
<!-- XHTML Legacy Redeclarations Module ..... -->
<!-- file: xhtml-legacy-redecl-1.mod

This is an extension of XHTML, a reformulation of HTML as a modular XML application.
Copyright 1998-2005 W3C (MIT, ERCIM, Keio), All Rights Reserved.
Revision: $Id: xhtml-legacy-redecl-1.mod,v 4.4 2001/04/10 09:42:30 altheim Exp $ SMI

This DTD module is identified by the PUBLIC and SYSTEM identifiers:

    PUBLIC "-//W3C//ELEMENTS XHTML Legacy Redeclarations 1.0//EN"
    SYSTEM "http://www.w3.org/MarkUp/DTD/xhtml-legacy-redecl-1.mod"

Revisions:
(none)
..... -->

<!-- Legacy Redeclarations

This optional module replaces the Modular Framework module, interspersing
redeclarations of various parameter entities to allow for inclusions of
Transitional markup in the XHTML 1.1 document model. This instantiates
the modules needed to support the XHTML modularization model, including:

    + notations
    + datatypes
    + namespace-qualified names
    + common attributes
    + document model
    + character entities

By default, the Object module is included, with Frames and IFrames ignored.

The Intrinsic Events module is ignored by default but
occurs in this module because it must be instantiated
prior to Attributes but after Datatypes.

-->
<!ENTITY % xhtml-legacy.module "INCLUDE" >

<!ENTITY % xhtml-arch.module "IGNORE" >
<![%xhtml-arch.module;[
<!ENTITY % xhtml-arch.mod
    PUBLIC "-//W3C//ELEMENTS XHTML Base Architecture 1.0//EN"
        "xhtml-arch-1.mod" >
%xhtml-arch.mod;]]>

<!ENTITY % xhtml-notations.module "INCLUDE" >

```

```

<![%xhtml-notations.module;[
<!ENTITY % xhtml-notations.mod
    PUBLIC "-//W3C//NOTATIONS XHTML Notations 1.0//EN"
        "xhtml-notations-1.mod" >
%xhtml-notations.mod;]]>

<!-- Datatypes Module ..... -->
<!ENTITY % xhtml-datatypes.module "INCLUDE" >
<![%xhtml-datatypes.module;[
<!ENTITY % xhtml-datatypes.mod
    PUBLIC "-//W3C//ENTITIES XHTML Datatypes 1.0//EN"
        "xhtml-datatypes-1.mod" >
%xhtml-datatypes.mod;]]>

<!-- Qualified Names Module ..... -->
<!ENTITY % xhtml-qname.module "INCLUDE" >
<![%xhtml-qname.module;[
<!ENTITY % xhtml-qname.mod
    PUBLIC "-//W3C//ENTITIES XHTML Qualified Names 1.0//EN"
        "xhtml-qname-1.mod" >
%xhtml-qname.mod;]]>

<!-- Additional Qualified Names ..... -->

<!-- xhtml-legacy-1.mod -->
<!ENTITY % font.qname      "%XHTML.pfx;font" >
<!ENTITY % basefont.qname "%XHTML.pfx;basefont" >
<!ENTITY % center.qname   "%XHTML.pfx:center" >
<!ENTITY % s.qname        "%XHTML.pfx;s" >
<!ENTITY % strike.qname   "%XHTML.pfx;strike" >
<!ENTITY % u.qname        "%XHTML.pfx;u" >
<!ENTITY % dir.qname      "%XHTML.pfx;dir" >
<!ENTITY % menu.qname     "%XHTML.pfx;menu" >
<!ENTITY % isindex.qname  "%XHTML.pfx;isindex" >

<!-- xhtml-frames-1.mod -->
<!ENTITY % frameset.qname "%XHTML.pfx;frameset" >
<!ENTITY % frame.qname    "%XHTML.pfx;frame" >
<!ENTITY % noframes.qname "%XHTML.pfx;noframes" >

<!-- xhtml-iframe-1.mod -->
<!ENTITY % iframe.qname   "%XHTML.pfx;iframe" >

<!ENTITY % xhtml-events.module "IGNORE" >
<![%xhtml-events.module;[
<!ENTITY % xhtml-events.mod
    PUBLIC "-//W3C//ENTITIES XHTML Intrinsic Events 1.0//EN"
        "xhtml-events-1.mod" >
%xhtml-events.mod;]]>

<!-- Additional Common Attributes ..... -->

<!-- include historical 'lang' attribute (which should
    always match the value of 'xml:lang')
-->
<!ENTITY % lang.attrib
    "xml:lang      %LanguageCode.datatype; #IMPLIED
    lang          %LanguageCode.datatype; #IMPLIED"
>

<!-- Common Attributes Module ..... -->

```

```

<!ENTITY % xhtml-attrs.module "INCLUDE" >
<![%xhtml-attrs.module;[
<!ENTITY % xhtml-attrs.mod
    PUBLIC "-//W3C//ENTITIES XHTML Common Attributes 1.0//EN"
        "xhtml-attrs-1.mod" >
%xhtml-attrs.mod;]]>

<!-- placeholder for content model redeclarations -->
<!ENTITY % xhtml-model.redecl " " >
%xhtml-model.redecl;

<!-- Document Model Redeclarations ..... -->

<!ENTITY % InlPres.class
    "| %tt.qname; | %i.qname; | %b.qname; | %big.qname;
    | %small.qname; | %sub.qname; | %sup.qname;
    | %font.qname; | %basefont.qname; | %iframe.qname;
    | %s.qname; | %strike.qname; | %u.qname;"
>

<!ENTITY % InlSpecial.class
    "| %img.qname; | %map.qname;
    | %applet.qname; | %object.qname;" >

<!ENTITY % BlkPres.class
    "| %hr.qname; | %center.qname;"
>

<!ENTITY % BlkSpecial.class
    "| %table.qname; | %form.qname; | %fieldset.qname;
    | %noframes.qname; | %isindex.qname;"
>

<!ENTITY % List.class
    "%ul.qname; | %ol.qname; | %dl.qname;
    | %dir.qname; | %menu.qname;"
>

<!-- Document Model Module ..... -->
<!ENTITY % xhtml-model.module "INCLUDE" >
<![%xhtml-model.module;[
<!-- instantiate the Document Model module declared in the DTD driver
-->
%xhtml-model.mod;]]>

<!ENTITY % blockquote.content
    "( #PCDATA | %Flow.mix; )*"
>

<!ENTITY % noscript.content
    "( #PCDATA | %Flow.mix; )*"
>

<!ENTITY % body.content
    "( #PCDATA | %Flow.mix; )*"
>

<!-- redeclare content model of <html> to allow for either
body or frameset content. The SGML markup minimization
features used in HTML 4 do not apply, so the ambiguity
that necessitated separation into the separate Frameset

```

```
    and Transitional DTDs is eliminated.
-->
<!ENTITY % html.content
    "( %head.qname;, ( %body.qname; | %frameset.qname; ) )"
>

<!ENTITY % xhtml-charent.module "INCLUDE" >
<![%xhtml-charent.module;[
<!ENTITY % xhtml-charent.mod
    PUBLIC "-//W3C//ENTITIES XHTML Character Entities 1.0//EN"
    "xhtml-charent-1.mod" >
%xhtml-charent.mod;]]>

<!-- end of xhtml-legacy-redecl-1.mod -->
```



## G. References

This appendix is *normative*.

### G.1. Normative References

#### [CSS2]

"*Cascading Style Sheets, level 2 (CSS2) Specification*", W3C Recommendation, B. Bos, H. W. Lie, C. Lilley, I. Jacobs, eds., 12 May 1998.

Available at: <http://www.w3.org/TR/1998/REC-CSS2-19980512>

#### [DOM]

"*Document Object Model (DOM) Level 1 Specification*", L. Wood *et al.*, 1 October 1998.

Available at: <http://www.w3.org/TR/1998/REC-DOM-Level-1-19981001>

#### [HTML4]

"*HTML 4.01 Specification: W3C Recommendation*", W3C Recommendation, D. Raggett, A. Le Hors, I. Jacobs, eds., 24 December 1999.

Available at: <http://www.w3.org/TR/1999/REC-html401-19991224>

#### [ISO10646]

"*Information Technology -- Universal Multiple-Octet Coded Character Set (UCS)*", ISO/IEC 10646:2003, as, from time to time, amended, replaced by a new edition or expanded by the addition of new parts. (See <http://www.iso.org/iso/en/ISOOnline.openerpage> for the latest version.)

#### [RFC1808]

(obsoleted, see [URI [p.258] ])

#### [RFC2045]

"*Multipurpose Internet Mail Extensions (MIME) Part One: Format of Internet Message Bodies*", RFC 2045, N. Freed, N. Borenstein, November 1996.

Available at: <http://www.ietf.org/rfc/rfc2045.txt>

#### [RFC2119]

"*Key words for use in RFCs to indicate requirement levels*", RFC 2119, S. Bradner, March 1997.

Available at: <http://www.ietf.org/rfc/rfc2119.txt>

#### [RFC3066]

"*Tags for the Identification of Languages*", RFC 3066, H. Alvestrand, January 2001.

Available at: <http://www.ietf.org/rfc/rfc3066.txt>

#### [RFC3987]

"*Internationalized Resource Identifiers (IRI)*", RFC 3987, M.Duerst, M. Suignard January 2005.

Available at: <http://www.ietf.org/rfc/rfc3987.txt>

#### [SGML]

"*Information Processing -- Text and Office Systems -- Standard Generalized Markup Language (SGML)*", ISO 8879:1986.

Please consult the ISO Web site at <http://www.iso.org/> for information about the standard, or <http://www.oasis-open.org/> about SGML.

## [SRGB]

"*A Standard Default Color Space for the Internet*", version 1.10, M. Stokes, M. Anderson, S. Chandrasekar, and R. Motta, 5 November 1996. Available at:  
<http://www.w3.org/Graphics/Color/sRGB>

## [UNICODE]

"*The Unicode Standard, Version 4.1*", as updated from time to time by the publication of new versions, The Unicode Consortium. See  
<http://www.unicode.org/unicode/standard/versions> for the latest version and additional information on versions of the standard and of the Unicode Character Database).

## [URI]

"*Uniform Resource Identifiers (URI): Generic Syntax*", RFC 3986, T. Berners-Lee *et al.*, January 2005.  
Available at: <http://www.rfc-editor.org/rfc/rfc3986.txt>. This RFC updates RFC 1738 [URL [p.258] ] and obsoletes RFC 2732, 2396 and 1808.

## [URL]

"*Uniform Resource Locators (URL)*", RFC 1738, T. Berners-Lee, L. Masinter, M. McCahill, December 1994.  
Available at: <http://www.ietf.org/rfc/rfc1738.txt>

## [XHTML1]

"*XHTML 1.0: The Extensible HyperText Markup Language (Second Edition)*", W3C Recommendation, S. Pemberton *et al.*, 26 January 2000, revised 1 August 2002.  
Available at: <http://www.w3.org/TR/2002/REC-xhtml1-20020801>

## [XML]

"*Extensible Markup Language (XML) 1.0 (Third Edition)*", W3C Recommendation, T. Bray, J. Paoli, C. M. Sperberg-McQueen, E. Maler, F. Yergeau, *eds.*, 2 February 2004.  
Available at: <http://www.w3.org/TR/2004/REC-xml-20040204>

## [XMLNAMES]

"*Namespaces in XML*", W3C Recommendation, T. Bray, D. Hollander, A. Layman, *eds.*, 14 January 1999.  
Available at: <http://www.w3.org/TR/1999/REC-xml-names-19990114>

## [XMLSCHEMA]

"*XML Schema Part 1: Structures Second Edition*", W3C Recommendation, H. S. Thompson *et al.*, *eds.*, 28 October 2004.  
Available at: <http://www.w3.org/TR/2004/REC-xmlschema-1-20041028/>  
See also "*XML Schema Part 2: Datatypes Second Edition*", available at:  
<http://www.w3.org/TR/2004/REC-xmlschema-2-20041028/>

## G.2. Informative References

## [MATHML]

"*Mathematical Markup Language (MathML) Version 2.0 (Second Edition)*", W3C Recommendation, D. Carlisle, P. Ion, R. Miner, N. Poppelie, *eds.*, 21 October 2003.  
Available at: <http://www.w3.org/TR/2003/REC-MathML2-20031021/>

## [SMIL]

"*Synchronized Multimedia Integration Language (SMIL 2.0) - [Second Edition]*", W3C Recommendation, J. Ayars *et al.*, *eds.*, 7 August 2001, revised 7 January 2005.

Available at: <http://www.w3.org/TR/2005/REC-SMIL2-20050107/>

[XHTMLBASIC]

"*XHTML Basic*", W3C Recommendation, M.Baker, et al., eds., 19 December 2000.

Available at: <http://www.w3.org/TR/2000/REC-xhtml-basic-20001219/>

The latest version is available at: <http://www.w3.org/TR/xhtml-basic/>

[XHTML11]

"*XHTML 1.1 - Module-based XHTML*", W3C Recommendation, M. Altheim, S. McCarron eds., 31 May 2001.

Available at: <http://www.w3.org/TR/2001/REC-xhtml11-20010531/>

The latest version is available at: <http://www.w3.org/TR/xhtml11/>

[XLINK]

"*XML Linking Language (XLink) Version 1.0*", W3C Proposed Recommendation, S. DeRose, E. Maler, D. Orchard, eds., 20 December 2000.

Available at: <http://www.w3.org/TR/2000/PR-xlink-20001220>

[XMLSTYLE]

"*Associating Style Sheets with XML documents Version 1.0*", W3C Recommendation, J. Clark, ed., 29 June 1999.

Available at: <http://www.w3.org/1999/06/REC-xml-stylesheet-19990629>



## H. Design Goals

This appendix is *informative*.

In this appendix, design goals are identified with a label "Gn", and requirements are identified with a label "Rn.n". There are four major design goals for the modularization framework for XHTML:

- [G1] To group semantically related parts of XHTML together.
- [G2] Using DTD technology, to support the creation of related languages (subsets, supersets) for specific purposes (small devices, special-purpose devices), while guaranteeing commonality of the overlapping parts.
- [G3] To facilitate future development by allowing parts of the language to be replaced by improved modules (for instance, forms) without disturbing the rest of the language.
- [G4] To encourage and facilitate the reuse of modules in other languages.

### H.1. Requirements

The design goals listed in the previous section lead to a large number of requirements for the modularization framework. These requirements, summarized in this section, can be further classified according to the major features of the framework to be described.

#### H.1.1. Granularity

Collectively the requirements in this section express the desire that the modules defined within the framework hit the right level of granularity:

- [R1.1] Abstract modules should promote and maintain content portability.
- [R1.2] Abstract modules should promote platform profile standardization.
- [R1.3] Abstract modules should be large enough to promote interoperability.
- [R1.4] Abstract modules should be small enough to avoid the need for subsets.
- [R1.5] Abstract modules should collect elements with similar or related semantics.
- [R1.6] Abstract modules should separate elements with dissimilar or unrelated semantics.
- [R1.7] Modules should be small enough to allow single element document type modules.

#### H.1.2. Composibility

The composibility requirements listed here are intended to ensure that the modularization framework be able to express the right set of target modules required by the communities that will be served by the framework:

- [R2.1] The module framework should allow construction of abstract modules for XHTML 1.0.
- [R2.2] The module framework should allow construction of abstract modules that closely approximate HTML 4.
- [R2.3] The module framework should allow construction of abstract modules for other W3C

Recommendations.

- [R2.4] The module framework should allow construction of abstract modules for other XML document types.
- [R2.5] The module framework should allow construction of abstract modules for a wide range of platform profiles.

### H.1.3. Ease of Use

The modularization framework will only receive widespread adoption if it describes mechanisms that make it easy for our target audience to use the framework:

- [R3.1] The module framework should make it easy for document type designers to subset and extend XHTML abstract modules.
- [R3.2] The module framework should make it easy for document type designers to create abstract modules for other XML document types.
- [R3.3] The module framework should make it easy for document authors to validate elements from different abstract modules.

### H.1.4. Compatibility

The intent of this document is that the modularization framework described here should work well with the XML and other standards being developed by the W3C Working Groups:

- [R4.1] The module framework should strictly conform to the XML 1.0 Recommendation.
- [R4.2] The module framework should be compatible with the XML Linking Language (XLink) [XLINK] [p.259] specification.
- [R4.3] The module framework should be compatible with the Associating Style Sheets with XML documents [XMLSTYLE] [p.259] specification.
- [R4.4] The module framework should be able to adopt new W3C Recommendations where appropriate.
- [R4.5] The module framework should not depend on W3C work in progress.
- [R4.6] The module framework should not depend on work done outside W3C.

### H.1.5. Conformance

The effectiveness of the framework will also be measured by how easy it is to test the behavior of modules developed according to the framework, and to test the documents that employ those modules for validation:

- [R5.1] It should be possible to validate documents constructed using elements and attributes from abstract modules.
- [R5.2] It should be possible to explicitly describe the behavior of elements and attributes from abstract modules.
- [R5.3] It should be possible to verify the behavior of elements and attributes from abstract modules.
- [R5.4] It should be possible to verify a hybrid document type as an XHTML document type.

- [R5.5] Modules defined in accordance with the methods in this document shall not duplicate the names of elements or parameter entities defined in XHTML modules.





## J. Acknowledgements

This appendix is *informative*.

This specification was prepared by the W3C HTML Working Group. The members at the time of publication of version 1.0 were:

- Steven Pemberton, CWI (HTML Working Group Chair)
- Murray Altheim, Sun Microsystems
- Daniel Austin, Mozquito Technologies
- Jonny Axelsson, Opera Software
- Mark Baker, Sun Microsystems
- Wayne Carr, Intel
- Tantek Çelik, Microsoft
- Doug Dominiak, Openwave Systems
- Andrew W. Donoho, IBM
- Herman Elenbaas, Philips Electronics
- Beth Epperson, Netscape/AOL
- Masayasu Ishikawa, W3C (HTML Activity Lead)
- Shin'ichi Matsui, Panasonic
- Shane McCarron, Applied Testing and Technology
- Ann Navarro, WebGeek, Inc.
- Peter Stark, Ericsson
- Michel Suignard, Microsoft
- Jeremy Wadsworth, Quark Inc.
- Malte Wedel, Mozquito Technologies
- Ted Wugofski, Openwave Systems

The contributors to the original Modularization of XHTML in XML Schema effort were:

- Henry Thompson
- C. M. Sperberg-McQueen
- The XML Schema Working Group
- Peter Stark
- Steven Pemberton
- Rick Jelliffe
- Josef Dietl
- Sebastian Schnitzenbaumer
- Malte Wedel
- Jack Herer

The members at the time of publication of version 1.1 were:

*(insert the list here)*

## I. Changes from XHTML Modularization 1.0

This appendix is *informative*.

This specification supercedes XHTML Modularization 1.0. This section describes at a high level the changes from that version. This section *does not* attempt to address the various editorial corrections that were made. For a detailed comparison, see the "diff marked" version from that recommendation.

- Global Changes
  - Introduction of an XML Schema implementation. This includes the development of a Modularization technique to be used with XML Schema, and the actual implementation of the abstract modules using that technique.
  - Clarified that in XHTML Family Languages the "default" behavior of XML whitespace processing is "preserve" as defined in [XML [p.258] ].
- Section 2 - Terms and Definitions
  - Added a definition of the term "facilities".
- Section 3 - Conformance Definition
  - Clarified that attributes from the XHTML namespace can be used on elements NOT in the XHTML namespace, but they should be namespace-qualified.
  - Clarified the rules for processing of unrecognized elements in conforming user agents.
  - Removed the whitespace handling rules, deferring instead to the rules in [CSS2 [p.257] ].
- Section 4 - Defining Abstract Modules
  - Removed PCDATA from the table of attribute types, since it is not an attribute type.
  - Clarified that Language Codes are defined by [RFC3066 [p.257] ] or its successor.
  - Added a note that additional LinkTypes can be defined, but should be described in a profile.
  - Added a definition for the datatypes QName and QNames
  - Clarified that the datatype URI is the same as that of anyURI in [XMLSCHEMA [p.258] ].
- Section 5 - Attribute Collections
  - Clarified that attributes defined in XHTML attribute collections are available for use on elements in other namespaces if they are referenced using their namespace qualified form.
  - Added `xml:space` to the Core attribute collection, so that it is available on all elements. Also removed any explicit references to `xml:space` from other elements.
  - Corrected the definition of `xml:lang` to take CDATA, not NMTOKEN.
  - Added the `id` attribute to every element.
  - Corrected the minimal content model for `blockquote`.
  - Clarified that the Basic Forms Module cannot be used in conjunction with the Forms Module.
  - Clarified that the Basic Tables Module cannot be used in conjunction with the Tables Module.
  - Corrected the minimal content model for `legend` so that it can be empty.

- Corrected the types of attributes on the `table` element in the Basic Tables Module.
- Formally deprecated the Legacy Module.
- Corrected the `align` attribute values on the `img` element in the Legacy Module.
- Corrected the `height` attribute type on the `th` element in the Legacy Module.
- Corrected the `width` attribute type on the `td` element in the Legacy Module.
- Appendices A, B, C - XML Schema Implementation

This is new content in this specification. It was developed independently and has already gone through the W3C processes including Last Call.

- Appendix D - Building DTD Modules
  - Corrected an XMLNS reference in the Inventory module example.
  - Migrated references to XHTML Modules to "w3.org/MarkUp/" space instead of "TR" space.
- Appendix E - Developing DTDs with defined and extended modules
  - Migrated references to XHTML Modules to "w3.org/MarkUp/" space instead of "TR" space.
  - Corrected the handling of prefixed elements in the MyML example.
- Appendix F - XHTML DTD Module Implementations
  - Migrated references to XHTML Modules to "w3.org/MarkUp/" space instead of "TR" space.
  - Added "prefixed" declarations of global attributes for use in other, non-XHTML namespace markup languages.
  - Corrected the content model of `body` so that the `body` is permitted to be empty.
- Appendix G - References

Updated references to make them current.

- Added reference to [RFC3987 [p.257] ].