



D4.1.1: LUCY MODIFICATION

Thomas Rudesheim

Distribution: Public

MultilingualWeb-LT (LT-Web)
Language Technology in the Web

FP7-ICT-2011-7

Project no: 287815

Document Information

Deliverable number:	4.1.1
Deliverable title:	Lucy Modification
Dissemination level:	PU
Contractual date of delivery:	31 st January 2013
Actual date of delivery:	15 st February 2013
Author(s):	Thomas Rüdeshheim
Participants:	Lucy Software
Internal Reviewer:	Lucy Software
Workpackage:	WP4
Task Responsible:	Thomas Rüdeshheim
Workpackage Leader:	Pedro L. Díez Orzas

Revision History

Revision	Date	Author	Organization	Description
1	13/02/2013	Thomas Rüdeshheim	Lucy Software	Final version

CONTENTS

Document Information.....	2
Revision History.....	2
Contents.....	3
1. Lucy Modification.....	4
1.1 Link to prototype or downloadable.....	4
1.2 Description.....	4
1.3 User guide.....	4

1. LUCY MODIFICATION

1.1 Link to prototype or downloadable

<http://service.lucysoftware.com:8080/dts>

1.2 Description

The Lucy LT Engine is a rule-based machine translation (RBMT) system. It consists of two main components, the Text Handling module and the MT Kernel. The Text Handling module is responsible for the conversion of formatted input (text, documents, and web pages) into a file of input segments (plain text) and the format information. The Kernel performs the translation process, yielding in a file of output segments (plain text). Finally, the Text Handling module produces formatted output using the format information that has been extracted before. The Text Handling module can deal with various formats, including HTML, XML, RTF, and MS Office® (Word, Excel, and PowerPoint).

We have modified the HTML sub-module of the Text Handling module to handle HTML5 (HTML representation) and the ITS 2.0 data categories Translate and Domain. There are also routines handling the HTML5 “lang” attribute (Language Information).

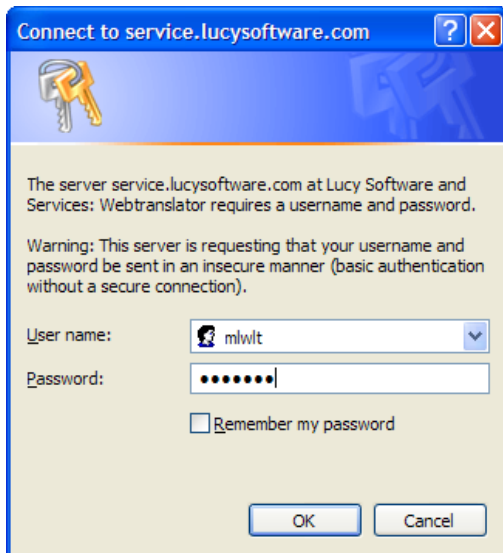
The Kernel currently supports 34 translation directions for European languages.

1.3 User guide

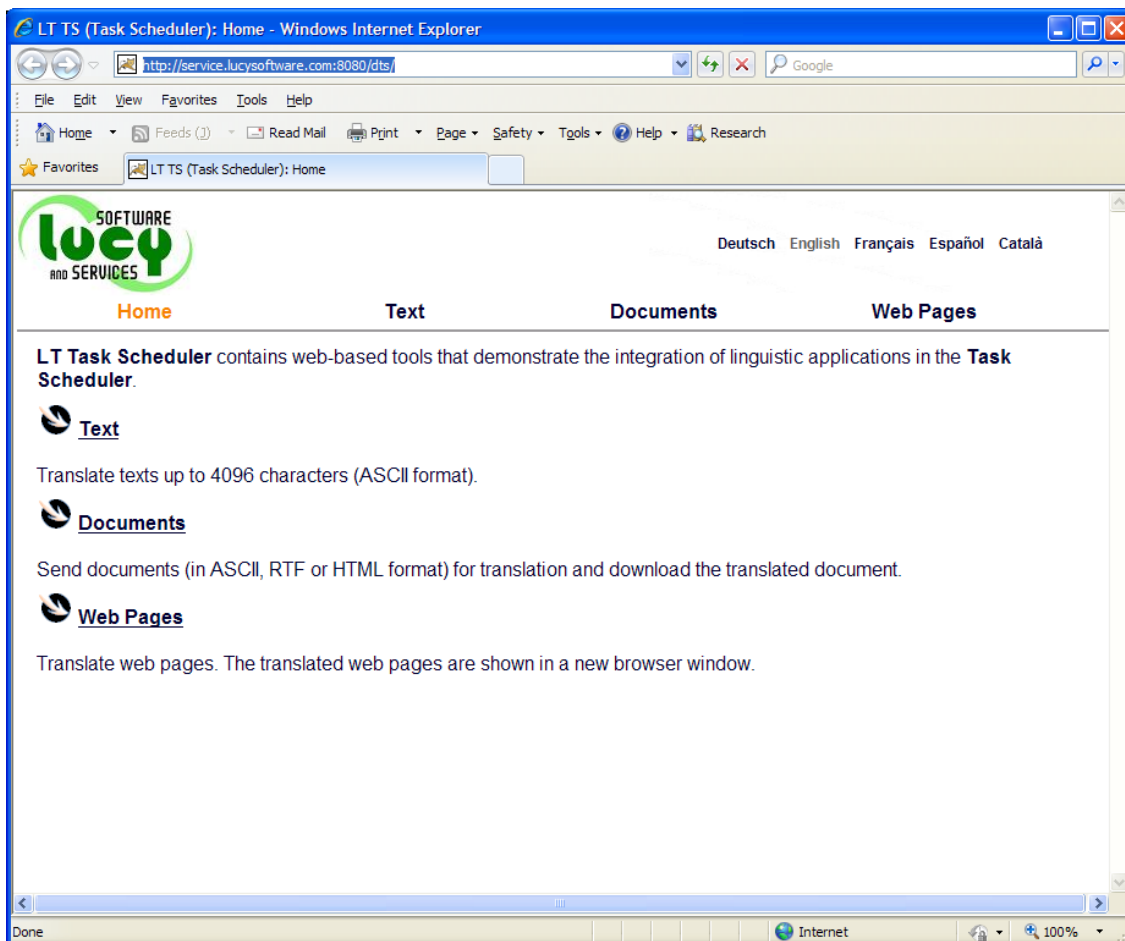
The latest LT Engine (EX_6.11_ITS.004) is running behind an LT TaskScheduler installation at Lucy. There are several ways for accessing the translation engine:

- LT AnyWhere desktop client
- Demo web client for LT TaskScheduler’s web server
- Web service client for RESTful web service AutoTranslatorS

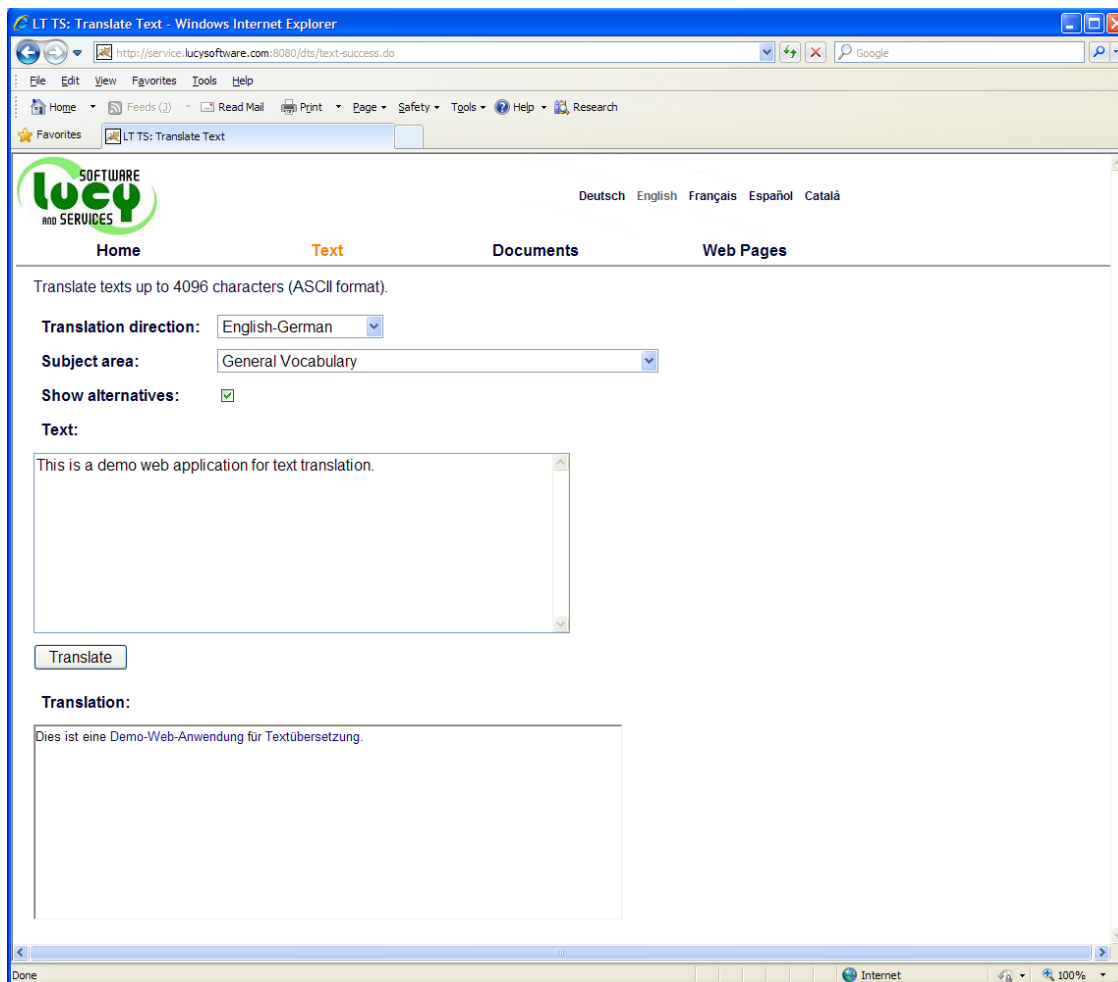
For testing purposes the second alternative is best suited, since it requires a web browser only. The service URL is <http://service.lucysoftware.com:8080/dts>. Use the following credentials: “mlwlt” / “ltweb11”



The next screen offers translation of text, documents, or web pages:



Click on “Text” and choose a translation direction (e.g. English-German) and un-check “Show alternatives”. Then enter some text in the “Text” input field and press the translate button. The translated text will appear in the “Translation” text field.



You may also enter HTML formatted text in the text field. ITS rules must be in-line.

