

# SPC UX iterations, first look

smcgruer@ (credit to davidkwon@)

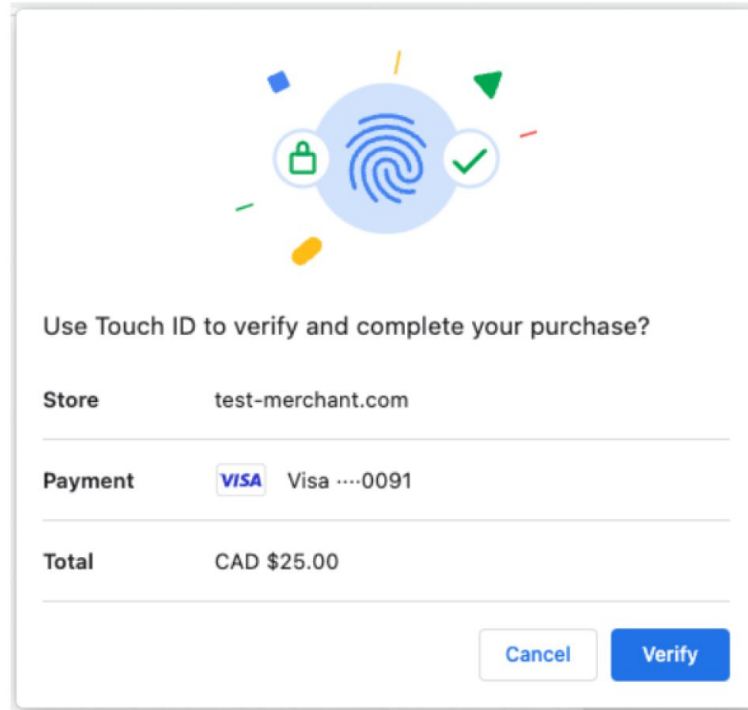
# Caveats

- These are *very early* stage ideas/concepts. No promises, no expectations ;)
- We are talking about UX for a specific browser here (Chrome), **but** the goal is to use it to understand/inform the underlying **partner needs** - not to dictate what UX any given browser might have for SPC.

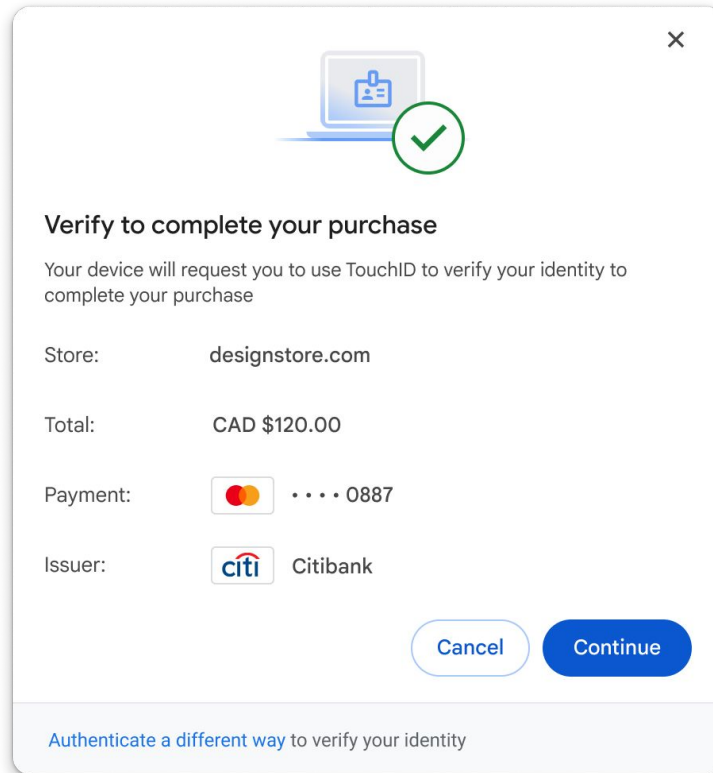
# Topics today

- Transaction UX proposal
- Fallback UX proposal
- Questions we have
- Open discussion

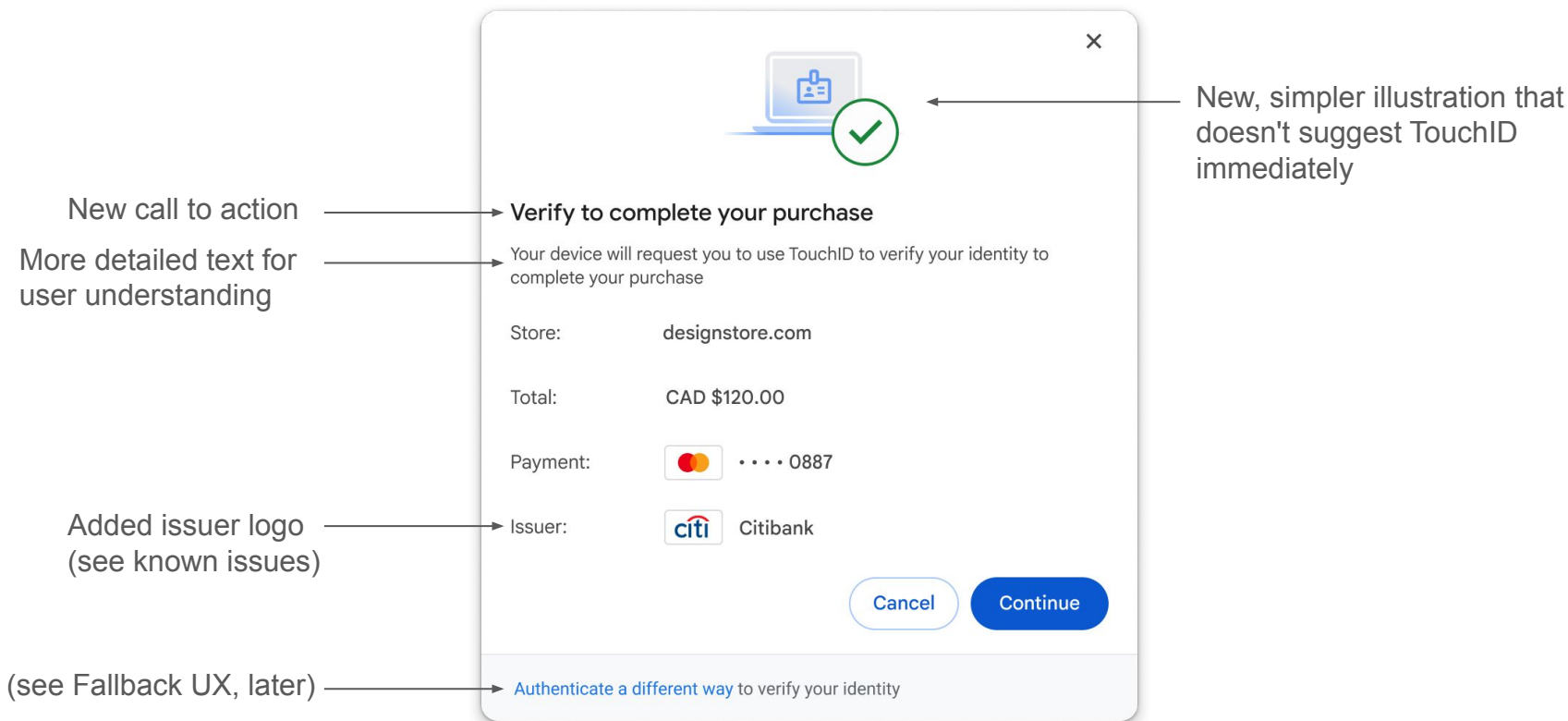
# Transaction UX - Current (MacOS)




# Transaction UX - Possible future (MacOS)




# Transaction UX - Possible future (MacOS)




# Transaction UX - Side by Side (MacOS)



Use Touch ID to verify and complete your purchase?



Store	test-merchant.com
Payment	 Visa ....0091
Total	CAD \$25.00

[Cancel](#) [Verify](#)



Verify to complete your purchase

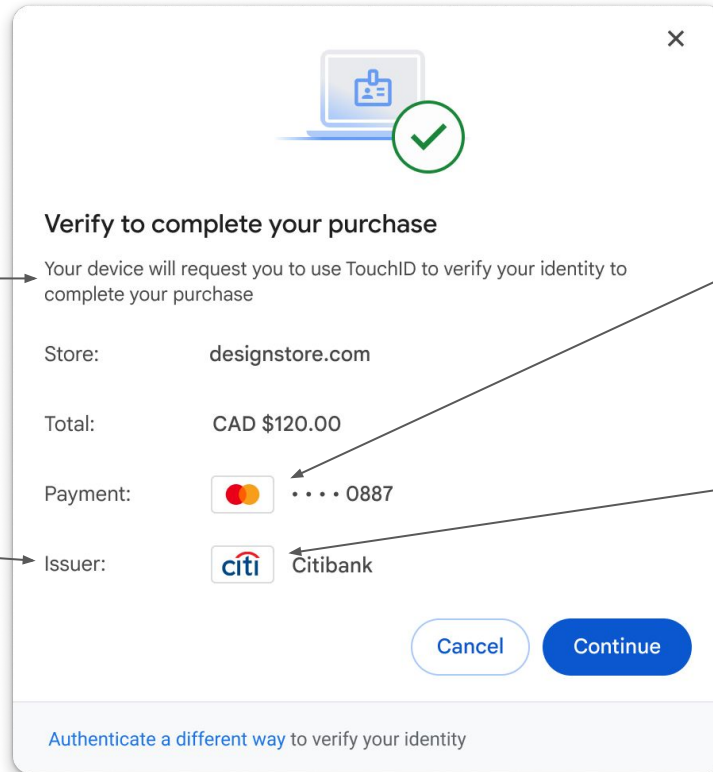
Your device will request you to use TouchID to verify your identity to complete your purchase

Store:	designstore.com
Total:	CAD \$120.00
Payment:	 .....0887
Issuer:	 Citibank

[Cancel](#) [Continue](#)

[Authenticate a different way](#) to verify your identity

# Transaction UX - Known issues (MacOS)



Text will require UX writing work for clarity

Issuer too card-specific, more generic term needed?

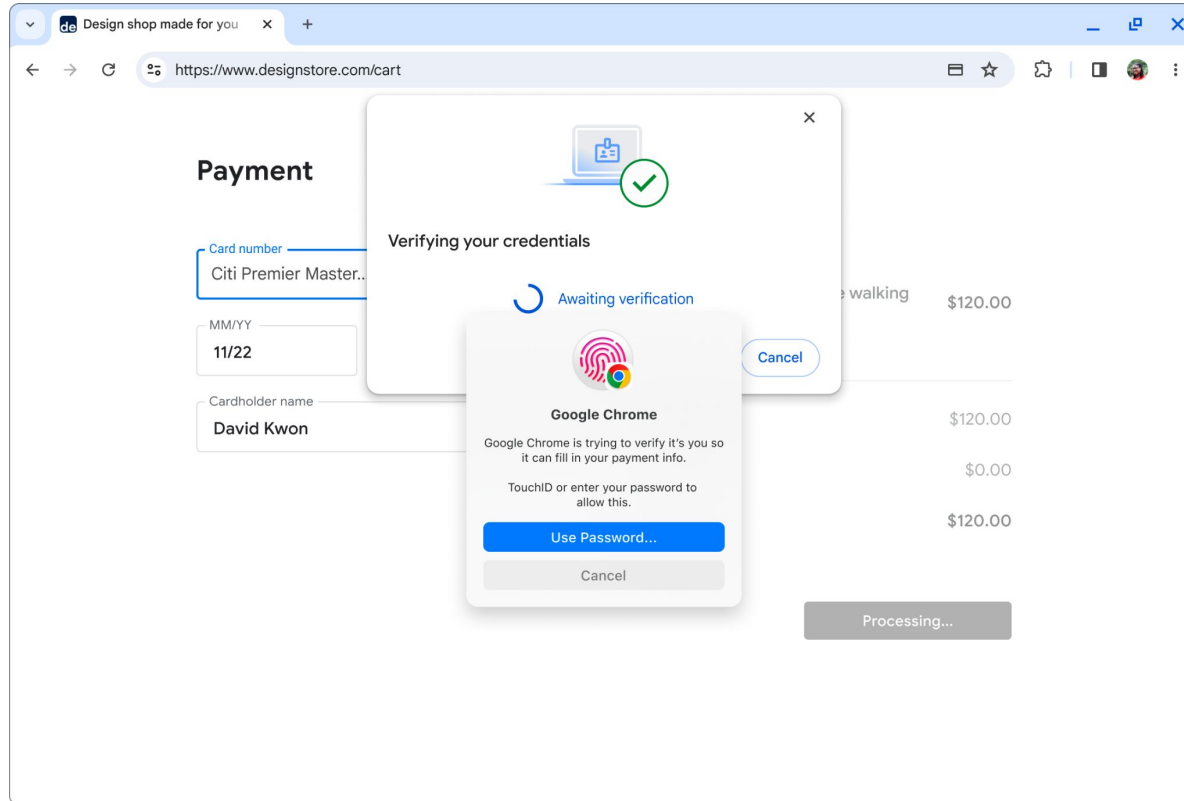
RP origin still not present - but is it useful?!

Still no separate network + payment instrument icons

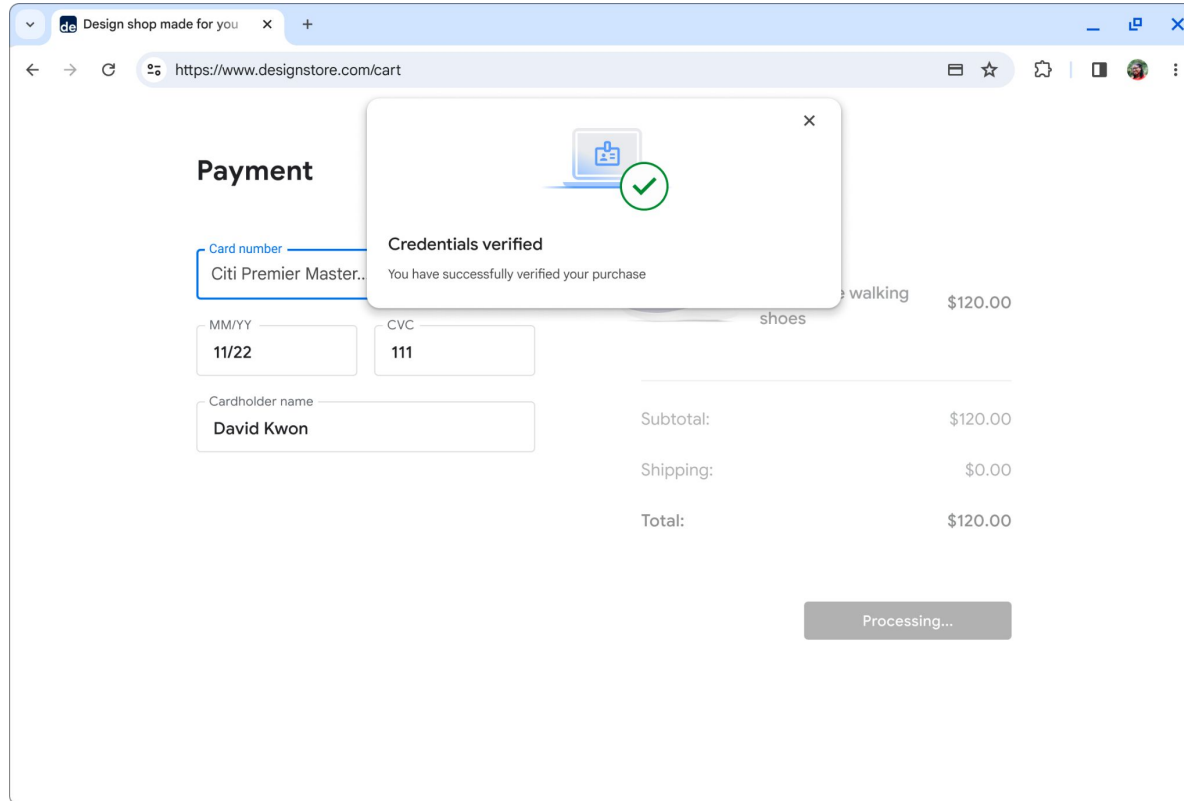
Issuer logo small + maybe mistaken for card?



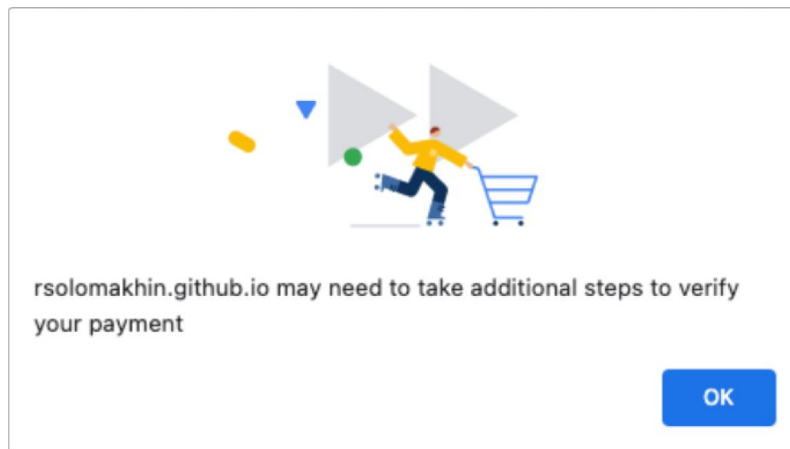
# Transaction UX - After continuing (MacOS)



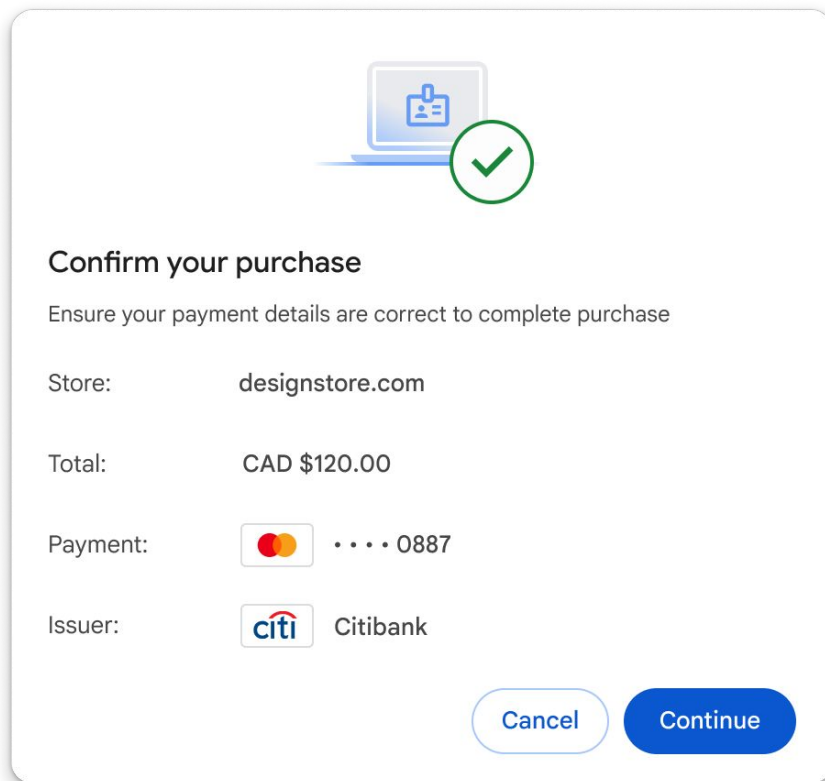
# Transaction UX - After continuing (MacOS)



# Fallback UX - Current (MacOS)



# Fallback UX - Possible future (MacOS)




The image shows a confirmation dialog box with a light blue header area. At the top center is an icon of a laptop with a calendar icon on its screen, overlaid with a green checkmark in a circle. Below the icon, the text 'Confirm your purchase' is displayed in bold. Underneath, a subtitle reads 'Ensure your payment details are correct to complete purchase'. The main content area lists purchase details: 'Store: designstore.com', 'Total: CAD \$120.00', 'Payment: [MasterCard logo] •••• 0887', and 'Issuer: [Citi logo] Citibank'. At the bottom right, there are two buttons: a white 'Cancel' button with a blue border and a blue 'Continue' button.


**Confirm your purchase**

Ensure your payment details are correct to complete purchase

Store: designstore.com


Total: CAD \$120.00

Payment:  •••• 0887

Issuer:  Citibank

[Cancel](#) [Continue](#)

# Fallback UX - Possible future (MacOS)


✕


**Verify to complete your purchase**

Your device will request you to use TouchID to verify your identity to complete your purchase


Store: designstore.com

Total: CAD \$120.00

Payment:  •••• 0887

Issuer:  Citibank

[Authenticate a different way](#) to verify your identity





**Confirm your purchase**

Ensure your payment details are correct to complete purchase

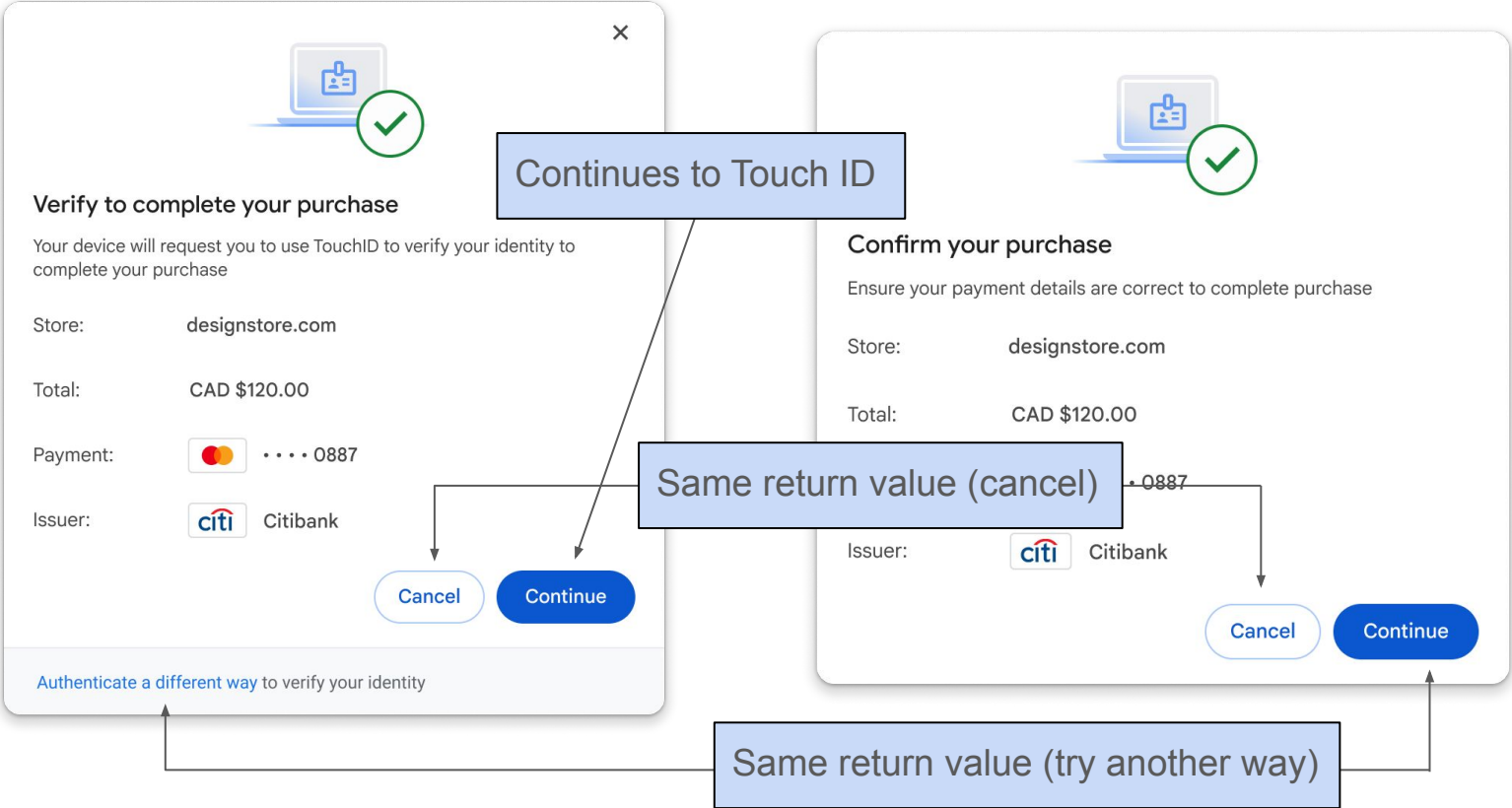
Store: designstore.com

Total: CAD \$120.00

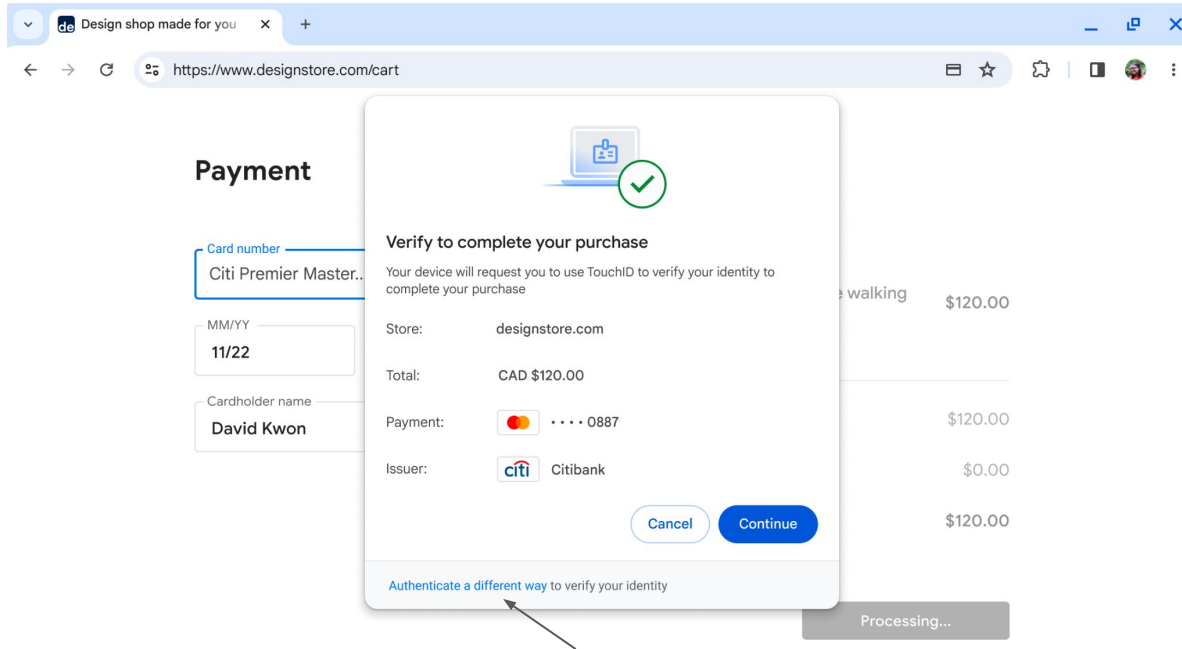
Payment:  •••• 0887

Issuer:  Citibank

# Fallback UX - Possible future (MacOS)



# Try another way - Should the dialog stick around?



# Try another way - Should the dialog stick around?

The screenshot shows a web browser window with the address bar displaying `https://www.designstore.com/cart`. The page content is partially obscured by a modal dialog box. The dialog box has a title "Verifying your credentials" and a sub-label "Awaiting verification" with a circular progress indicator. A "Cancel" button is visible in the bottom right corner of the dialog. In the background, a "Payment" section is visible with input fields for "Card number" (containing "Citi Premier Master..."), "MM/YY" (containing "11/22"), and "Cardholder name" (containing "David Kwon"). To the right, a table shows a subtotal of \$120.00, shipping of \$0.00, and a total of \$120.00. A "Processing..." button is located at the bottom right of the page.

**Payment**

Card number  
Citi Premier Master...

MM/YY  
11/22

Cardholder name  
David Kwon

Verifying your credentials

Awaiting verification

Cancel

Subtotal: \$120.00

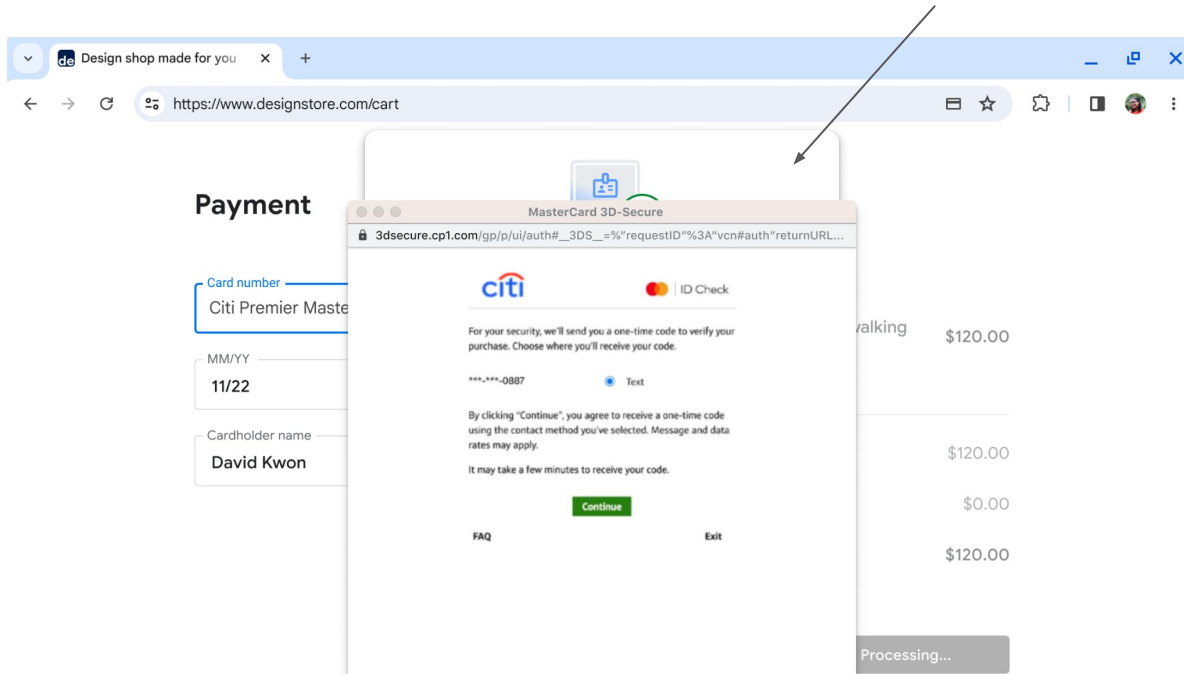
Shipping: \$0.00

Total: \$120.00

Processing...



# Try another way - Should the dialog stick around?



# Try another way - Should the dialog stick around?

The screenshot shows a web browser window with the address bar displaying `https://www.designstore.com/cart`. The page content is a payment form titled "Payment". A modal dialog box is overlaid on the form, containing a laptop icon with a green checkmark, the heading "Credentials verified", and the text "You have successfully verified your purchase".

The payment form includes the following fields:

- Card number: Citi Premier Master...
- MM/YY: 11/22
- CVC: 111
- Cardholder name: David Kwon

Below the form, there is a list of items and a summary table:

shoes	walking	\$120.00
Subtotal:		\$120.00
Shipping:		\$0.00
Total:		\$120.00

At the bottom right, there is a button labeled "Processing..."

# Questions from us

- “Store” field → Should that be reworded to something like "merchant"?
  - Or something else? Or an enum of choices? (kStore, kMerchant, ...?)
- What drives the desire/need for issuer/network icons to be larger?
  - Regulation requirement? Glanceability purposes? Other?
- “Issuer” field → we don't want to tie too tightly to card payments, thoughts on other terms we could use here?
  - Again, maybe could have an enum or optional map of additional info? additionalInfo: {kIssuer: { name: "Capital One", icon: {...}}, kNetwork: { ... }} ??

Discussion time!