

PWA in Sidebar

利用创新趋势提升用户体验

宋青见

2023年6月19日



主讲人简介

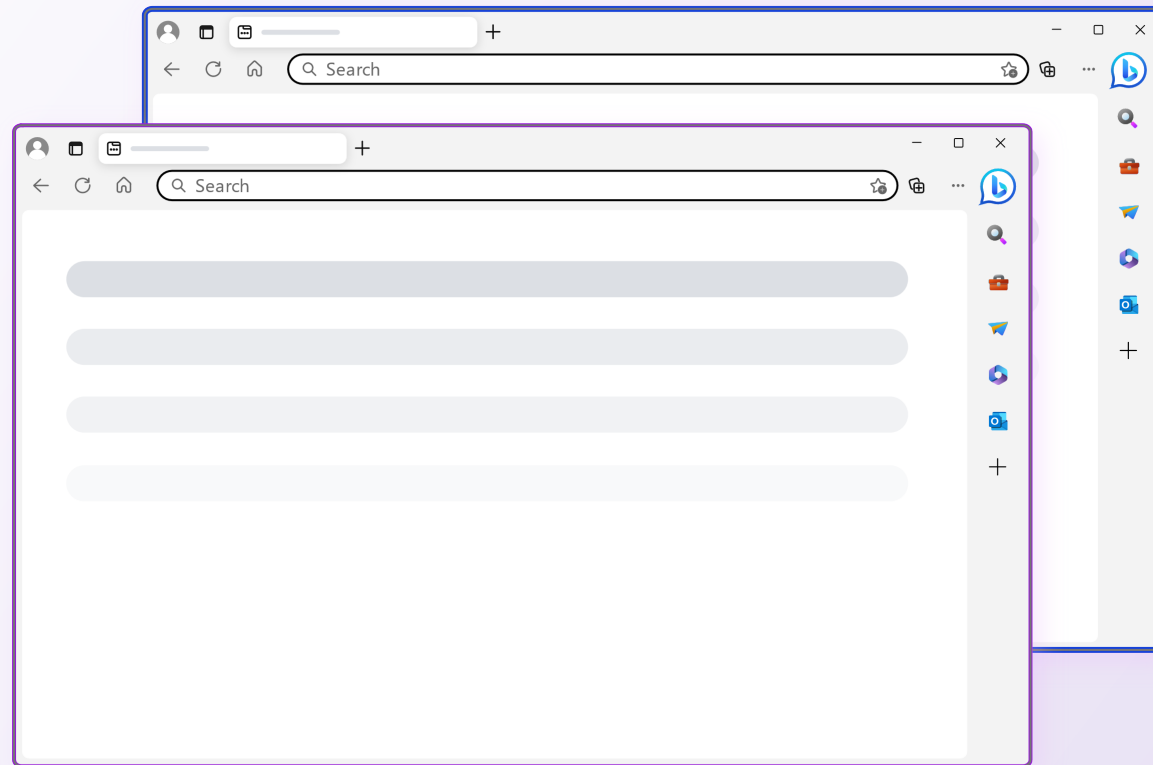


宋青见

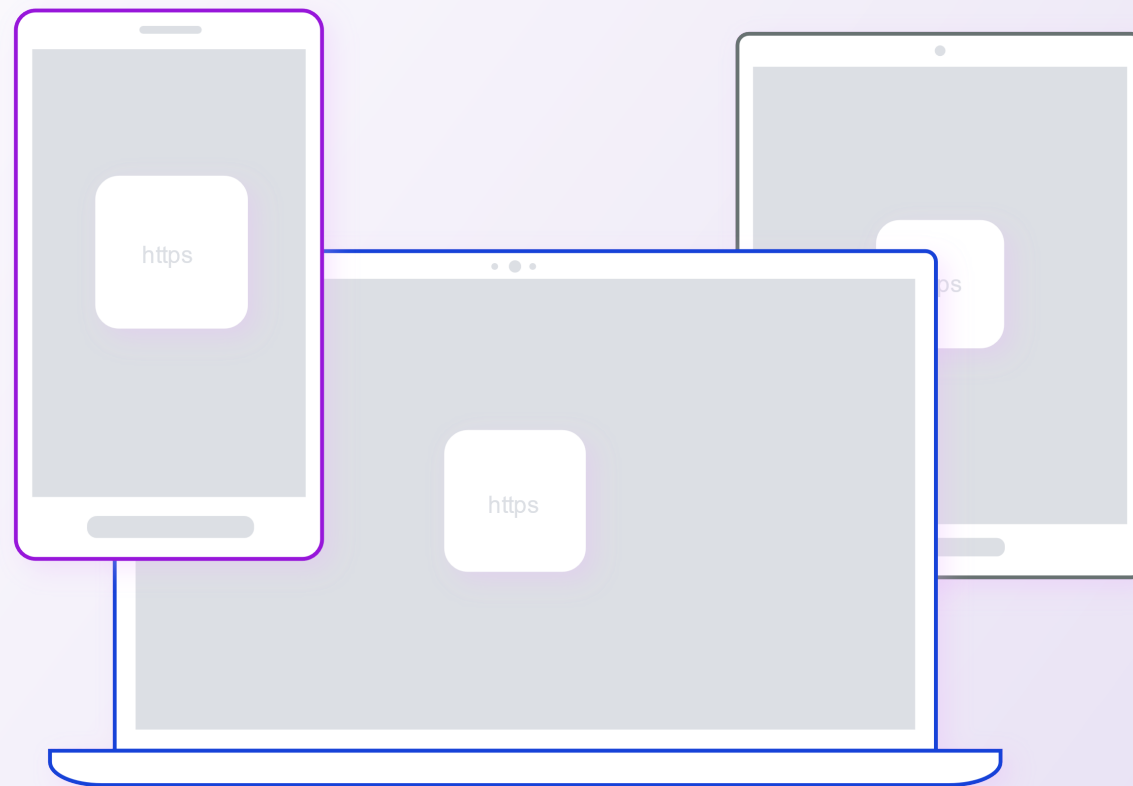
Microsoft Edge 浏览器·Web平台及开发者体验

首席产品经理

“基于**Web**标准，一次创建，
多浏览器，跨平台均可使用”



“使您的**Web**应用适应各种不同的设备和上下文
通过进行简单的编码增强”





Availability

In stock (451)

Categories

- Backpacking Tents (97)
- Camping Tents (85)
- Shelters (64)
- Roof-Top Tents (17)
- Hammock Tents (8)
- Shower Tents (5)
- Bivy Sacks (4)
- Tent Accessories (198)

Sleeping Capacity

- 1-Person (35)
- 2-Person (63)
- 3-Person (32)



The Family Retreat

\$499.00

★★★★☆ (468)

Compare



The Adventurer

\$329.00

★★★★☆ (46)

Compare



The Luxury Lodge

\$99.00

★★★★☆ (13)

Compare




利用创新趋势、提升用户体验

Developer Opportunity



新的用户和流量

**浏览器第二界面，
方便多任务场景.**



... 以最小的代价

**Web app manifest 的简单改变；
移动页面设计可以重返桌面.**

How to Build a Sidebar App

1. Configure your site's web app manifest

You do not have to make your PWA installable or replace your existing native client.

```
{
  "name": "Sidebar Progressive Web App",
  "short_name": "Sidebar PWA",
  "description": "Example PWA optimized for Microsoft Edge's sidebar.",
  "categories": ["utilities", "education"],
  "icons": [
    {
      "src": "./favicon-48.png",
      "sizes": "48x48"
    },
    {
      "src": "./favicon-96.png",
      "sizes": "96x96"
    },
    {
      "src": "./favicon-128.png",
      "sizes": "128x128"
    }
  ],
  "start_url": "/",
  "theme_color": "#181c25",
  "background_color": "#181c25",
  "display": "standalone",
  "edge_side_panel": {
  }
}
```

How to Build a Sidebar App

1. Configure your site's web app manifest

You do not have to make your PWA installable or replace your existing native client.

```
{  
  "name": "Sidebar Progressive Web App",  
  "short_name": "Sidebar PWA",  
  "description": "Example PWA optimized for Microsoft Edge's sidebar.",  
  "categories": ["utilities", "education"],  
  "icons": [  
    {  
      "src": "./favicon-48.png",  
      "sizes": "48x48"  
    },  
    {  
      "src": "./favicon-96.png",  
      "sizes": "96x96"  
    },  
    {  
      "src": "./favicon-128.png",  
      "sizes": "128x128"  
    }  
  ],  
  "start_url": "/",  
  "theme_color": "#181c25",  
  "background_color": "#181c25",  
  "display": "browser",  
  "edge_side_panel": {  
  }  
}
```

How to Build a Sidebar App

2. Add the `edge_side_panel` member to your manifest

This signals intent for sidebar promotion.

Edge will also use:

- `name`
- `short_name`
- `description`
- `icons`
- `categories`

```
{  
  
  "name": "Sidebar Progressive Web App",  
  "short_name": "Sidebar PWA",  
  "description": "Example PWA optimized for Microsoft Edge's sidebar.",  
  "categories": ["utilities", "education"],  
  "icons": [  
    {  
      "src": "./favicon-48.png",  
      "sizes": "48x48"  
    },  
    {  
      "src": "./favicon-96.png",  
      "sizes": "96x96"  
    },  
    {  
      "src": "./favicon-128.png",  
      "sizes": "128x128"  
    }  
  ],  
  "start_url": "/",  
  "theme_color": "#181c25",  
  "background_color": "#181c25",  
  "display": "browser",  
  "edge_side_panel": {  
  }  
}
```

How to Build a Sidebar App

3. Support a minimum width of 376px and implement a responsive user interface

You can override the default width via the `preferred_width` property

```
{  
  "name": "Sidebar Progressive Web App",  
  "short_name": "Sidebar PWA",  
  "description": "Example PWA optimized for Microsoft Edge's sidebar.",  
  "categories": ["utilities", "education"],  
  "icons": [  
    {  
      "src": "./favicon-48.png",  
      "sizes": "48x48"  
    },  
    {  
      "src": "./favicon-96.png",  
      "sizes": "96x96"  
    },  
    {  
      "src": "./favicon-128.png",  
      "sizes": "128x128"  
    }  
  ],  
  "start_url": "/",  
  "theme_color": "#181c25",  
  "background_color": "#181c25",  
  "display": "browser",  
  "edge_side_panel": {  
    "preferred_width": 460  
  }  
}
```

How to Build a Sidebar App

4. Sidebar apps receive a desktop user-agent. check the client hint for the Edge Side Panel brand

You can serve a tailored UI variant for the sidebar.

https

```
Sec-CH-UA: "Microsoft Edge"; v="112", "Edge Side Panel";v="1", "Placeholder;Browser Brand";v="99"
```

JavaScript

```
const brands = navigator.userAgentData.brands;
const sidebarBrandInfo = brands.find(b =>b.brand === "Edge Side Panel");
if (sidebarBrandInfo) {
  console.log(sidebarBrandInfo); // {brand: "Edge Side Panel",version "1"}
} else {
  console.log("App is not running in the Microsoft Edge sidebar");
}
```

公诉


即将上线

鞠婧祎郭俊辰三界情缘


立即预约

- VIP 公诉
- 首播·迪丽热巴佟大为跨国追踪
- 30以下男人不建议玩
- 熟年
- 页游微变版! 超级爽服
- 来活了兄弟
- 萌探探探案3
- 老传奇新打金, 刀刀爆
- 中国说唱2023
- 异能世界 跨越时空
- 我是学校唯一的人类

猜你喜欢 张楠: 想尝试演狂飙里的大嫂



中国说唱巅峰对决2023 ... 2V2吞并赛来袭



人生之路 陈晓李沁重返80年代



新猫和老鼠 第4季 现代版全新猫鼠4



热点关注 神舟十六号发射升空

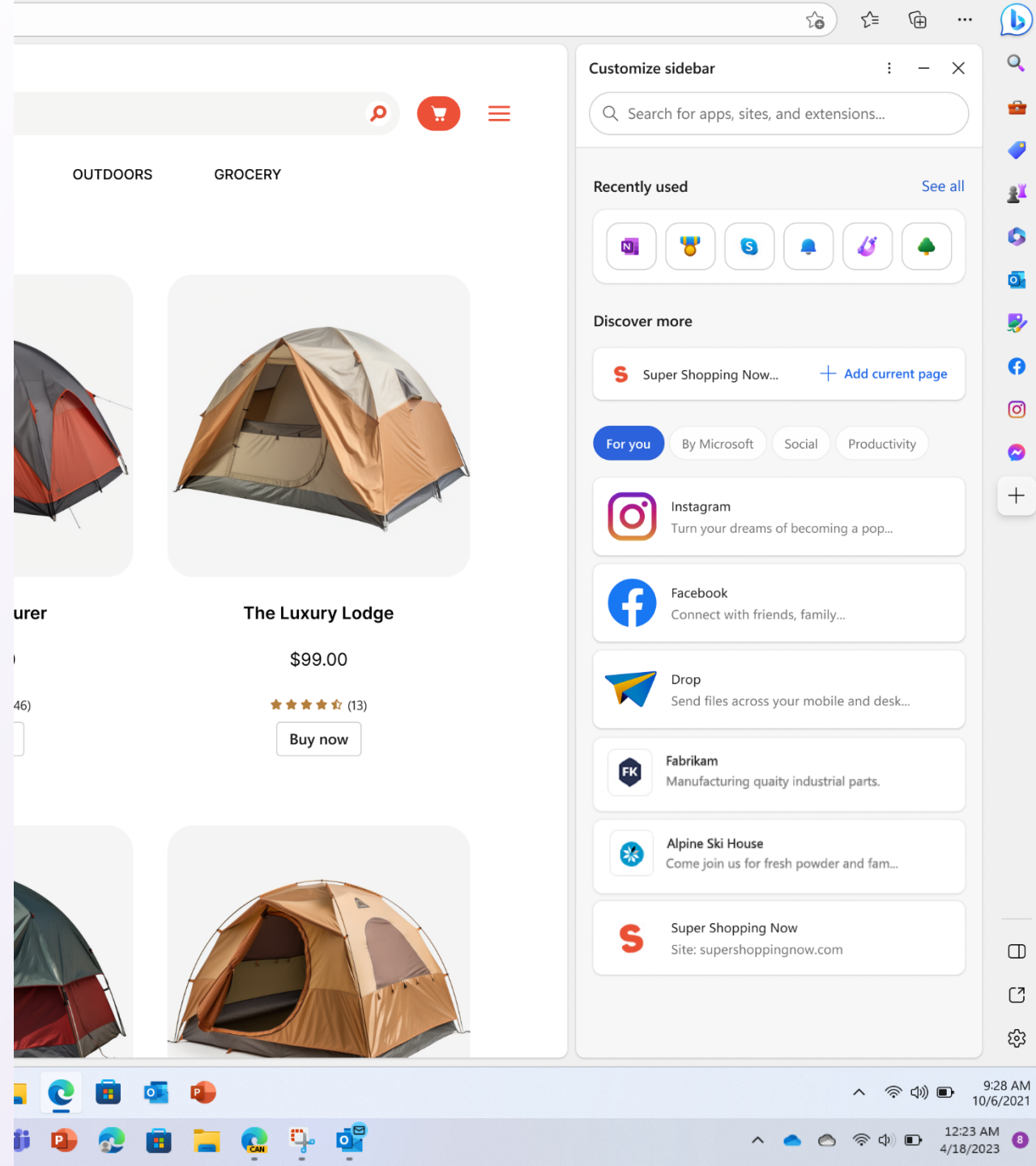


点击下载, 立即开战!

触达更多用户

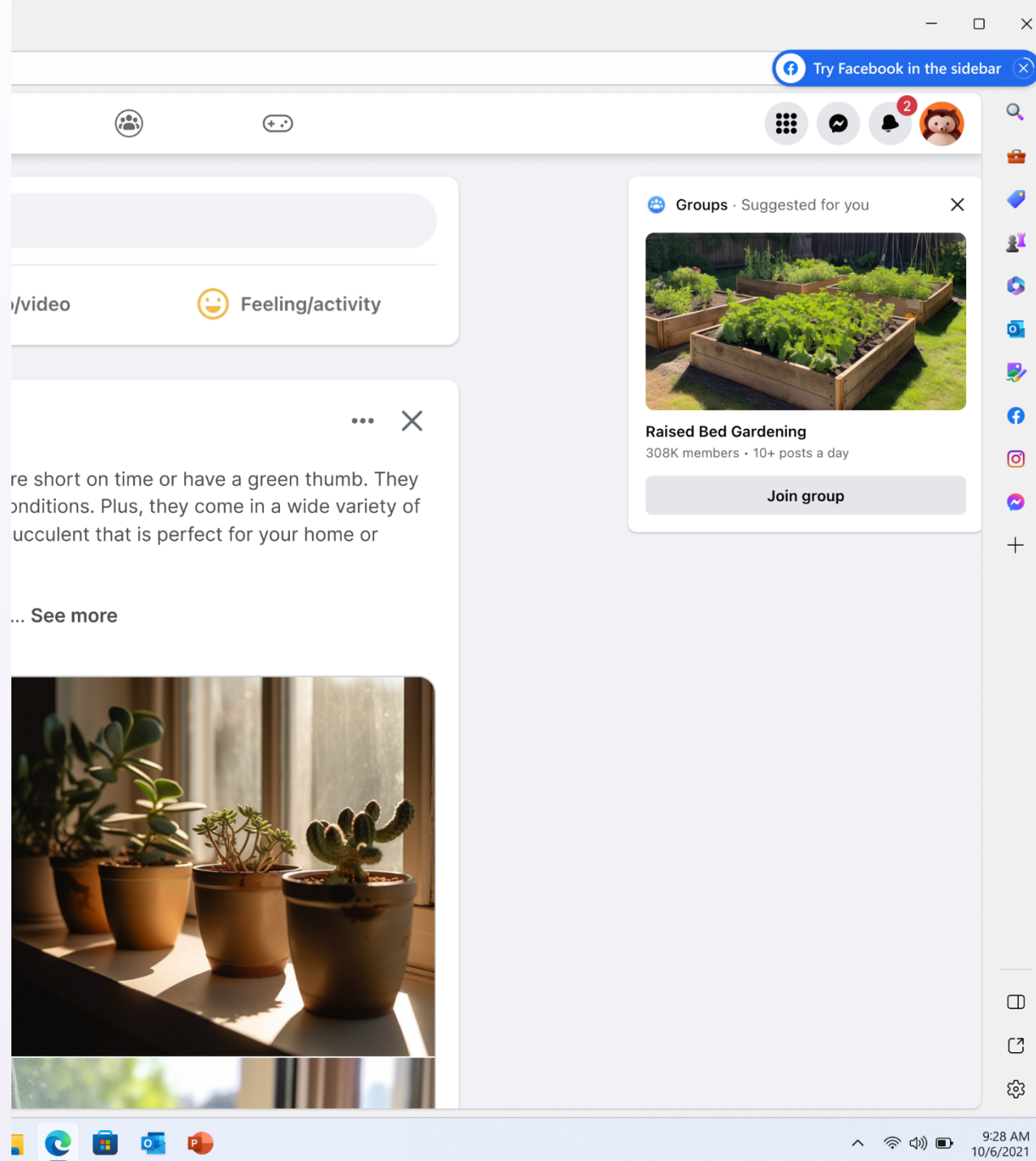
个性化推荐

The web app manifest is used to create product listings



触达更多用户

浏览器内的工具提示



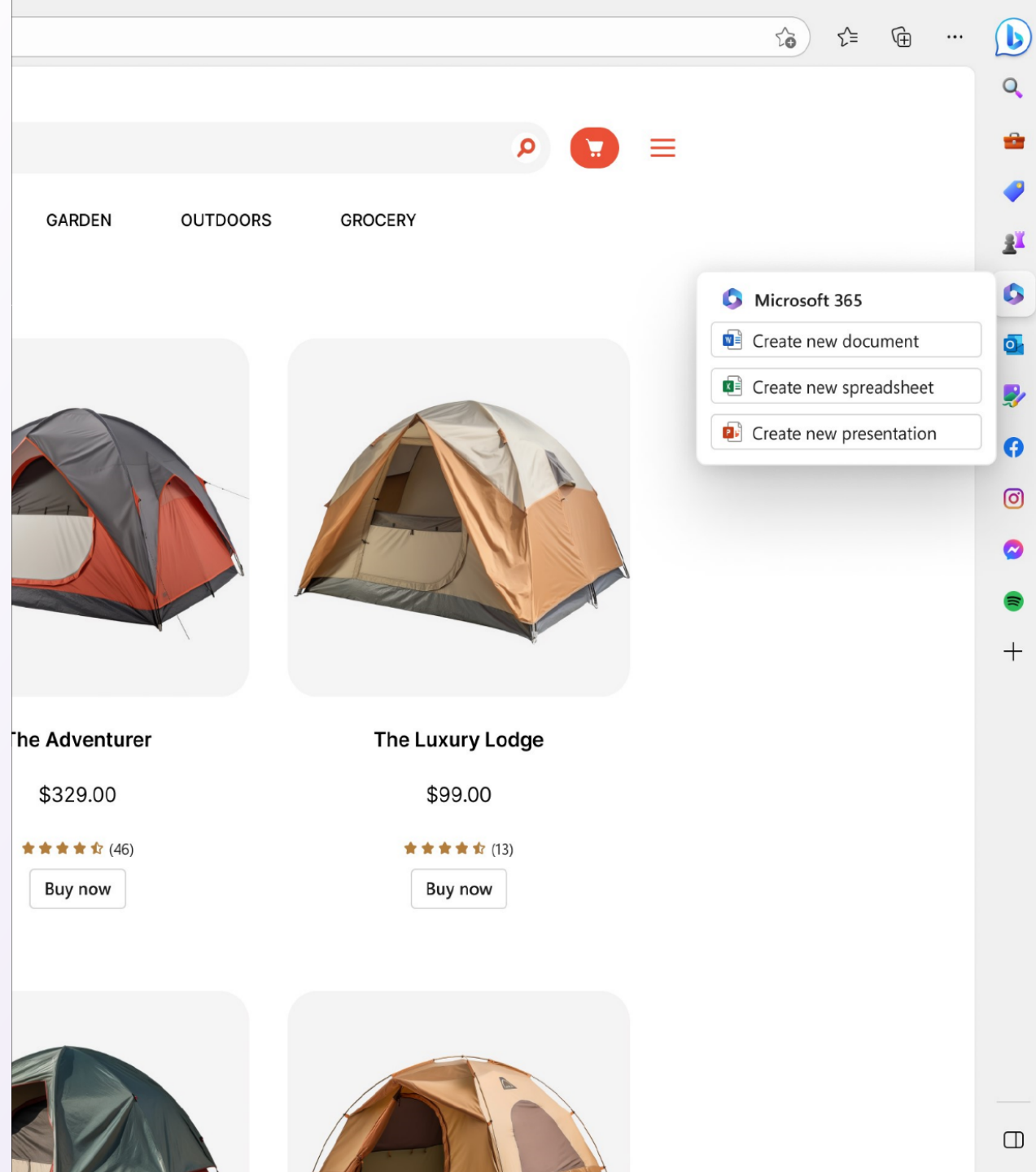
下一步的计划

More PWA capabilities for sidebar apps

shortcuts

start_url

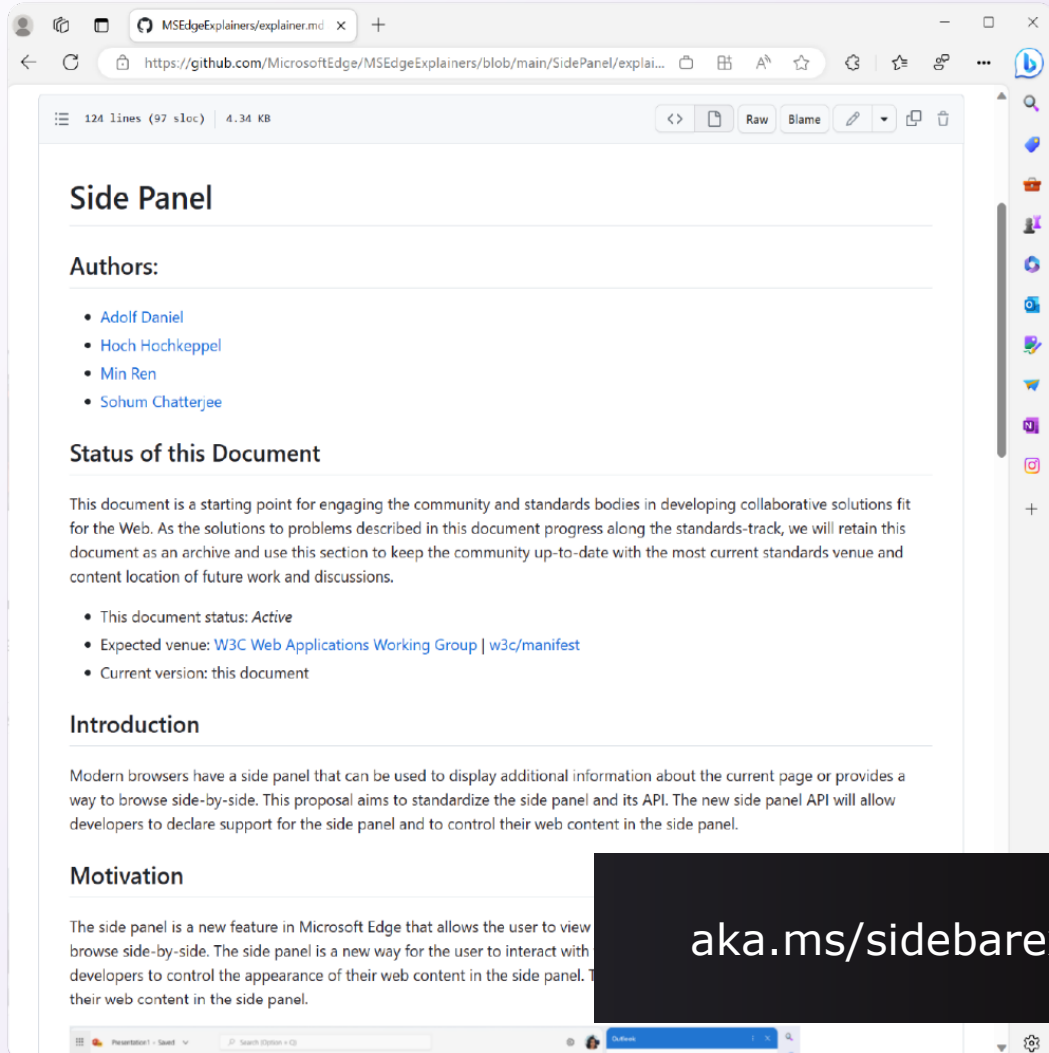
richer push notifications ... and more.



下一步的计划

Standardize the side_panel member

You can contribute to the public explainer



The screenshot shows a web browser displaying a GitHub explainer page for the Side Panel API. The page title is "Side Panel" and it lists authors: Adolf Daniel, Hoch Hochkeppel, Min Ren, and Sohum Chatterjee. The "Status of this Document" section indicates it is active, with an expected venue of W3C Web Applications Working Group | w3c/manifest. The "Introduction" section states that modern browsers have a side panel for displaying additional information, and this proposal aims to standardize it. The "Motivation" section explains that the side panel is a new feature in Microsoft Edge for viewing content side-by-side.

124 lines (97 sloc) | 4.34 KB

Side Panel

Authors:

- [Adolf Daniel](#)
- [Hoch Hochkeppel](#)
- [Min Ren](#)
- [Sohum Chatterjee](#)

Status of this Document

This document is a starting point for engaging the community and standards bodies in developing collaborative solutions fit for the Web. As the solutions to problems described in this document progress along the standards-track, we will retain this document as an archive and use this section to keep the community up-to-date with the most current standards venue and content location of future work and discussions.

- This document status: Active
- Expected venue: [W3C Web Applications Working Group | w3c/manifest](#)
- Current version: this document

Introduction

Modern browsers have a side panel that can be used to display additional information about the current page or provides a way to browse side-by-side. This proposal aims to standardize the side panel and its API. The new side panel API will allow developers to declare support for the side panel and to control their web content in the side panel.

Motivation

The side panel is a new feature in Microsoft Edge that allows the user to view browse side-by-side. The side panel is a new way for the user to interact with developers to control the appearance of their web content in the side panel. T their web content in the side panel.

aka.ms/sidebarexplainer

如何开始?



文档和示例

Checkout docs & samples at
aka.ms/sidebar docs


Learn more about PWAs at
aka.ms/pwa



标准化说明

Public Explainer

Provide feedback at aka.ms/sidebar explainer



开始构建

Available publicly in
Edge Insider

Build your sidebar app today!