



Testing Semantic Interoperability

Soumya Kanti Datta
Research Engineer
Email – dattas@eurecom.fr





Academia



Industry and Institutions



Roadmap

- Introduction
- Testing Semantic Interop
- Survey
- Conclusion

Introduction

- Interoperability - key to achieve the full potential of the IoT market.
- Due to the highly dynamic nature of the IoT, a strong need of interoperability at data level has emerged so that it becomes easier to combine/aggregate, process, manage and store the data/event coming from heterogeneous data sources.
- Semantic interoperability is a way to address the problem.

Introduction

- We need tests that validate the semantic compliance and interoperability among IoT systems.
 - To boost the acceptance and adoption of the semantic technologies by the IoT market.
- Testing semantic interoperability is identified as a gap in the current IoT research and industrial initiatives.
- SemTest, an Industrial Extension of EU H2020 F-Interop project addresses this part.

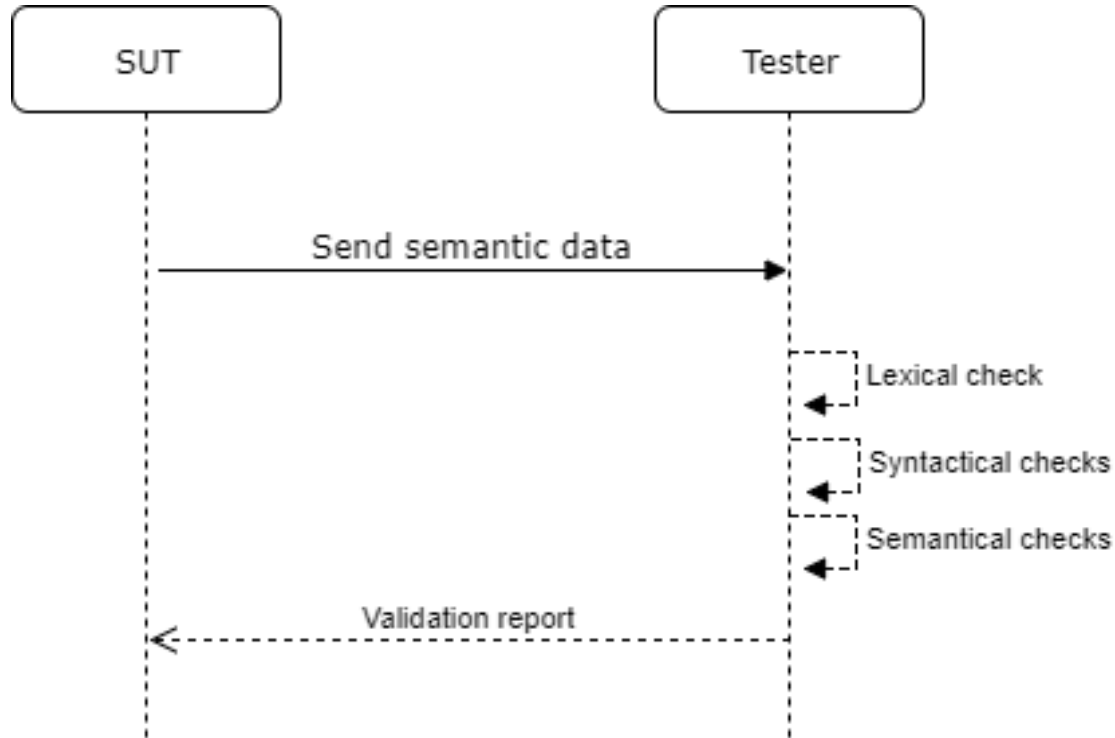
Two Types of Testing

- Conformance testing
 - To test if a piece of semantic data conform to a reference ontology
- Interoperability testing
 - To check if two parties understand correctly the exchanged semantic data

Requirements – Conformance Test

- Lexical check
- Syntactic check
 - Untyped of resources and literals
 - Ill-formed URIs
 - Problematic prefix and namespaces
 - Unknown classes and properties
- Semantic checks
 - Cardinality inconsistency
 - Problematic relationship or inheritance

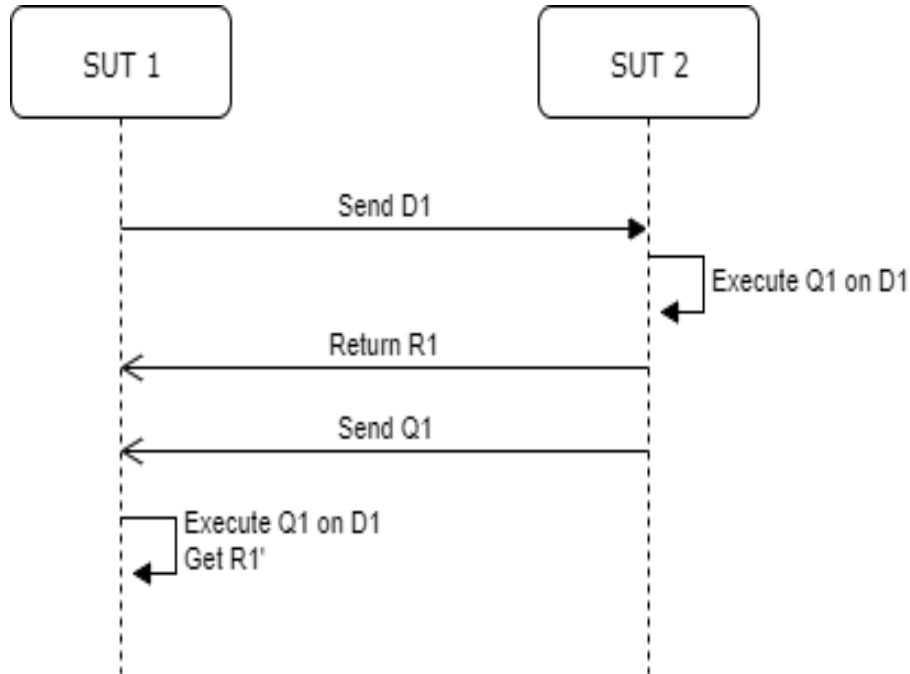
Conformance Test Scenario



Requirements – Semantic Interop Test

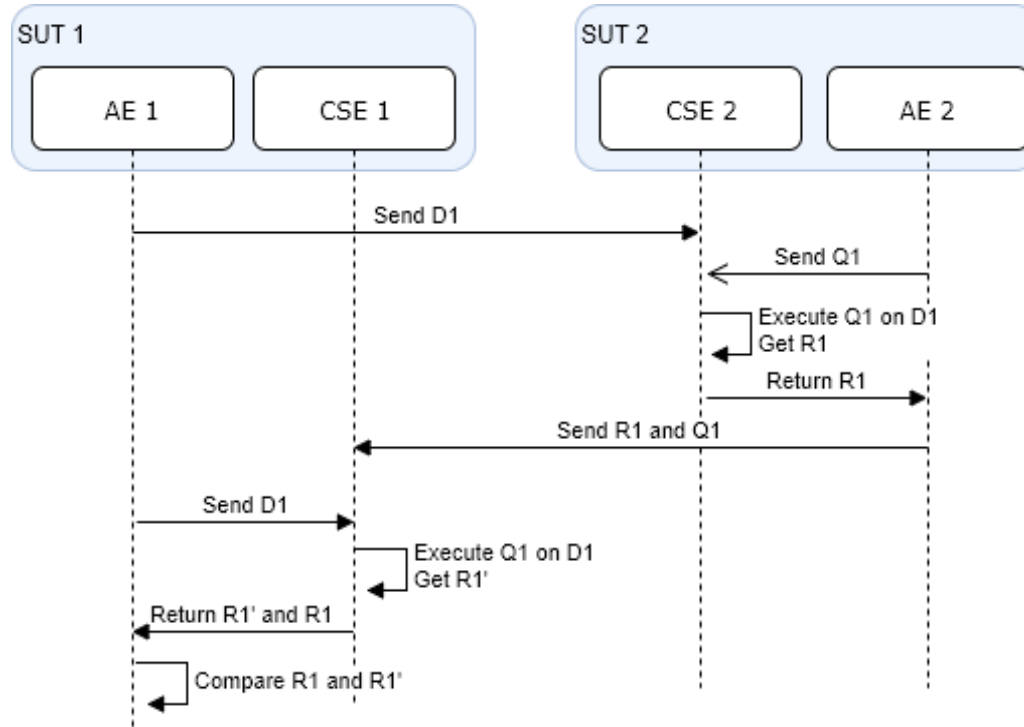
- Communication level check
- Lexical/format level check
- Data processing check

Semantic Interop Testing Scenario



Objective	Test the semantic processing results from two systems
Pre-test condition	SUT1 and SUT2 both have semantic query processing capability Transmitted semantic data (D1) have been validated its conformance SPARQL query Q1 is prepared
Test Sequence	
Step	Description
1	SUT 1 sends its semantic data D1 annotated to SUT 2
2	SUT 2 executes query Q1 upon the semantic data received D1, for example, to execute a query to get the resources that has X property(ies). SUT 2 gets result of the execution R1
3	SUT 2 sends the result R1 to SUT 1.
4	SUT 2 sends the query Q1 to SUT 1
5	SUT 1 executes the received query Q1 upon D1 and gets the result R1'
6	SUT 1 compares R1 and R1'. R1 and R1' are equivalent

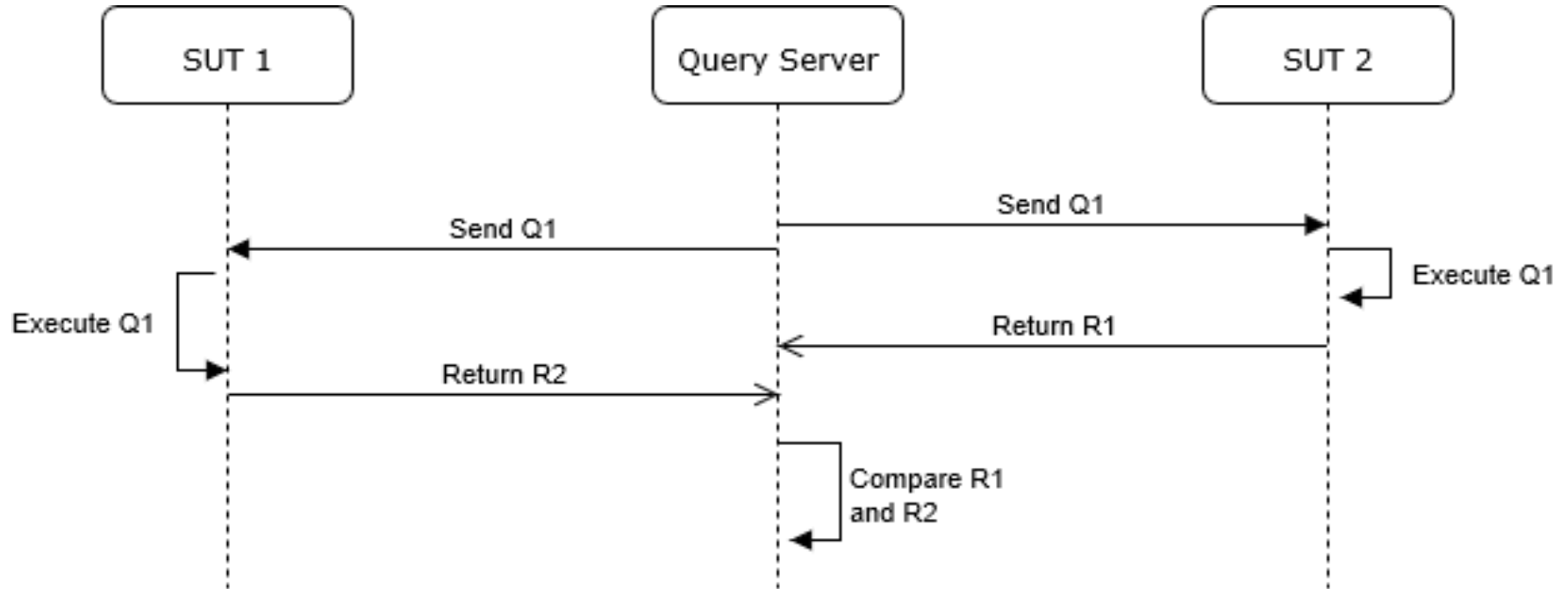
Semantic Interop Testing and oneM2M



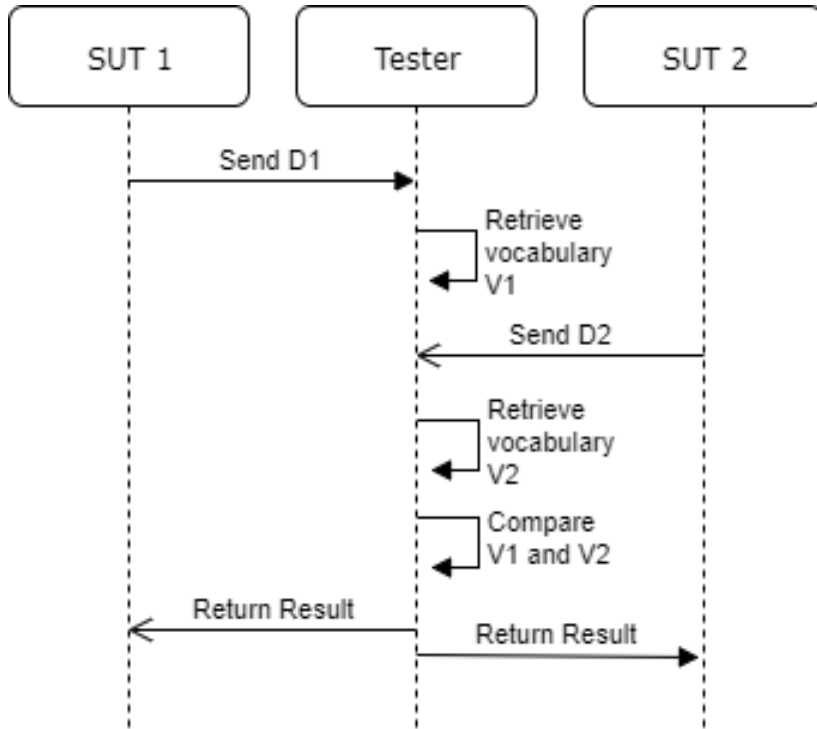
AE – Application Entity

CSE – Common Service Entity

Semantic Interoperability Between Systems Scenario Architecture

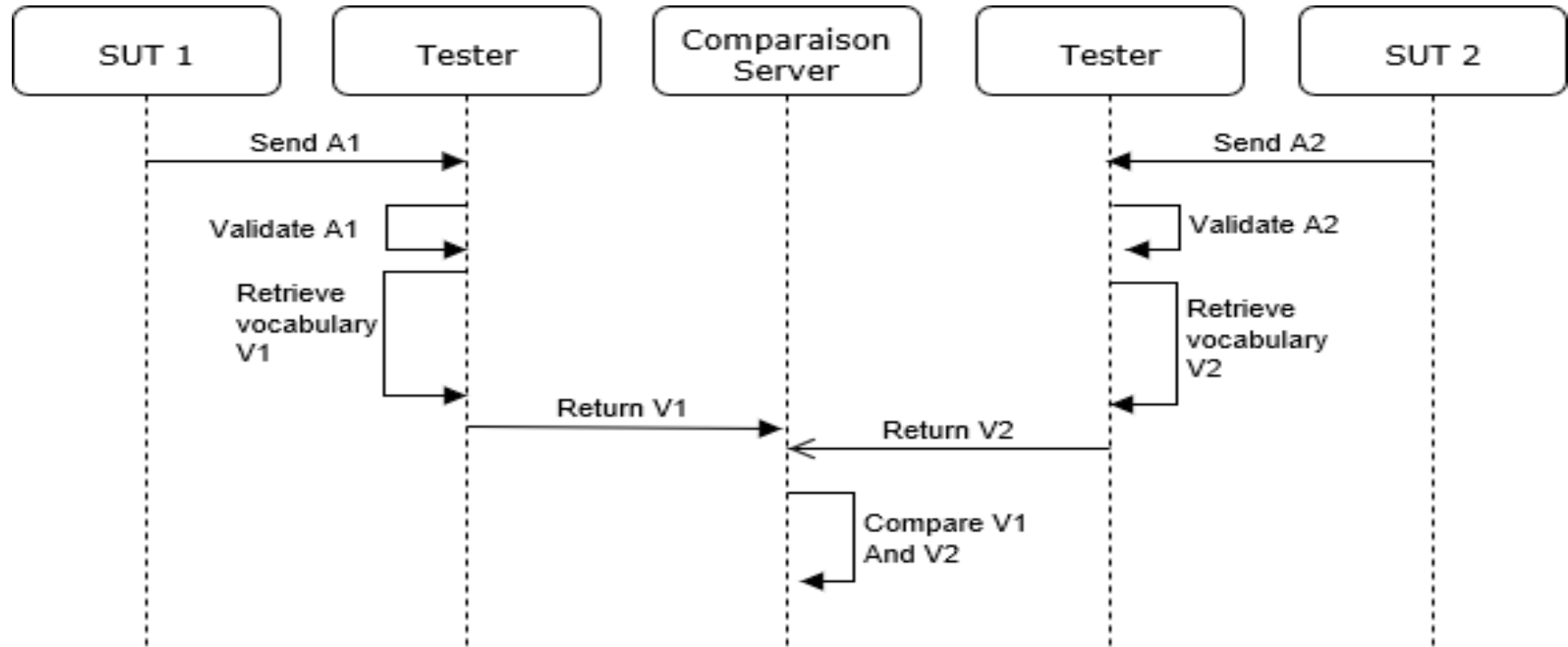


Interoperability at Data Level



Objective	Test the semantic data for checking if they share the same vocabulary
Pre-test condition	Transmitted semantic data (D1 and D2) have been validated its conformance
Test Sequence	
Step	Description
1	SUT 1 submits semantic data D1 to a third-party module (Tester)
2	Tester retrieves the vocabulary of D1: V1
3	SUT 2 submits semantic data D2 to Tester
4	Tester retrieves the vocabulary of D2: V2
5	Tester compare V1 and V2. They are identical to be interoperable 100%
6	The result from the previous step is communicated to SUT 1 and SUT 2

Data Level Interoperability Scenario Architecture



Survey

- Please complete our survey on Testing Semantic Interoperability (takes ~5 minutes)
 - <https://goo.gl/forms/h3wgsyOpztxA3lSG2>

Conclusion

- Testing for semantic interoperability is necessary in IoT.
- We propose two types of tests.
- Test scenarios are proposed to implement the semantic conformance and interoperability tests.
- Future work - we will implement the tests within the F-interop platform and report our results.

Acknowledgement

- SemTest is an Industrial Extension of F-Interop EU H2020 Project. F-Interop has received funding from the European Union's Horizon 2020 research and innovation programme under grant agreement No 687884.
- SemTest is a joint project between Easy Global Market and EURECOM.



Thank You

- Email: dattas@eurecom.fr
- Website: <http://iot.eurecom.fr/>

