

Leader examples

fo:leader is mainly used a) in table-of-contents to generate sequences of "." glyphs that separate titles from page numbers b) to create entry fields in fill-in-the-blank forms c) to create horizontal rules for use as separators. You define the look and use of fo:leader with the property "leader-pattern". It can have the following values: a) space. This just creates an space. b) dots. This creates a sequence of "." c) rule. This creates a line. d) use-content. This creates a repeating pattern of the content of fo:leader (not supported yet by Fop).

The dimensions of fo:leader are determined by the compound property leader-length. It consists of the 3 sub values: leader-length.minimum (default = 0), leader-length.optimum (default = 12pt), leader-length.maximum (default = 100%). If you want to make sure, that leader-length has a fixed size, you should use the compound property (p.e. leader-length="5cm"). If you want to fill the rest of the remaining space with dots in a table of content, you can use the default values.

leader with leader-pattern="space"

Entry 1	p. 12	
Entry 2	p. 24	
Left side	middle	right side

Using fo:leader with leader-pattern="dots"

There are two properties which allow you to specify the looks of the dotted line. First "leader-pattern-width". It specifies the length of one dot and the space up to the next dot. Second leader-alignment. It can be used to make sure, the dots in different lines are parallel (only value "reference-area" is supported).

Entry 1p. 12
Entry 2p. 24

Using fo:leader with leader-pattern="dots" and leader-pattern-width="5pt" and "8pt"

Entry 1p. 12
Entry 2p. 24
Entry 1p. 12
Entry 2p. 24

Using fo:leader with leader-pattern="dots" in a list

Using fo:leader with leader-pattern="dots", leader-pattern-width="5pt" and "8pt", leader-alignment="reference-area"

Entry 1p. 12
Entry 2p. 24
Entry 3 is longerp. 36
Entry 4 is even longerp. 48
1p. 12
Entry 2p. 24
Entry 3 is longerp. 36
Entry 4 is even longerp. 48
· Entry 1p. 12
· Entry 2p. 24

Using fo:leader with leader-pattern="dots" in a table

Entry 1p. 12
Entry 2p. 24

Table of Content


shows the use of leader properties in combination to build a table of content. Following values are used for the leader: leader-pattern="dots" leader-pattern-width="8pt" leader-alignment="reference-area" no leader-length is specified, so the default values are used (min: 0, opt: 12pt, max: 100%)

A)This is some longer sample text...	1
B)Some text...	2
C)Text...	3
D)This text is even longer than the first entry ...	4
E)Shorter text example...	5


Leader with leader-pattern="rule"

text before the rule (start) _____ text after the rule
 text before the rule (center) _____ text after the rule
 text before the rule (end) _____ text after the rule


Here are some fo:leader with the property rule and different rule styles (solid, dashed, dotted, double, groove, ridge the last one with colored backgrounds to the effect)



Here are 4 fo:leader with increasing rule-thickness (1pt, 2pt, 3pt, 4pt)



Here are 4 fo:leader with increasing rule-thickness (1pt, 2pt, 3pt, 4pt) and leader-length: 25%, 50%, 75%, 100%



Using leader in combination with justified text

Here is some longer text. Here is some longer text. Here is some longer text. Here comes the leader (dots width 8pt):Here is some longer text. Here is some longer text. Here is some longer text. Here is some longer text. Here is some longer text.

Here is some longer text. Here is some longer text. Here is some longer text. Here comes the leader (dots width 5pt):Here is some longer text. Here is some longer text. Here is some longer text. Here is some longer text. Here is some longer text.

Here is some longer text. Here is some longer text. Here is some longer text. Here comes the leader (dots):Here is some longer text. Here is some longer text. Here is some longer text. Here is some longer text. Here is some longer text.

Here is some longer text. Here is some longer text. Here is some longer text. Here comes the leader (rule):
_____Here is some longer text. Here is some longer text. Here is some longer text.

Here is some longer text. Here is some longer text.

Here is some longer text. Here is some longer text. Here is some longer text. Here comes the leader (space):

Here is some longer text. Here is some longer text. Here is some longer text.

Here is some longer text. Here is some longer text.