

Block Properties - Background Images

This text consists of a series of paragraphs, each having the same background image (three coloured spots). The paragraphs differ in the position and tiling of the image. All paragraphs have background color set to light grey (#E0E0E0) and a thin dotted black border around. Padding is 18 points from top and bottom, and 6 points from left and right. There should be a space of 12 pt between the paragraphs.

In this paragraph, the background image should not be repeated . It is positioned in the center, both vertically and horizontally.



In this paragraph, the background image should not be repeated . It is positioned in the right bottom corner of the frame.



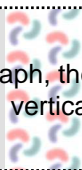
In this paragraph, the background image should not be repeated . Its position is (25%, 75%); it means that the point 25% across and 75% down the image coincides with the point 25% across and 75% down the frame.



In this paragraph, the background image should not be repeated . Its upper left corner is located 1 inch above and 1 inch to the left of the border's upper left corner (position displacement values are negative). It means that the image should not be visible any more.



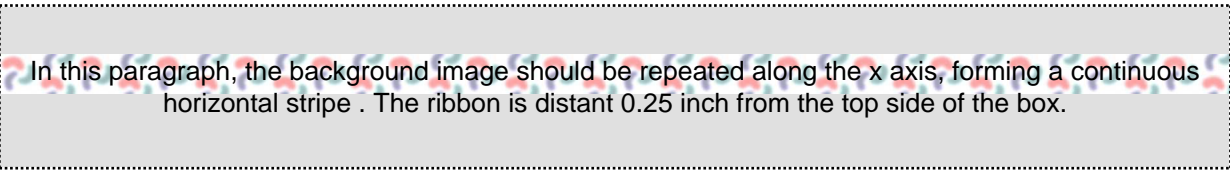
In this paragraph, the background image should be repeated along the y axis, forming a continuous vertical stripe . The ribbon is attached to the left side of the box.



In this paragraph, the background image should be repeated along the y axis, forming a continuous vertical stripe . The ribbon is distant 1 inch from the left side of the box.



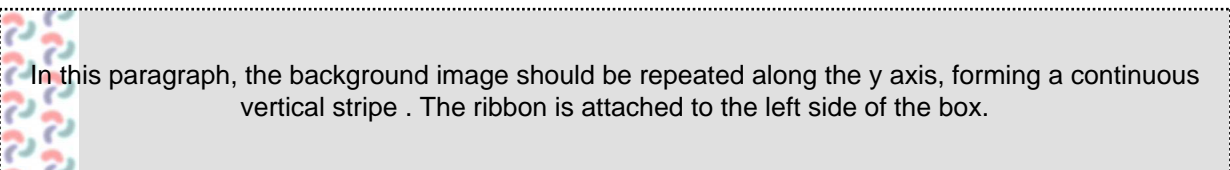
In this paragraph, the background image should be repeated along the x axis, forming a continuous horizontal stripe . The ribbon is attached to the top of the box.

A horizontal stripe of a repeating pattern of red, green, and blue interlocking shapes.

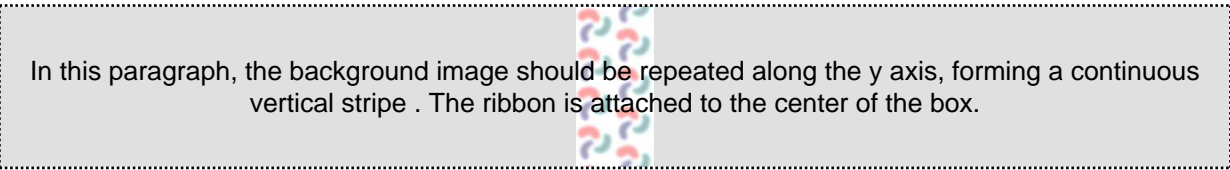
In this paragraph, the background image should be repeated along the x axis, forming a continuous horizontal stripe . The ribbon is distant 0.25 inch from the top side of the box.

The entire area is covered by a repeating pattern of red, green, and blue interlocking shapes.

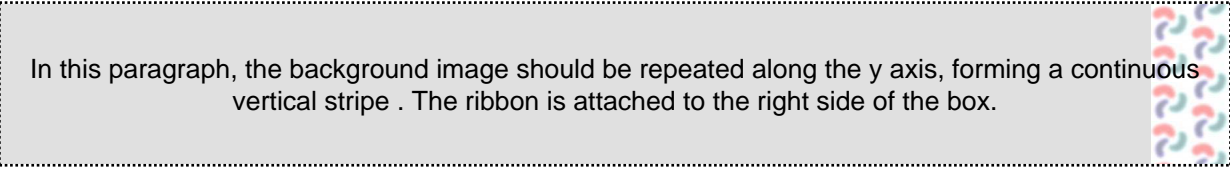
In this paragraph, the background image should be repeated along both axes, covering the background completely .

A vertical stripe of a repeating pattern of red, green, and blue interlocking shapes on the left side of the box.

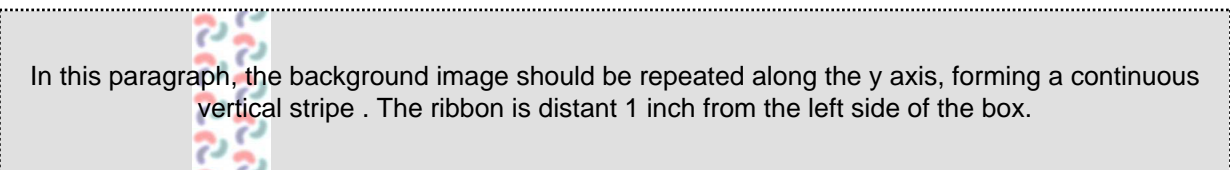
In this paragraph, the background image should be repeated along the y axis, forming a continuous vertical stripe . The ribbon is attached to the left side of the box.

A vertical stripe of a repeating pattern of red, green, and blue interlocking shapes in the center of the box.

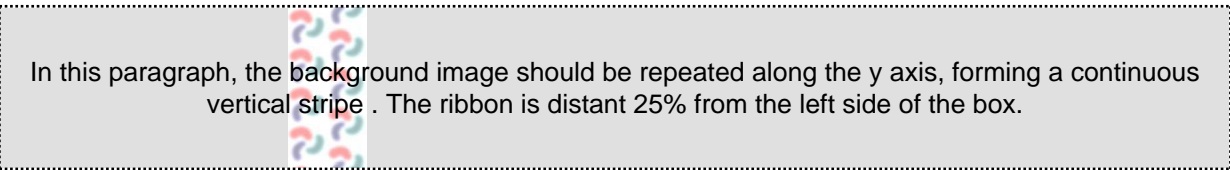
In this paragraph, the background image should be repeated along the y axis, forming a continuous vertical stripe . The ribbon is attached to the center of the box.

A vertical stripe of a repeating pattern of red, green, and blue interlocking shapes on the right side of the box.

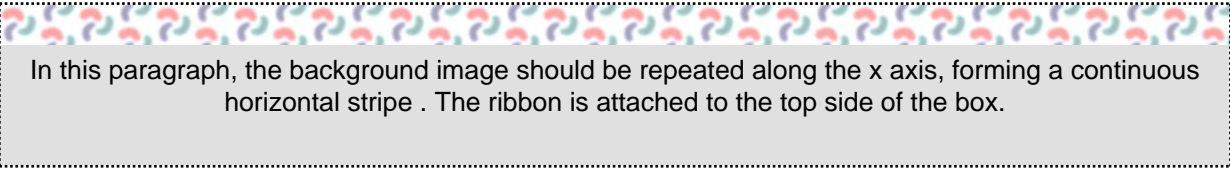
In this paragraph, the background image should be repeated along the y axis, forming a continuous vertical stripe . The ribbon is attached to the right side of the box.

A vertical stripe of a repeating pattern of red, green, and blue interlocking shapes 1 inch from the left side of the box.

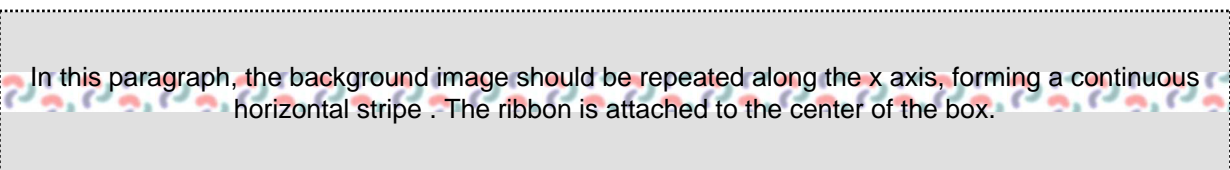
In this paragraph, the background image should be repeated along the y axis, forming a continuous vertical stripe . The ribbon is distant 1 inch from the left side of the box.

A vertical stripe of a repeating pattern of red, green, and blue interlocking shapes 25% from the left side of the box.

In this paragraph, the background image should be repeated along the y axis, forming a continuous vertical stripe . The ribbon is distant 25% from the left side of the box.

A horizontal stripe of a repeating pattern of red, green, and blue interlocking shapes.

In this paragraph, the background image should be repeated along the x axis, forming a continuous horizontal stripe . The ribbon is attached to the top side of the box.

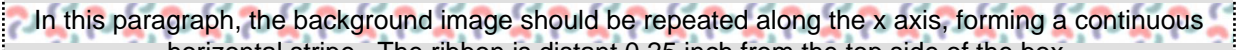
A horizontal stripe of a repeating pattern of red, green, and blue interlocking shapes in the center of the box.

In this paragraph, the background image should be repeated along the x axis, forming a continuous horizontal stripe . The ribbon is attached to the center of the box.

In this paragraph, the background image should be repeated along the x axis, forming a continuous horizontal stripe . The ribbon is attached to the bottom side of the box.



In this paragraph, the background image should be repeated along the x axis, forming a continuous horizontal stripe . The ribbon is distant 0.25 inch from the top side of the box.



In this paragraph, the background image should be repeated along the x axis, forming a continuous horizontal stripe . The ribbon is distant 25% from the top side of the box.

